Schedel
BAD+DESIGN

PRODUCT RANGE 2018

MULTISTAR® Bathroom Innovations and Bathtub Supports

SCHEDEL System Solutions

Walk-in shower elements

Sound and fire protection

Innovative bathroom design

Steam cabins

Bathtub supports

TABLE OF CONTENTS

WALK-IN SHOWER ELEMENTS FOR POINT DRAINAGE

SHOWER ELEMENTS WITH SURFACE MADE OF MINERAL MATERIAL

MULTISTAR® PLAN^{PLUS} 10

PLAN^{PLUS} folded-up and folded-down edge 12

quadroU substructure elements 14

Substructure element set, 3 parts 15

SHOWER ELEMENTS FOR TILING

MULTISTAR® PLAN for KESSEL drain system, reversible 16

PLAN elements KESSEL 17
Base elements 24
quadroU substructure elements 26
Floor drains and accessories 28
Fire protection solution 30
Technical information 31
Installation accessories and seals 32

MULTISTAR® PLAN for ACO floor drains 34

PLAN elements 35
Base elements 42
Floor drains and accessories 44
Technical information 45
Installation accessories and seals 46

MULTISTAR® PLAN for DALLMER floor drain 48

PLAN elements 49
Base elements 54
Floor drains and accessories 56
Technical information 57
Installation accessories and seals 58

MULTISTAR® PLAN LEVEL 18 with Viega drain 60

MULTISTAR® FLAT N 62

Overview of MULTISTAR® PLAN/FLAT installation heights 64

WALK-IN SHOWER ELEMENTS FOR LINEAR DRAINAGE

SHOWER ELEMENTS WITH SURFACE MADE OF MINERAL MATERIAL

MULTISTAR® LINE^{PLUS} PURE 50, gradient on one side 68

MULTISTAR® LINE^{PLUS} PURE 35, gradient on one side 70

LINE^{PLUS} folded-up and folded-down edge 72

SHOWER ELEMENTS FOR TILING

MULTISTAR® LINE with TECE channel 74

Standard drain with gradient on four sides 74
Standard drain with gradient on one side 76
Standard drain with wall connection with gradient on one side 78
Super-flat drain with gradient on one side 80
Super-flat drain with wall connection with gradient on one side 82
Designer grates/Tile troughs/Designer covers for TECE channels 85

MULTISTAR® LINE with DALLMER channel 86

Ceraline Nano F for flush installation with gradient on one side 86
Ceraline Nano W for installation adjacent to the wall with gradient on one side 88

MULTISTAR® LINE with KESSEL channel 90
Linearis Comfort with gradient on four sides 90
Linearis Comfort with gradient on one side 92
Linearis Compact with gradient on one side 94
MULTISTAR® LINE with Viega Advantix channel 96
Gradient on four sides 96
Gradient on one side 98
MULTISTAR® LINE with ACO channel 100
Gradient on one side 100
Designer grates and tile troughs for ACO channels 103
MULTISTAR® LINE for GEBERIT channel 104
Gradient on one side 104
Overview of MULTISTAR® LINE installation heights 106
MULTISTAR® LINE UNIVERSAL 108
LINE TECE UNIVERSAL 108
LINE Dallmer UNIVERSAL 109
LINE KESSEL Comfort UNIVERSAL 110
LINE KESSEL Compact UNIVERSAL 111
LINE Viega UNIVERSAL 112
LINE ESS UNIVERSAL 113

WALK-IN SHOWER ELEMENTS FOR WALL DRAINAGE

SHOWER ELEMENTS WITH SURFACE MADE OF MINERAL MATERIAL

MULTISTAR® Systemboard^{PLUS} for GEBERIT wall drains 116

SHOWER ELEMENTS FOR TILING

MULTISTAR® SYSTEM BOARD GEBERIT for wall drains 118
MULTISTAR® SYSTEM BOARD GEBERIT BASIC for Sanbloc wall drains 120
MULTISTAR® SYSTEM BOARD KESSEL for Scada wall drains 122
MULTISTAR® SYSTEM BOARD KESSEL for Scada wall drains 124
MULTISTAR® modular system for Kaldewei Xetis 126

SOUND AND FIRE PROTECTION

MULTISTAR® SiLENCIO sound insulation 132
MULTISTAR® fire protection 135

INNOVATIVE BATHROOM DESIGN

MULTISTAR® shower units 138
ROUND assembly kit 138
CORNER assembly kit 139
FREE snail-shaped shower assembly kit 140
PARABOLA assembly kit 141
Preparatory installation work for shower units 142
Pedestals and system walls 145
MULTISTAR® VISION – Modules for bathroom design 146
MULTISTAR® VISION ^{PLUS} – Surfaces for the wall 154

MULTISTAR® VISION^{PLUS} surfaces for design modules 158
MULTISTAR® RACK 159
MULTISTAR® SEAT^{PLUS} seating elements with surface made of mineral material 162
MULTISTAR® SEAT seating elements for tiling 163
MULTISTAR® WAVE well-being recliner 167
MULTISTAR® FOOT BASIN 168
MULTISTAR® HEAT thin-bed heating system 169

STEAM CABINS WITH INTEGRAL SHOWER AREA

MULTISTAR® STEAM 172

BATHTUB AND SHOWER TRAY SUPPORTS

MULTISTAR® bathtub supports 178
MULTISTAR® bathtub support standard range 179
Standard bathtub supports with two angled sides 179
Standard bathtub supports with two straight sides 180
SuPERIO UNO with one straight and one angled side 181
Standard EUROYAL bathtub supports 182
Standard shower tray supports 183
Bathtub support with washing machine connection 184
Accessories 186
Shelves for bathtub supports 187
Viega drain and overflow fittings 188
MULTISTAR® SiLENCIO sound protection set for bathtub 189
MULTISTAR® made-to-measure bathtub support range 190
Artweger 190
Bette 192
Duravit 203
Duscholux 206
GALATEA 209
GKI 212
Glass 213
Hoesch 214
Hüppe 220
Ideal Standard 222
Kaldewei 225
Keramag 233
Koralle 235
Laufen 238
Polypex 239
Ravak 242
RIHO 243
Roca 246
Teuco 247
Villeroy & Boch 248
Vitra 253
Vitra Norm 254

General Terms and Conditions of Business 256
Austrian Internal Sales and Field Sales Contacts 259
German Internal Sales and Field Sales Contacts 261

Walk-in shower elements for point drainage

with surface made of mineral material

for tiling

www.schedel-badinnovation.de

Shower elements with surface made of mineral material

MULTISTAR® PLAN^{PLUS}

- even to floor level, wheelchair accessible
- with high-quality surface made of mineral material, 6 mm
- anti-slip as per DIN 51097, Group B
- jointless surface, factory-fitted to hard foam element
- with integral gradient
- factory-fitted fleece seal with 70 mm overhang all round as per DIN 18534-1, water exposure class W2-I
- suitable for all 90 mm drains (e.g. Viega Tempoplex)
- for suitable substructure elements, see pages 14 and 15

Dimensions in mm

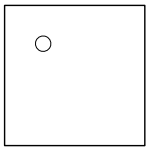

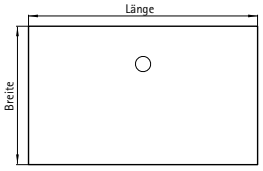

Length	Width	Height incl. mineral material	Position of drain	Article number*
800	800	40	230/230	PP8080XXX
900	900	40	230/230	PP9090XXX
1000	1000	45	230/230	PP100100XXX
1200	1200	45	230/230	PP120120XXX
1000	800	40	500/230	PP10080XXX
1000	900	40	500/230	PP10090XXX
1100	900	40	550/230	PP11090XXX
1200	800	40	600/230	PP12080XXX
1200	900	40	600/230	PP12090XXX
1200	1000	40	600/230	PP120100XXX
1300	900	45	650/230	PP13090XXX
1300	1000	45	650/230	PP130100XXX
1400	800	45	700/230	PP14080XXX
1400	900	45	700/230	PP14090XXX
1400	1000	45	700/230	PP140100XXX
1400	1200	45	700/230	PP140120XXX
1500	900	45	750/230	PP15090XXX
1500	1000	45	750/230	PP150100XXX
1500	1200	45	750/230	PP150120XXX
1600	900	45	800/230	PP16090XXX
1600	1000	45	800/230	PP160100XXX
1600	1200	45	800/230	PP160120XXX

Special design

up to 1.00 m²	PP100SXXX
up to 1.20 m²	PP120SXXX
up to 1.45 m²	PP145SXXX
up to 1.80 m²	PP180SXXX
up to 2.25 m²	PP225SXXX

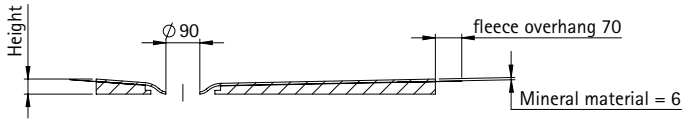

Section G-G

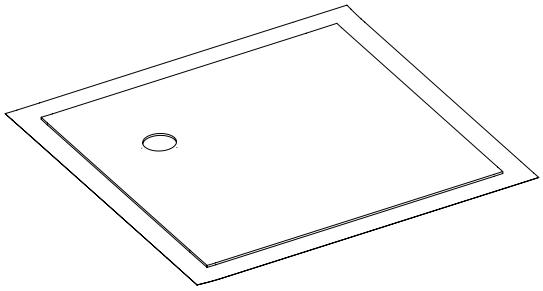

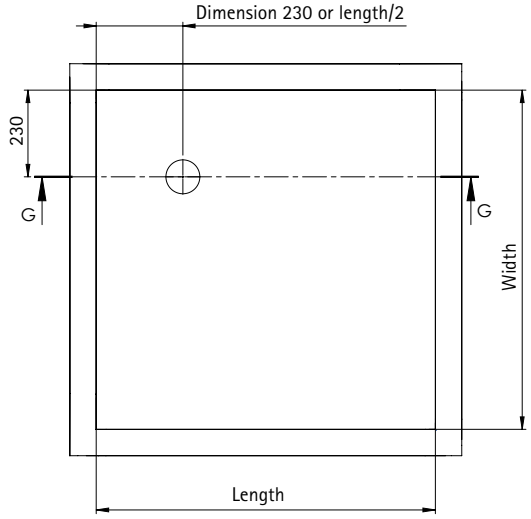

Plan view

*** xxx = Surface (**e.g. PP12080008 = PLAN[PLUS] 1200 x 800 mm in LIGHT GREY)

BIANCO WHITE = 001	CARAMEL = 003	GRAPHITE = 005	DARK GREY =007
CREAM = 002	DARK BROWN = 004	LIGHT GRAPHITE = 006	LIGHT GREY = 008

PLAN^{PLUS} folded-up and folded-down edge

- Factory customisation made from mineral material, in various heights
- Allows joint-free and uniform finish of the shower surface if the installation is not ground-flush
- Option for raising silicone joints so that they are not subject to permanently wet conditions

		Article number
	Height of folded-down edge up to 50 mm	LPAB50
	Height of folded-down edge up to 100 mm	LPAB100
	Height of folded-down edge up to 170 mm	LPAB170
	Height of folded-down edge up to 200 mm	LPAB200
	Height of folded-up edge 35 mm	LPAUF35
	Height of folded-up edge up to 50 mm	LPAUF50

At least one linear metre is reckoned for a folded-up or folded-down edge.
Shower board + folded-up or folded-down edge = final price
Folded-up and folded-down edge is possible on all four sides of the element.
Please specify variant when ordering.

Further heights available on request

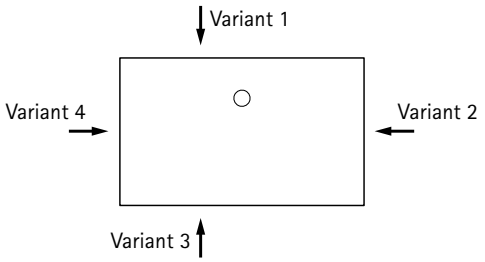

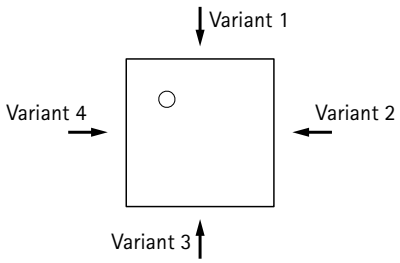

Folded-down edge

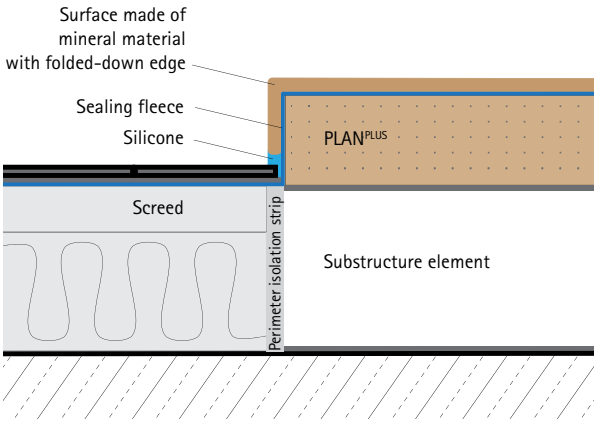

Folded-up edge
with flush glass laminate/fleece

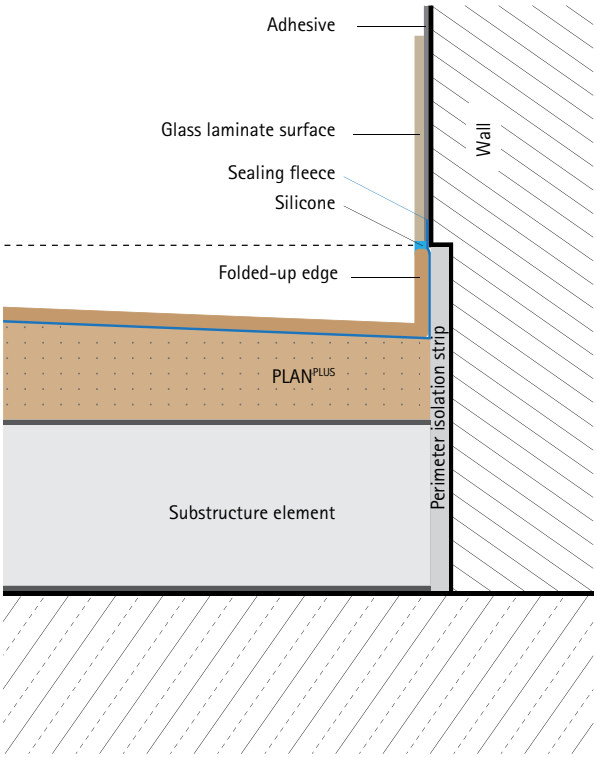

Folded-up edge
with overlaid glass laminate/fleece

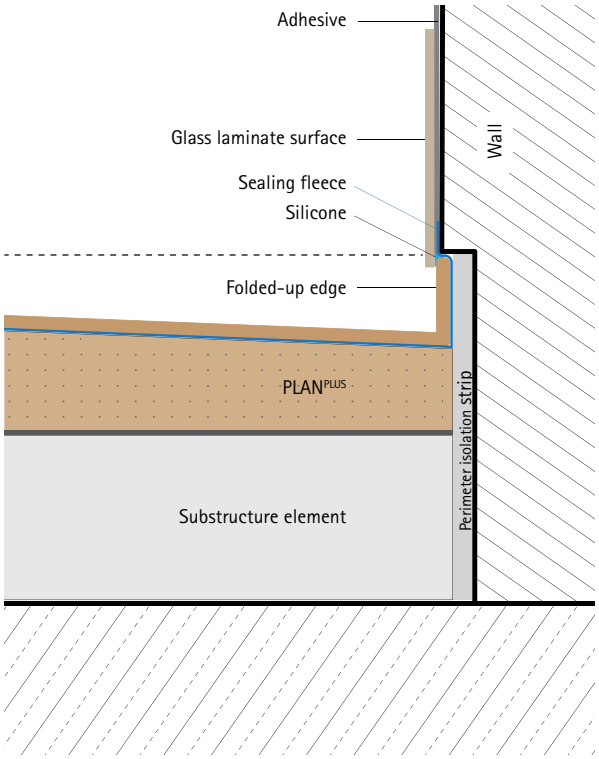

Drawings not to scale

quadroU substructure elements

- quadroU substructure element system for PLAN[PLUS] shower board
- for height compensation on the building site
- up to 15 mm height compensation by means of adjustable feet
- Use floor drains with a height up to 80 mm
- incl. set of 6 adjustable feet
- incl. installation adhesive
- for installation using MULTISTAR® 2K installation foam (installation foam not included in delivery)
  If a different installation foam is used, claims under guarantee are not accepted.

with simplified installation technique

Download PDF
Installation instructions
EBA40502

Dimensions in mm

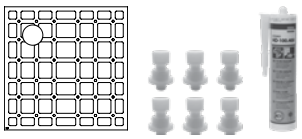

Length	Width	Height		Position of drain	Article number
800	800	75	incl. 1 x Installation adhesive	230/230	QUADROU8080
900	900	75	incl. 1 x Installation adhesive	230/230	QUADROU9090
1000	1000	75	incl. 1 x Installation adhesive	230/230	QUADROU100100
1200	1200	75	incl. 2 x Installation adhesive	230/230	QUADROU120120

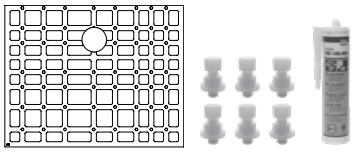

Length	Width	Height		Position of drain	Article number
1000	800	75	incl. 1 x Installation adhesive	500/230	QUADROU10080
1000	900	75	incl. 1 x Installation adhesive	500/230	QUADROU10090
1100	900	75	incl. 1 x Installation adhesive	550/230	QUADROU11090
1200	800	75	incl. 1 x Installation adhesive	600/230	QUADROU12080
1200	900	75	incl. 2 x Installation adhesive	600/230	QUADROU12090
1200	1000	75	incl. 2 x Installation adhesive	600/230	QUADROU120100
1300	900	75	incl. 2 x Installation adhesive	650/230	QUADROU13090
1300	1000	75	incl. 2 x Installation adhesive	650/230	QUADROU130100
1400	800	75	incl. 2 x Installation adhesive	700/230	QUADROU14080
1400	900	75	incl. 2 x Installation adhesive	700/230	QUADROU14090
1400	1000	75	incl. 2 x Installation adhesive	700/230	QUADROU140100
1400	1200	75	incl. 2 x Installation adhesive	700/230	QUADROU140120
1500	900	75	incl. 2 x Installation adhesive	750/230	QUADROU15090
1500	1000	75	incl. 2 x Installation adhesive	750/230	QUADROU150100
1500	1200	75	incl. 2 x Installation adhesive	750/230	QUADROU150120
1600	900	75	incl. 2 x Installation adhesive	800/230	QUADROU16090
1600	1000	75	incl. 2 x Installation adhesive	800/230	QUADROU160100
1600	1200	75	incl. 2 x Installation adhesive	800/230	QUADROU160120

Special design

up to 1.00 m²	QUADROU100S
up to 1.20 m²	QUADROU120S
up to 1.45 m²	QUADROU145S
up to 1.80 m²	QUADROU180S
up to 2.25 m²	QUADROU225S

Installation accessories

MULTISTAR® 2K installation foam* (12x 400 ml cartridges in each box)	SH 30070
Installation adhesive* 310 ml cartridge	SH 32350

* Attention! Please comply with the shelf life (separate information on the packaging).
Installation materials are generally excluded from returns.

Substructure element set, 3 parts

Substructure elements for PLANPLUS shower board
for height compensation on the building site

Download PDF
Installation instructions
EBA40496

Dimensions in mm

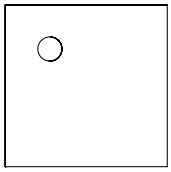

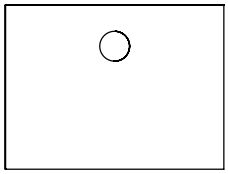

Length	Width	Height	Position of drain	Article number
800	800	20/30/40	230/230	PPUBAU8080
900	900	20/30/40	230/230	PPUBAU9090
1000	1000	20/30/40	230/230	PPUBAU100100
1200	1200	20/30/40	230/230	PPUBAU120120
1000	800	20/30/40	500/230	PPUBAU10080
1000	900	20/30/40	500/230	PPUBAU10090
1100	900	20/30/40	550/230	PPUBAU11090
1200	800	20/30/40	600/230	PPUBAU12080
1200	900	20/30/40	600/230	PPUBAU12090
1200	1000	20/30/40	600/230	PPUBAU120100
1300	900	20/30/40	650/230	PPUBAU13090
1300	1000	20/30/40	650/230	PPUBAU130100
1400	800	20/30/40	700/230	PPUBAU14080
1400	900	20/30/40	700/230	PPUBAU14090
1400	1000	20/30/40	700/230	PPUBAU140100
1400	1200	20/30/40	700/230	PPUBAU140120
1500	900	20/30/40	750/230	PPUBAU15090
1500	1000	20/30/40	750/230	PPUBAU150100
1500	1200	20/30/40	750/230	PPUBAU150120
1600	900	20/30/40	800/230	PPUBAU16090
1600	1000	20/30/40	800/230	PPUBAU160100
1600	1200	20/30/40	800/230	PPUBAU160120

Special design

up to 1.00 m²	PPUBAU100S
up to 1.20 m²	PPUBAU120S
up to 1.45 m²	PPUBAU145S
up to 1.80 m²	PPUBAU180S
up to 2.25 m²	PPUBAU225S

Shower elements for tiling

MULTISTAR® PLAN for KESSEL drain system, reversible

MULTISTAR® PLAN for KESSEL drain system - point drainage

PLAN elements	Page 17
PLAN made-to-measure elements	Page 22
Base elements	Page 24
Made-to-measure base elements	Page 25
Floor drains and accessories	Page 28
Fire protection solution	Page 30
Technical information	Page 31
Installation accessories and seals	Page 32
Ordering support	Page 33
MULTISTAR® PLAN LEVEL18 for timber beamed ceilings and shallow screed depths	Page 60
MULTISTAR® FLAT for shallow screed depths	Page 62
MULTISTAR® SiLENCIO sound insulation	Page 132
MULTISTAR® pedestals and system walls	Page 145

PLAN elements KESSEL

- Rigid foam PLAN element with integral gradient of approx. 2 %
- For point drainage with KESSEL drains, reversible (screw-in), choice of drains
- factory-sealed as per DIN 18534-1 Water exposure class W2-I
- Walk-in, can be tiled
- Suitable for wheelchairs, tile size with wheelchair use ≥ 50 x 50 mm
- Can be shortened on all sides taking into account the geometry of the elements
- Sealed flange disc for screw-in fitting of drain housing
- Shallow depth, depending on drain used
- Different drain positions, good drainage capacity

Central drain position

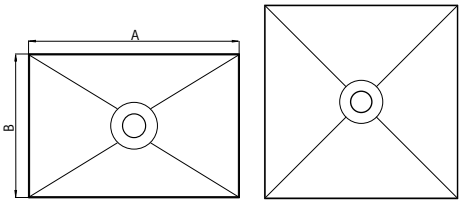

All dimensions in mm				Minimum installation height (without adhesive)			
Length (A)	Width (B)	Height	Position of drain	Drain horizontal SKR 32102	Drain horizontal SKR 32104	Drain vertical SKR 32100	Article number
800	800	40	central	95	80	40	SKR 32010
900	750	40	central	95	80	40	SKR 32130
900	800	40	central	95	80	40	SKR 32132
900	900	40	central	95	80	40	SKR 32012
1000	800	45	central	100	85	45	SKR 32080
1000	900	45	central	100	85	45	SKR 32082
1000	1000	45	central	100	85	45	SKR 32014
1100	800	45	central	100	85	45	SKR 32134
1100	900	45	central	100	85	45	SKR 32136
1100	1000	45	central	100	85	45	SKR 32138
1100	1100	45	central	100	85	45	SKR 32016
1200	800	45	central	100	85	45	SKR 32084
1200	900	45	central	100	85	45	SKR 32086
1200	1000	45	central	100	85	45	SKR 32140
1200	1100	45	central	100	85	45	SKR 32142
1200	1200	45	central	100	85	45	SKR 32018
1300	900	50	central	105	90	50	SKR 32144
1300	1000	50	central	105	90	50	SKR 32146
1300	1100	50	central	105	90	50	SKR 32148
1300	1300	50	central	105	90	50	SKR 32020
1400	800	50	central	105	90	50	SKR 32088
1400	900	50	central	105	90	50	SKR 32090
1400	1000	50	central	105	90	50	SKR 32150
1400	1100	50	central	105	90	50	SKR 32152
1400	1200	50	central	105	90	50	SKR 32154
1400	1300	50	central	105	90	50	SKR 32156
1400	1400	50	central	105	90	50	SKR 32022
1500	900	50	central	105	90	50	SKR 32158
1500	1000	50	central	105	90	50	SKR 32160
1500	1100	50	central	105	90	50	SKR 32162
1500	1200	50	central	105	90	50	SKR 32164
1500	1300	50	central	105	90	50	SKR 32166
1500	1500	50	central	105	90	50	SKR 32024
1600	800	50	central	105	90	50	SKR 32092

more dimensions on next page

All dimensions in mm				Minimum installation height (without adhesive)			
Length (A)	Width (B)	Height	Position of drain	Drain horizontal SKR 32102	Drain horizontal SKR 32104	Drain vertical SKR 32100	Article number
1600	900	50	central	105	90	50	SKR 32094
1600	1000	50	central	105	90	50	SKR 32168
1600	1200	50	central	105	90	50	SKR 32170
1700	700	50	central	105	90	50	SKR 32172
1700	750	50	central	105	90	50	SKR 32174
1700	800	50	central	105	90	50	SKR 32176
1700	900	50	central	105	90	50	SKR 32186
1700	1000	50	central	105	90	50	SKR 32188
1800	700	50	central	105	90	50	SKR 32190
1800	800	50	central	105	90	50	SKR 32178
1800	900	50	central	105	90	50	SKR 32096
1800	1000	50	central	105	90	50	SKR 32180
2000	1000	60	central	115	100	60	SKR 32182
2000	1200	60	central	115	100	60	SKR 32184

Off-centre drain position

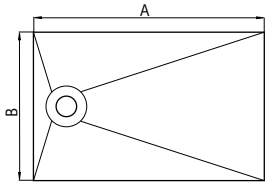

All dimensions in mm				Minimum installation height (without adhesive)			
Length (A)	Width (B)	Height	Position of drain	Drain horizontal SKR 32102	Drain horizontal SKR 32104	Drain vertical SKR 32100	Article number
1000	900	50	200/450	105	90	50	SKR 32035
1200	900	55	300/450	110	95	55	SKR 32037
1400	900	60	300/450	115	100	60	SKR 32039
1800	900	60	450/450	115	100	60	SKR 32027

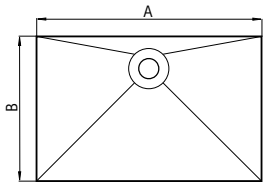

All dimensions in mm				Minimum installation height (without adhesive)			
Length (A)	Width (B)	Height	Position of drain	Drain horizontal SKR 32102	Drain horizontal SKR 32104	Drain vertical SKR 32100	Article number
1000	900	50	500/200	105	90	50	SKR 32029
1200	900	50	600/200	105	90	50	SKR 32031
1400	900	50	700/200	105	90	50	SKR 32033

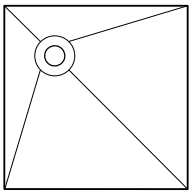

All dimensions in mm				Minimum installation height (without adhesive)			
Length	Width	Height	Position of drain	Drain horizontal SKR 32102	Drain horizontal SKR 32104	Drain vertical SKR 32100	Article number
800	800	45	200/200	100	85	45	SKR 32011
900	900	50	200/200	105	90	50	SKR 32013
1000	1000	50	200/200	105	90	50	SKR 32015
1100	1100	60	300/300	115	100	60	SKR 32017
1200	1200	60	300/300	115	100	60	SKR 32019
1300	1300	60	300/300	115	100	60	SKR 32021
1400	1400	60	300/300	115	100	60	SKR 32023
1500	1500	60	300/300	115	100	60	SKR 32025

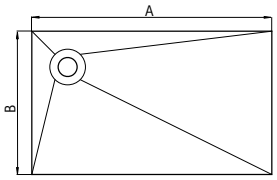

All dimensions in mm				Minimum installation height (without adhesive)			
Length (A)	Width (B)	Height	Position of drain	Drain horizontal SKR 32102	Drain horizontal SKR 32104	Drain vertical SKR 32100	Article number
1000	800	50	200/200	125	105	50	SKR 32034
1000	900	50	200/200	125	105	50	SKR 32036
1200	800	60	300/300	135	115	60	SKR 32040
1200	900	60	300/300	135	115	60	SKR 32038

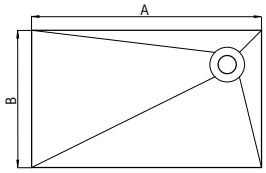

All dimensions in mm				Minimum installation height (without adhesive)			
Length (A)	Width (B)	Height	Position of drain	Drain horizontal SKR 32102	Drain horizontal SKR 32104	Drain vertical SKR 32100	Article number
1000	800	50	800/200	125	105	50	SKR 32045
1000	900	50	800/200	125	105	50	SKR 32042
1200	800	60	900/300	135	115	60	SKR 32047
1200	900	60	900/300	135	115	60	SKR 32044

Quadrant central drain position

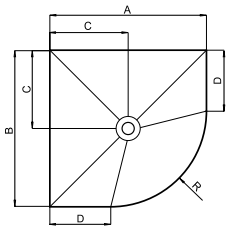

All dimensions in mm						Minimum installation height (without adhesive)			
Length (A)	Width (B)	Height	Dimension (D)	Radius (R)	Position of drain (C)	Drain horizontal SKR 32102	Drain horizontal SKR 32104	Drain vertical SKR 32100	Article number
900	900	40	350	550	450/450	95	80	40	SKR 32046
1000	1000	45	450	550	500/500	100	85	45	SKR 32048

Quadrant off-centre drain position

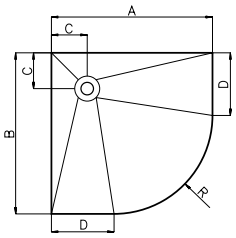

All dimensions in mm						Minimum installation height (without adhesive)			
Length (A)	Width (B)	Height	Dimension (D)	Radius (R)	Position of drain (C)	Drain horizontal SKR 32102	Drain horizontal SKR 32104	Drain vertical SKR 32100	Article number
900	900	45	350	550	200/200	100	85	45	SKR 32050
1000	1000	50	450	550	200/200	105	90	50	SKR 32052

PLAN elements for Roth LAGUNA MAXI WAVE HK4 shower enclosure

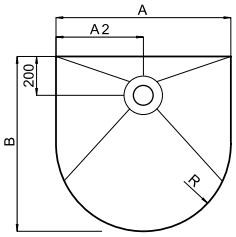

All dimensions in mm					Minimum installation height (without adhesive)			
Dimension (A)	Dimension (B)	Height	Model Mat. no. 112 000000 66	Position of drain (A2/200)	Drain horizontal SKR 32102	Drain horizontal SKR 32104	Drain vertical SKR 32100	Article number
900	783	45	Model MW810	450/200	120	100	45	SKR 32066
1000	800	45	Model MW812	500/200	120	100	45	SKR 32068
1000	850	45	Model MW804	500/200	120	100	45	SKR 32060
1030	825	45	Model MW806	515/200	120	100	45	SKR 32062
1104	882	45	Model MW808	552/200	120	100	45	SKR 32064

PLAN elements

Pentagonal central drain position

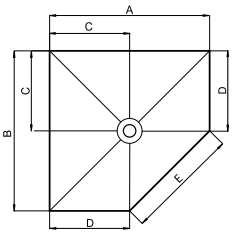

All dimensions in mm						Minimum installation height (without adhesive)			
Length (A)	Width (B)	Height	Dimension (D)	Entry (E)	Position of drain (C)	Drain horizontal SKR 32102	Drain horizontal SKR 32104	Drain vertical SKR 32100	Article number
900	900	40	450	635	450/450	95	80	40	SKR 32076
1000	1000	45	550	635	500/500	100	85	45	SKR 32078

Pentagonal off-centre drain position

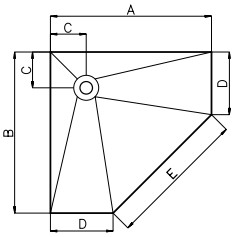

All dimensions in mm						Minimum installation height (without adhesive)			
Length (A)	Width (B)	Height	Dimension (D)	Entry (E)	Position of drain (C)	Drain horizontal SKR 32102	Drain horizontal SKR 32104	Drain vertical SKR 32100	Article number
900	900	45	450	635	200/200	100	85	45	SKR 32070
1000	1000	50	550	635	200/200	105	90	50	SKR 32072

PLAN made-to-measure elements

Base dimension	Drain position in mm (can be selected)	Article number
up to 0.8 m²	min. 200/200	SKR 32762
up to 0.9 m²	min. 200/200	SKR 32640
up to 1.0 m²	min. 200/200	SKR 32764
up to 1.1 m²	min. 200/200	SKR 32642
up to 1.2 m²	min. 300/300	SKR 32766
up to 1.3 m²	min. 300/300	SKR 32644
up to 1.4 m²	min. 300/300	SKR 32768
up to 1.5 m²	min. 300/300	SKR 32646
up to 1.6 m²	min. 300/300	SKR 32658
up to 1.7 m²	min. 300/300	SKR 32770
up to 1.8 m²	min. 300/300	SKR 32660
up to 1.9 m²	min. 300/300	SKR 32662
up to 2.0 m²	min. 300/300	SKR 32772
up to 2.1 m²	min. 300/300	SKR 32664
up to 2.2 m²	min. 300/300	SKR 32666
up to 2.3 m²	min. 300/300	SKR 32774
up to 2.4 m²	min. 300/300	SKR 32668
up to 2.5 m²	min. 300/300	SKR 32670
up to 2.6 m²	min. 300/300	SKR 32776
up to 2.7 m²	min. 300/300	SKR 32672
up to 2.8 m²	min. 300/300	SKR 32674
up to 2.9 m²	min. 300/300	SKR 32778
up to 3.0 m²	min. 300/300	SKR 32676
up to 3.1 m²	min. 300/300	SKR 32678
up to 3.2 m²	min. 300/300	SKR 32680
up to 3.3 m²	min. 300/300	SKR 32780
up to 3.4 m²	min. 300/300	SKR 32682
up to 3.5 m²	min. 300/300	SKR 32684
up to 3.6 m²	min. 300/300	SKR 32782
up to 3.7 m²	min. 300/300	SKR 32686
up to 3.8 m²	min. 300/300	SKR 32688
up to 3.9 m²	min. 300/300	SKR 32690
up to 4.0 m²	min. 300/300	SKR 32784
up to 5.0 m²	min. 300/300	SKR 32786

We reserve the right to supply the element in multiple sections for logistics reasons.

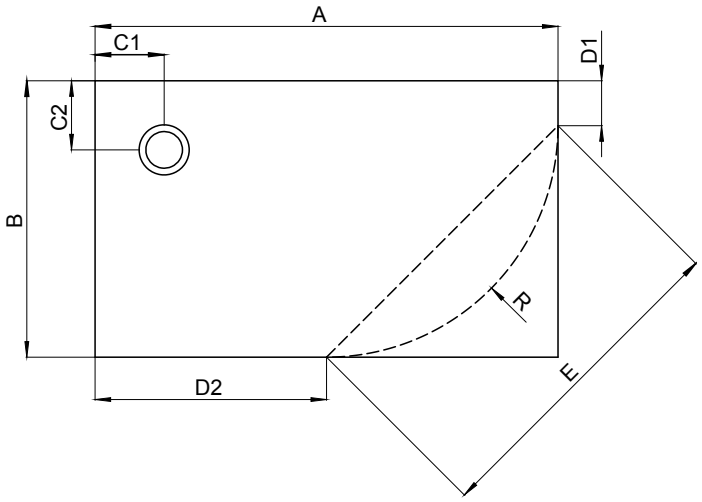

Order form

Fax: 03745 5351

We require the following information for made-to-measure products:

Base area of PLAN element

☐	mm	Length	Dimension A
☐	mm	Width	Dimension B

Leg lengths (required with pentagonal and quadrant-shaped PLAN elements)

☐	mm	Leg length	Dimension D1
☐	mm	Leg length	Dimension D2

Entrance dimension (required with pentagonal PLAN elements)

☐	mm	Width of entrance dimension	Dimension E

Radius (required with quadrant-shaped PLAN elements)

☐	mm	Radius	Dimension R

Drain position

☐	mm	Drain position	Dimension C1, up to 1100 mm min. 200 mm - from 1100 mm min. 300 mm
☐	mm	Drain position	Dimension C2, up to 1100 mm min. 200 mm - from 1100 mm min. 300 mm

Drain position (please tick)

☐	Item	Horizontal drain	Seal water height 50 mm	Article number SKR 32102
☐	Item	Horizontal drain	Seal water height 27 mm	Article number SKR 32104
☐	Item	Vertical drain	Seal water height 50 mm	Article number SKR 32100
☐	Item	Vertical drain, fire protection	Seal water height 50 mm	Article number SKR 32101

Base element (please tick)

☐	Set	2-section (20/55 mm)		
☐	Set	3-section (20/30/40 mm)		
☐	mm	Single-section, please specify height	☐	mm

The height of the element is based on the size and position of the drain.

Base elements

- Base elements to adjust to base surface on site
- For walk-in rigid foam PLAN elements to be tiled in
- Recommended with horizontal drain,
  all-purpose for drains with 30 mm and 50 mm seal water height
- Available in various thicknesses

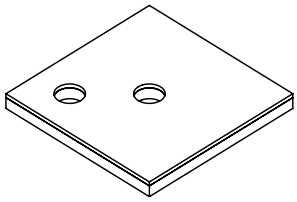

All dimensions in mm

Length	Width	Height	Design	Drain position	Article number
square/rectangular					
800	800	40/55	Set of 2	200/200//400/400	SK 32210
800	800	20/30/40	Set of 3	200/200//400/400	SK 32225
900	900	40/55	Set of 2	200/200//450/450	SK 32212
900	900	20/30/40	Set of 3	200/200//450/450	SK 32226
1000	800	40/55	Set of 2	500/400	SK 32280
1000	800	20/30/40	Set of 3	500/400	SK 32281
1000	900	40/55	Set of 2	500/450	SK 32282
1000	900	20/30/40	Set of 3	500/450	SK 32283
1000	1000	40/55	Set of 2	200/200//500/500	SK 32214
1000	1000	20/30/40	Set of 3	200/200//500/500	SK 32228
1100	1100	40/55	Set of 2	300/300//550/550	SK 32216
1100	1100	20/30/40	Set of 3	300/300//550/550	SK 32229
1200	800	40/55	Set of 2	600/400	SK 32284
1200	800	20/30/40	Set of 3	600/400	SK 32285
1200	900	40/55	Set of 2	600/450	SK 32286
1200	900	20/30/40	Set of 3	600/450	SK 32287
1200	1200	40/55	Set of 2	300/300//600/600	SK 32218
1200	1200	20/30/40	Set of 3	300/300//600/600	SK 32230
1300	1300	40/55	Set of 2	300/300//650/650	SK 32220
1300	1300	20/30/40	Set of 3	300/300//650/650	SK 32231
1400	800	40/55	Set of 2	700/400	SK 32288
1400	900	40/55	Set of 2	700/450	SK 32290
1400	1400	40/55	Set of 2	300/300//700/700	SK 32222
1400	1400	20/30/40	Set of 3	300/300//700/700	SK 32233
1500	1500	40/55	Set of 2	300/300//750/750	SK 32224
1500	1500	20/30/40	Set of 3	300/300//750/750	SK 32235
1600	800	40/55	Set of 2	800/400	SK 32292
1600	900	40/55	Set of 2	800/450	SK 32294
1800	900	40/55	Set of 2	450/450//900/450	SK 32296
quadrant					
900	900	40/55	Set of 2	200/200//450/450	SK 32250
900	900	20/30/40	Set of 3	200/200//450/450	SK 32256
1000	1000	40/55	Set of 2	200/200//500/500	SK 32252
1000	1000	20/30/40	Set of 3	200/200//500/500	SK 32258
pentagonal					
900	900	40/55	Set of 2	200/200//450/450	SK 32260
900	900	20/30/40	Set of 3	200/200//450/450	SK 32266
1000	1000	40/55	Set of 2	200/200//500/500	SK 32262
1000	1000	20/30/40	Set of 3	200/200//500/500	SK 32268

Made-to-measure base elements

All dimensions in mm

Base dimension	Height	Design	Drain position (can be selected)	Article number
up to 0.8 m²	up to 80	single-section	min. 200/200	SK 32802
	up to 160	single-section	min. 200/200	SK 32832
	90	Set of 3 (20/30/40 mm)	min. 200/200	SK 32902
up to 1.0 m²	up to 80	single-section	min. 200/200	SK 32804
	up to 160	single-section	min. 200/200	SK 32834
	90	Set of 3 (20/30/40 mm)	min. 200/200	SK 32904
up to 1.2 m²	up to 80	single-section	min. 300/300	SK 32806
	up to 160	single-section	min. 300/300	SK 32836
	90	Set of 3 (20/30/40 mm)	min. 300/300	SK 32906
up to 1.4 m²	up to 80	single-section	min. 300/300	SK 32808
	up to 160	single-section	min. 300/300	SK 32838
	90	Set of 3 (20/30/40 mm)	min. 300/300	SK 32908
up to 1.7 m²	up to 80	single-section	min. 300/300	SK 32810
	up to 160	single-section	min. 300/300	SK 32840
	90	Set of 3 (20/30/40 mm)	min. 300/300	SK 32910
up to 2.0 m²	up to 80	single-section	min. 300/300	SK 32812
	up to 160	single-section	min. 300/300	SK 32842
	90	Set of 3 (20/30/40 mm)	min. 300/300	SK 32912
up to 2.3 m²	up to 80	single-section	min. 300/300	SK 32814
	up to 160	single-section	min. 300/300	SK 32844
	90	Set of 3 (20/30/40 mm)	min. 300/300	SK 32914
up to 2.6 m²	up to 80	single-section	min. 300/300	SK 32816
	up to 160	single-section	min. 300/300	SK 32846
	90	Set of 3 (20/30/40 mm)	min. 300/300	SK 32916
up to 2.9 m²	up to 80	single-section	min. 300/300	SK 32818
	up to 160	single-section	min. 300/300	SK 32848
	90	Set of 3 (20/30/40 mm)	min. 300/300	SK 32918
up to 3.3 m²	up to 80	single-section	min. 300/300	SK 32820
	up to 160	single-section	min. 300/300	SK 32850
	90	Set of 3 (20/30/40 mm)	min. 300/300	SK 32920
up to 3.6 m²	up to 80	single-section	min. 300/300	SK 32822
	up to 160	single-section	min. 300/300	SK 32852
	90	Set of 3 (20/30/40 mm)	min. 300/300	SK 32922
up to 4.0 m²	up to 80	single-section	min. 300/300	SK 32824
	up to 160	single-section	min. 300/300	SK 32854
	90	Set of 3 (20/30/40 mm)	min. 300/300	SK 32924

quadroU substructure elements

- quadroU substructure element system for PLAN KESSEL shower board
- for height compensation on the building site
- up to 15 mm height compensation by means of adjustable feet
- for installation using MULTISTAR® 2K installation foam
  (installation foam not included in delivery)
  If a different installation foam is used, claims under guarantee are not accepted.
- incl. set of 6 adjustable feet
- incl. installation adhesive

Dimensions in mm

Length	Width	Height		Drain position	Article number
square/rectangular					
800	800	40	incl. 1x installation adhesive	200/200//400/400	SKQU 32210
800	800	55	incl. 1x installation adhesive	200/200//400/400	SKQU 32225
900	900	40	incl. 1x installation adhesive	200/200//450/450	SKQU 32212
900	900	55	incl. 1x installation adhesive	200/200//450/450	SKQU 32226
1000	800	40	incl. 1x installation adhesive	500/400	SKQU 32280
1000	800	55	incl. 1x installation adhesive	500/400	SKQU 32281
1000	900	40	incl. 1x installation adhesive	500/450	SKQU 32282
1000	900	55	incl. 1x installation adhesive	500/450	SKQU 32283
1000	1000	40	incl. 1x installation adhesive	200/200//500/500	SKQU 32214
1000	1000	55	incl. 1x installation adhesive	200/200//500/500	SKQU 32228
1100	1100	40	incl. 2x installation adhesive	300/300//550/550	SKQU 32216
1100	1100	55	incl. 2x installation adhesive	300/300//550/550	SKQU 32229
1200	800	40	incl. 2x installation adhesive	600/400	SKQU 32284
1200	800	55	incl. 2x installation adhesive	600/400	SKQU 32285
1200	900	40	incl. 2x installation adhesive	600/450	SKQU 32286
1200	900	55	incl. 2x installation adhesive	600/450	SKQU 32287
1200	1200	40	incl. 2x installation adhesive	300/300//600/600	SKQU 32218
1200	1200	55	incl. 2x installation adhesive	300/300//600/600	SKQU 32230
1300	1300	40	incl. 2x installation adhesive	300/300//650/650	SKQU 32220
1300	1300	55	incl. 2x installation adhesive	300/300//650/650	SKQU 32231
1400	800	40	incl. 2x installation adhesive	700/400	SKQU 32288
1400	800	55	incl. 2x installation adhesive	700/400	SKQU 32289
1400	900	40	incl. 2x installation adhesive	700/450	SKQU 32290
1400	900	55	incl. 2x installation adhesive	700/400	SKQU 32291
1400	1400	40	incl. 2x installation adhesive	300/300//700/700	SKQU 32222
1400	1400	55	incl. 2x installation adhesive	300/300//700/700	SKQU 32233
1500	1500	40	incl. 2x installation adhesive	300/300//750/750	SKQU 32224
1500	1500	55	incl. 2x installation adhesive	300/300//750/750	SKQU 32235
1600	800	40	incl. 2x installation adhesive	800/400	SKQU 32292
1600	800	55	incl. 2x installation adhesive	800/400	SKQU 32293
1600	900	40	incl. 2x installation adhesive	800/450	SKQU 32294
1600	900	55	incl. 2x installation adhesive	800/400	SKQU 32295
1800	900	40	incl. 2x installation adhesive	450/450//450/900	SKQU 32296
1800	900	55	incl. 2x installation adhesive	450/450//450/900	SKQU 32297
quarter round					
900	900	40	incl. 1x installation adhesive	200/200//450/450	SKQU 32250
900	900	55	incl. 1x installation adhesive	200/200//450/450	SKQU 32256
1000	1000	40	incl. 1x installation adhesive	200/200//500/500	SKQU 32252
1000	1000	55	incl. 1x installation adhesive	200/200//500/500	SKQU 32258
five-sided					
900	900	40	incl. 1x installation adhesive	200/200//450/450	SKQU 32260
900	900	55	incl. 1x installation adhesive	200/200//450/450	SKQU 32266
1000	1000	40	incl. 1x installation adhesive	200/200//500/500	SKQU 32262
1000	1000	55	incl. 1x installation adhesive	200/200//500/500	SKQU 32268

quadroU substructure elements – special design

- quadroU substructure element system for PLAN KESSEL shower board
- for height compensation on the building site
- up to 15 mm height compensation by means of adjustable feet
- for installation using MULTISTAR® 2K installation foam
  (installation foam not included in delivery)
  If a different installation foam is used, claims under guarantee are not accepted.
- incl. set of 6 adjustable feet

Dimensions in mm

Size of floor area	Height			Drain position (selectable)	Article number
up to 0.8 m²	up to 100	single-piece	incl. 1 x installation adhesive	min. 200/200	SKQU 32832
up to 1.0 m²	up to 100	single-piece	incl. 1 x installation adhesive	min. 200/200	SKQU 32834
up to 1.2 m²	up to 100	single-piece	incl. 2 x installation adhesive	min. 300/300	SKQU 32836
up to 1.4 m²	up to 100	single-piece	incl. 2 x installation adhesive	min. 300/300	SKQU 32838
up to 1.7 m²	up to 100	single-piece	incl. 2 x installation adhesive	min. 300/300	SKQU 32840
up to 2.0 m²	up to 100	single-piece	incl. 2 x installation adhesive	min. 300/300	SKQU 32842
up to 2.3 m²	up to 100	single-piece	incl. 3 x installation adhesive	min. 300/300	SKQU 32844
up to 2.6 m²	up to 100	single-piece	incl. 3 x installation adhesive	min. 300/300	SKQU 32846
up to 2.9 m²	up to 100	single-piece	incl. 3 x installation adhesive	min. 300/300	SKQU 32848
up to 3.3 m²	up to 100	single-piece	incl. 4 x installation adhesive	min. 300/300	SKQU 32850
up to 3.6 m²	up to 100	single-piece	incl. 4 x installation adhesive	min. 300/300	SKQU 32852
up to 4.0 m²	up to 100	single-piece	incl. 4 x installation adhesive	min. 300/300	SKQU 32854

Further special designs possible on request

Installation accessories

Installation adhesive*
310 ml cartridge — SH 32350

MULTISTAR® 2K installation foam*
(12x 400 ml cartridges in each box) — SH 30070

* Attention! Please comply with the shelf life (separate information on the packaging).
Installation materials are generally excluded from returns.

Article number

Floor drains

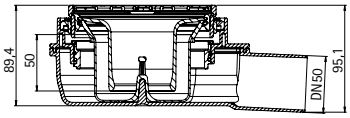

Floor drain DN 50 horizontal — SKR 32102
Plastic in accordance with DIN EN 1253
Screw-in
Drainage capacity 60 l/min
with stench trap, seal water height 50 mm
Plastic attachment frame 130 x 130 x 8.5 mm
Frame can be rotated 360 degrees
Includes standard stainless steel grate 120 x 120 mm
Load class: K3

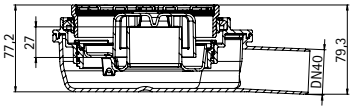

Floor drain DN 40 horizontal — SKR 32104
Plastic
Screw-in
Drainage capacity 36 l/min
with stench trap, seal water height 27 mm
Plastic attachment frame 130 x 130 x 8.5 mm
Frame can be rotated 360 degrees
Includes standard stainless steel grate 120 x 120 mm
Load class: K3

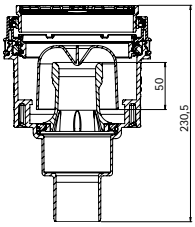

Floor drain DN 50 vertical — SKR 32100
Plastic in accordance with DIN EN 1253
Screw-in
Drainage capacity 88 l/min
with stench trap, seal water height 50 mm
Plastic attachment frame 130 x 130 x 8.5 mm
Frame can be rotated 360 degrees
Includes standard stainless steel grate 120 x 120 mm
Load class: K3
Core drill hole Ø 160 mm

Standard grate — included with drain
120 x 120 x 4 mm

Designer grate, optional



Quadrato designer grate — SK 32110
120 x 120 x 4 mm
fits
plastic attachment frame 130 x 130 x 8.5 mm
for above drains

Hair screen — SK 32129
fits drain SKR 32102 and SKR 32100

Floor drains and accessories

Article number

Attachment products, optional

ABS attachment section SK 32118
Frame dimensions 130 x 130 x 18 mm
(Overall height 90 mm)
with cover that can be tiled
Stainless steel 113 x 113 x 10.5 mm
Insertion depth 9 mm, unlocked
Plastic frame
Load class K3
Can be shortened on site

ABS attachment section SK 32124
Frame dimensions 132 x 132 x 16/90
(Overall height 16 mm)
with oval designer stainless steel grate 120 x 120
Stainless steel frame, Lock & Lift system
Load class K3 (KESSEL Art. no. 48202)
Can be shortened on site

ABS attachment section SK 32119
Frame dimensions 132 x 132 x 9/30 (overall height 9 mm)
with slotted designer stainless steel grate 120 x 120
Stainless steel frame
Load class K3

Add-on section with ABS height adjustment SK 32120
Frame dimension 130 x 130 x 8.5 to 65 mm
with slotted designer stainless steel grate 120 x 120 mm
Plastic frame
Load class K3
Can be shortened on site

ABS attachment section SK 32123
Screw-in
Includes 2 no. locking screws
Frame dimension 150 x 150 x 15
with slotted designer stainless steel grate 136 x 136 mm
Stainless steel frame
Load class K3

Positioning aid for vertical drain (SKR 32100/SKR 32101), optional

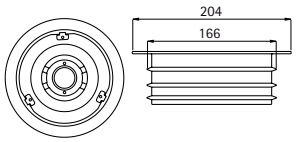

Quick-fit without fire protection SK 32996
Continuous seal for core drill holes
Core drill hole Ø 160 mm (KESSEL Art. no. 48991)

Fire protection solution

Download PDF
Installation instructions
EBA40487

The Schedel MULTISTAR® PLAN elements for the KESSEL reversible drain system are flush elements, ready for tiling, which can be routed in conjunction with the KESSEL Practicus R 30/60/90/120 floor drain, article SKR 32101 for drainage, directly through an F 30/60/90/120 solid ceiling construction, thickness 150 mm.

In the event of more exacting fire resistance requirements governing the solid ceiling, thickness ≥ 150 mm, note the approval-compliant installation of the KESSEL R 30/60/90/120 floor drain in line with general approval Z-19.17-1719 and the expert's statement 198-PG-2010.

Article number

Fire protection system, consisting of SKR 32101; SK 32994 and SK 32998

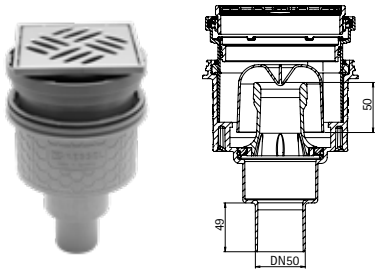

Floor drain DN50 vertical for fire protection — SKR 32101
in accordance with DIN EN 1253
Drainage capacity 88 l/min
with stench trap, seal water height 50 mm
Plastic attachment frame 130 x 130 x 8.5 mm
Frame can be rotated 360 degrees
Includes standard stainless steel grate 120 x 120 mm
Load class: K3
Core drill hole Ø 160 mm

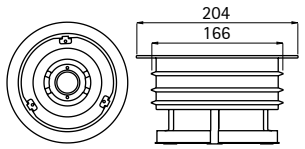

Quickfit with fire protection — SK 32994
Continuous seal for core drill holes
for vertical drain (SKR 32100,SKR 32101)
Approval: Z-19.17-1719
Core drill hole Ø 160 mm (KESSEL Art. no. 48990)

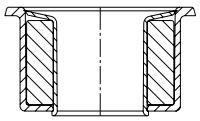

Fire-Kit — SK 32998
Fire protection insert
for vertical drain (SKR 32100,SKR 32101)
Approval: Z-19.17-1719 (KESSEL Art. no. 48099)

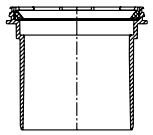

PP extension piece — SK 32128
for vertical drain (SKR 32101)
when using Quick-Fit with fire protection system and
Fire-Kit fire protection insert

Quickfit with fire protection

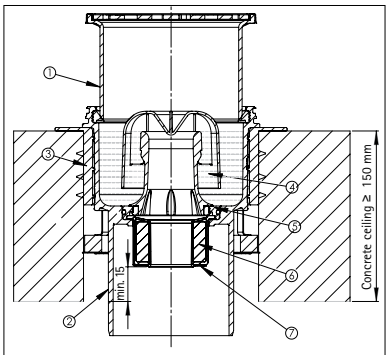

1 Attachment
2 Ecoguss / Practicus
3 Quickfit with fire protection
4 Stench trap
5 Retaining ring with O-ring
6 Fire-Kit
7 Holding basket

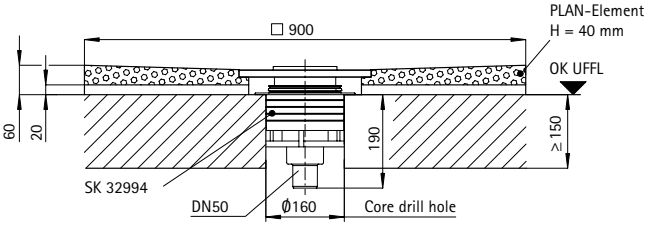

Z-19.17-1719

Technical information

Download PDF
Installation instructions
EBA40117

Download PDF
Installation instructions
EBA40503 with quadroU

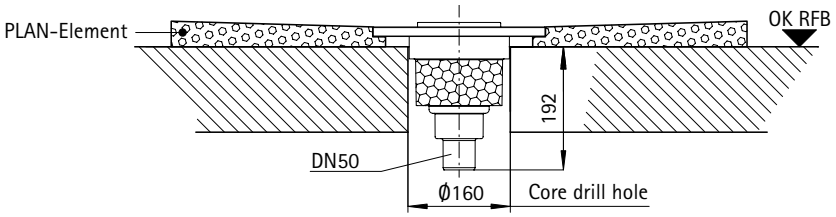

Installation
Floor drain vertical
Seal water height 50 mm
SKR 32100

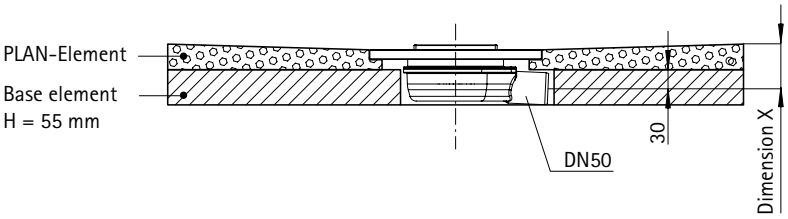

Installation
Floor drain horizontal
Seal water height 50 mm
SKR 32102

Installation of PLAN 900 x 900 with KESSEL horizontal floor drain, DN 50, seal water height 50 mm (SKR 32102)		
Screed height	105 mm	160 mm
Height of MULTISTAR® PLAN (SKR 32012)	-40 mm	-40 mm
Adhesive layers 2 x 5 mm	-10 mm	-10 mm
	= 55 mm	= 110 mm
Height of MULTISTAR® PLAN base element	Set of 2 – 40/55 mm (SK 32212)	Made-to-measure up to 1 m² (SK 32834)

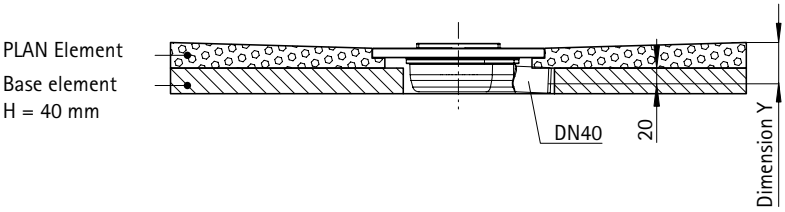

Installation
Floor drain horizontal
Seal water height 27 mm
SKR 32104

Installation of PLAN 900 x 900 with KESSEL horizontal floor drain, DN 40, seal water height 27 mm (SKR 32104)		
Screed height	90 mm	120 mm
Height of MULTISTAR® PLAN (SKR 32012)	-40 mm	-40 mm
Adhesive layers 2 x 5 mm	-10 mm	-10 mm
	= 40 mm	= 70 mm
Height of MULTISTAR® PLAN base element	Set of 2 – 40/55 mm (SK 32212)	Made-to-measure up to 1 m² (SK 32804)

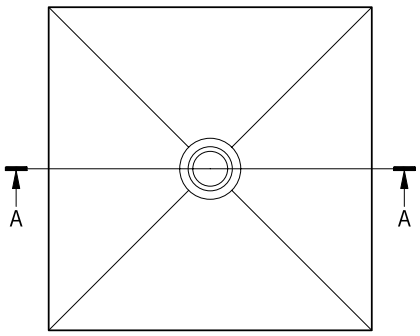

Edge height PLAN element in mm	Dimension X (without adhesive) Drain SKR 32102 Seal water height 50mm	Dimension Y (without adhesive) Drain SKR 32104 Seal water height 27 mm
40	70	60
45	75	65
50	80	70
60	90	80

Subject to technical modifications! Date 08/2015 Sketches not to scale

Installation accessories and seals

		Article number
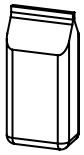	**Flexible tile adhesive*** in 5 kg pack for bonding elements to the unfinished floor or to the base element Use approx. 1.95 kg/m² with 6 mm toothed comb	SH 32310
	Mineral-based sealing compound 2 K* in 6 kg tub (no water required) for structural sealing and composite sealing under tiles and panels Water exposure class W2-I Consumption approx. 2.5 kg/m²	SH 32313N
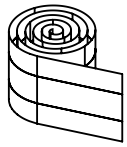	**Sealing tape, 5 m**	SH 32315
	Sealing tape, 2 x 5 m	SH 32316
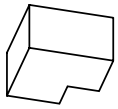	**Inside corner**	SH 32320
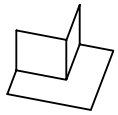	**Outside corner**	SH 32322
	**MULTISTAR® SiLENCIO sound insulation set** SIL...	see Page 132
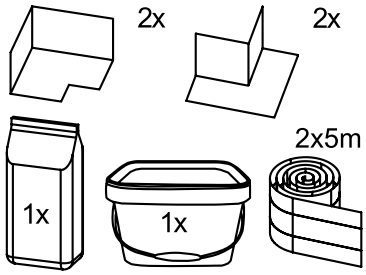	**Maxi accessories set** ■ Flexible tile adhesive*, 5 kg ■ Mineral-based sealing compound*, 6 kg ■ Sealing tape, 2 x 5 m ■ Inside corner, 2 no. ■ Outside corner, 2 no.	SH 32300N
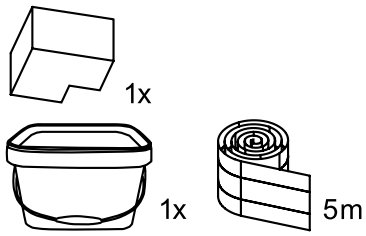	**Mini accessories set** ■ Mineral-based sealing compound*, 6 kg ■ Sealing tape, 5 m ■ Inside corner, 1 no.	SH 32304N

* Important! Please note the best before date (separate information on the pack)
Installation accessories and seals are generally excluded from returns.

Ordering support

Ordering aid according to installation situation		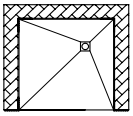	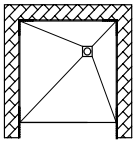	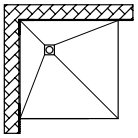	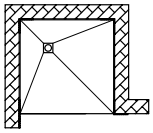	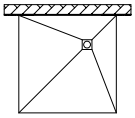
	Article number	Quantity	Quantity	Quantity	Quantity	Quantity
Inside corner	SH 32320	2	2	1	2	0
Outside corner	SH 32322	2	0	0	1	0
Sealing tape, 2 x 5 m	SH 32316	1	1	1	1	1
Mineral-based sealing compound*, 6 kg	SH 32313N	1	1	1	1	1
Flexible tile adhesive* 5 kg pack	SH 32310	1	1	1	1	1

* Important! Please note the best before date (separate information on the pack)
Installation accessories and seals are generally excluded from returns.

MULTISTAR® PLAN for ACO floor drains

MULTISTAR® PLAN for ACO floor drains - point drainage

PLAN elements	Page 35
PLAN made-to-measure elements	Page 40
Base elements	Page 42
Made-to-measure base elements	Page 43
Floor drains and accessories	Page 44
Technical information	Page 45
Installation accessories and seals	Page 46
Ordering support	Page 47
MULTISTAR® PLAN LEVEL18 for timber beamed ceilings and shallow screed depths	Page 60
MULTISTAR® FLAT for shallow screed depths	Page 62
MULTISTAR® SiLENCIO sound insulation	Page 132
MULTISTAR® pedestals and system walls	Page 145

PLAN elements

- Rigid foam PLAN element with integral gradient ≥ 2 %
- For point drainage with ACO drains, choice of drains
- Factory-sealed as per DIN 18534-1
  Water exposure class W2-I
- Walk-in, can be tiled
- Suitable for wheelchairs, tile size with wheelchair use ≥ 50 x 50 mm
- Can be shortened on all sides taking into account the geometry of the elements
- Compression sealing flange
- Shallow depth, depending on drain used
- Different drain positions, good drainage capacity

Central drain position

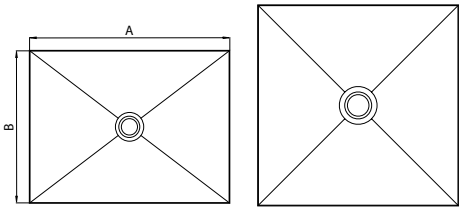

All dimensions in mm				Minimum installation height (without adhesive)			
Length (A)	Width (B)	Height	Position of drain	Drain horizontal SA 32102	Drain horizontal SA 32104	Drain vertical SA 32100	Article number
800	800	40	central	115	95	40	SA 32010
900	750	40	central	115	95	40	SA 32130
900	800	40	central	115	95	40	SA 32132
900	900	40	central	115	95	40	SA 32012
1000	800	45	central	120	100	45	SA 32080
1000	900	45	central	120	100	45	SA 32082
1000	1000	45	central	120	100	45	SA 32014
1100	800	45	central	120	100	45	SA 32134
1100	900	45	central	120	100	45	SA 32136
1100	1000	45	central	120	100	45	SA 32138
1100	1100	45	central	120	100	45	SA 32016
1200	800	45	central	120	100	45	SA 32084
1200	900	45	central	120	100	45	SA 32086
1200	1000	45	central	120	100	45	SA 32140
1200	1100	45	central	120	100	45	SA 32142
1200	1200	45	central	120	100	45	SA 32018
1300	900	50	central	125	105	50	SA 32144
1300	1000	50	central	125	105	50	SA 32146
1300	1100	50	central	125	105	50	SA 32148
1300	1300	50	central	125	105	50	SA 32020
1400	800	50	central	125	105	50	SA 32088
1400	900	50	central	125	105	50	SA 32090
1400	1000	50	central	125	105	50	SA 32150
1400	1100	50	central	125	105	50	SA 32152
1400	1200	50	central	125	105	50	SA 32154
1400	1300	50	central	125	105	50	SA 32156
1400	1400	50	central	125	105	50	SA 32022
1500	900	50	central	125	105	50	SA 32158
1500	1000	50	central	125	105	50	SA 32160
1500	1100	50	central	125	105	50	SA 32162
1500	1200	50	central	125	105	50	SA 32164
1500	1300	50	central	125	105	50	SA 32166
1500	1500	50	central	125	105	50	SA 32024
1600	800	50	central	125	105	50	SA 32092

More dimensions on next page

All dimensions in mm				Minimum installation height (without adhesive)			
Length (A)	Width (B)	Height	Position of drain	Drain horizontal SA 32102	Drain horizontal SA 32104	Drain vertical SA 32100	Article number
1600	900	50	central	125	105	50	SA 32094
1600	1000	50	central	125	105	50	SA 32168
1600	1200	50	central	125	105	50	SA 32170
1700	700	50	central	125	105	50	SA 32172
1700	750	50	central	125	105	50	SA 32174
1700	800	50	central	125	105	50	SA 32176
1700	900	50	central	125	105	50	SA 32186
1700	1000	50	central	125	105	50	SA 32188
1800	700	50	central	125	105	50	SA 32190
1800	800	50	central	125	105	50	SA 32178
1800	900	50	central	125	105	50	SA 32096
1800	1000	50	central	125	105	50	SA 32180
2000	1000	60	central	135	115	60	SA 32182
2000	1200	60	central	135	115	60	SA 32184

Off-centre drain position

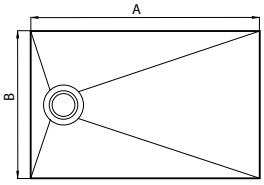

All dimensions in mm				Minimum installation height (without adhesive)			
Length (A)	Width (B)	Height	Position of drain	Drain horizontal SA 32102	Drain horizontal SA 32104	Drain vertical SA 32100	Article number
1000	900	50	200/450	125	105	50	SA 32035
1200	900	55	300/450	130	110	55	SA 32037
1400	900	60	300/450	135	115	60	SA 32039
1800	900	60	450/450	135	115	60	SA 32027

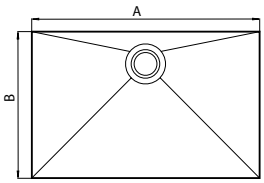

All dimensions in mm				Minimum installation height (without adhesive)			
Length (A)	Width (B)	Height	Position of drain	Drain horizontal SA 32102	Drain horizontal SA 32104	Drain vertical SA 32100	Article number
1000	900	50	500/200	125	105	50	SA 32029
1200	900	50	600/200	125	105	50	SA 32031
1400	900	50	700/200	125	105	50	SA 32033

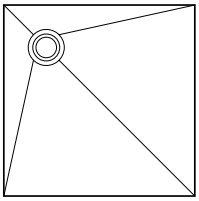

All dimensions in mm				Minimum installation height (without adhesive)			
Length	Width	Height	Position of drain	Drain horizontal SA 32102	Drain horizontal SA 32104	Drain vertical SA 32100	Article number
800	800	45	200/200	120	100	45	SA 32011
900	900	50	200/200	125	105	50	SA 32013
1000	1000	50	200/200	125	105	50	SA 32015
1100	1100	60	300/300	135	115	60	SA 32017
1200	1200	60	300/300	135	115	60	SA 32019
1300	1300	60	300/300	135	115	60	SA 32021
1400	1400	60	300/300	135	115	60	SA 32023
1500	1500	60	300/300	135	115	60	SA 32025

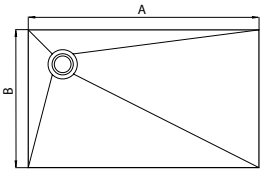

All dimensions in mm				Minimum installation height (without adhesive)			
Length (A)	Width (B)	Height	Position of drain	Drain horizontal SA 32102	Drain horizontal SA 32104	Drain vertical SA 32100	Article number
1000	800	50	200/200	125	105	50	SA 32034
1000	900	50	200/200	125	105	50	SA 32036
1200	800	60	300/300	135	115	60	SA 32040
1200	900	60	300/300	135	115	60	SA 32038

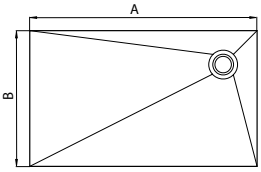

All dimensions in mm				Minimum installation height (without adhesive)			
Length (A)	Width (B)	Height	Position of drain	Drain horizontal SA 32102	Drain horizontal SA 32104	Drain vertical SA 32100	Article number
1000	800	50	800/200	125	105	50	SA 32045
1000	900	50	800/200	125	105	50	SA 32042
1200	800	60	900/300	135	115	60	SA 32047
1200	900	60	900/300	135	115	60	SA 32044

Quadrant central drain position

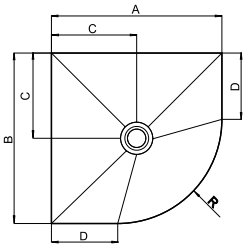

All dimensions in mm						Minimum installation height (without adhesive)			
Length (A)	Width (B)	Height	Dimension (D)	Radius (R)	Position of drain (C)	Drain horizontal SA 32102	Drain horizontal SA 32104	Drain vertical SA 32100	Article number
900	900	40	350	550	450/450	115	95	40	SA 32046
1000	1000	45	450	550	500/500	120	100	45	SA 32048

Quadrant off-centre drain position

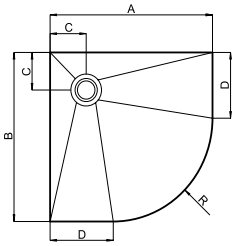

All dimensions in mm						Minimum installation height (without adhesive)			
Length (A)	Width (B)	Height	Dimension (D)	Radius (R)	Position of drain (C)	Drain horizontal SA 32102	Drain horizontal SA 32104	Drain vertical SA 32100	Article number
900	900	45	350	550	200/200	120	100	45	SA 32050
1000	1000	50	450	550	200/200	125	105	50	SA 32052

PLAN elements for Roth LAGUNA MAXI WAVE HK4 shower enclosure

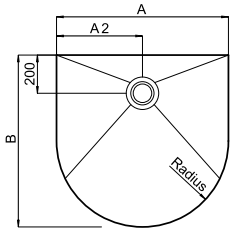

All dimensions in mm					Minimum installation height (without adhesive)			
Length (A)	Width (B)	Height	Model (Mat. no. 112 000000 66)	Position of drain (A2/200)	Drain horizontal SA 32102	Drain horizontal SA 32104	Drain vertical SA 32100	Article number
900	783	45	Model MW810	450/200	120	100	45	SA 32066
1000	800	45	Model MW812	500/200	120	100	45	SA 32068
1000	850	45	Model MW804	500/200	120	100	45	SA 32060
1030	825	45	Model MW806	515/200	120	100	45	SA 32062
1104	882	45	Model MW808	552/200	120	100	45	SA 32064

Pentagonal central drain position

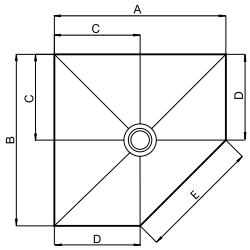

All dimensions in mm						Minimum installation height (without adhesive)			
Length (A)	Width (B)	Height	Dimension (D)	Entry (E)	Position of drain (C)	Drain horizontal SA 32102	Drain horizontal SA 32104	Drain vertical SA 32100	Article number
900	900	40	450	635	450/450	115	95	40	SA 32076
1000	1000	45	550	635	500/500	120	100	45	SA 32078

Pentagonal off-centre drain position

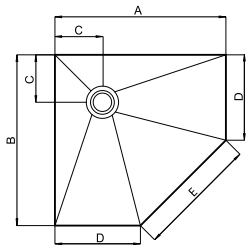

All dimensions in mm						Minimum installation height (without adhesive)			
Length (A)	Width (B)	Height	Dimension (D)	Entry (E)	Position of drain (C)	Drain horizontal SA 32102	Drain horizontal SA 32104	Drain vertical SA 32100	Article number
900	900	45	450	635	200/200	120	100	45	SA 32070
1000	1000	50	550	635	200/200	125	105	50	SA 32072

PLAN made-to-measure elements

Base dimension	Drain position in mm (can be selected)	Article number
up to 0.8 m²	min. 200/200	SA 32762
up to 0.9 m²	min. 200/200	SA 32640
up to 1.0 m²	min. 200/200	SA 32764
up to 1.1 m²	min. 200/200	SA 32642
up to 1.2 m²	min. 300/300	SA 32766
up to 1.3 m²	min. 300/300	SA 32644
up to 1.4 m²	min. 300/300	SA 32768
up to 1.5 m²	min. 300/300	SA 32646
up to 1.6 m²	min. 300/300	SA 32658
up to 1.7 m²	min. 300/300	SA 32770
up to 1.8 m²	min. 300/300	SA 32660
up to 1.9 m²	min. 300/300	SA 32662
up to 2.0 m²	min. 300/300	SA 32772
up to 2.1 m²	min. 300/300	SA 32664
up to 2.2 m²	min. 300/300	SA 32666
up to 2.3 m²	min. 300/300	SA 32774
up to 2.4 m²	min. 300/300	SA 32668
up to 2.5 m²	min. 300/300	SA 32670
up to 2.6 m²	min. 300/300	SA 32776
up to 2.7 m²	min. 300/300	SA 32672
up to 2.8 m²	min. 300/300	SA 32674
up to 2.9 m²	min. 300/300	SA 32778
up to 3.0 m²	min. 300/300	SA 32676
up to 3.1 m²	min. 300/300	SA 32678
up to 3.2 m²	min. 300/300	SA 32680
up to 3.3 m²	min. 300/300	SA 32780
up to 3.4 m²	min. 300/300	SA 32682
up to 3.5 m²	min. 300/300	SA 32684
up to 3.6 m²	min. 300/300	SA 32782
up to 3.7 m²	min. 300/300	SA 32686
up to 3.8 m²	min. 300/300	SA 32688
up to 3.9 m²	min. 300/300	SA 32690
up to 4.0 m²	min. 300/300	SA 32784

We reserve the right to supply the element in multiple sections for logistics reasons.

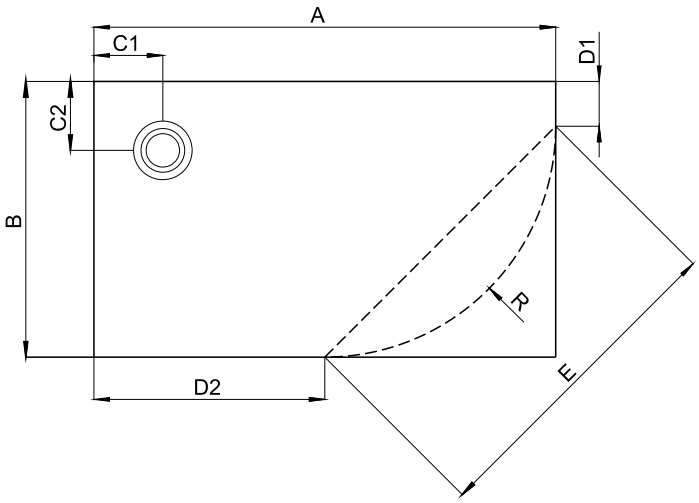

Order form

Fax: 03745 5351

We require the following information for made-to-measure products:

Base area of PLAN element

☐	mm	Length	Dimension A
☐	mm	Width	Dimension B

Leg lengths (required with pentagonal and quadrant-shaped PLAN elements)

☐	mm	Leg length	Dimension D1
☐	mm	Leg length	Dimension D2

Entrance dimension (required with pentagonal PLAN elements)

☐	mm	Width of entrance dimension	Dimension E

Radius (required with quadrant-shaped PLAN elements)

☐	mm	Radius	Dimension R

Drain position

☐	mm	Drain position	Dimension C1, up to 1100 mm min. 200 mm - from 1100 mm min. 300 mm
☐	mm	Drain position	Dimension C2, up to 1100 mm min. 200 mm - from 1100 mm min 300 mm

Drain position (please tick)

☐	Item	Horizontal drain	Seal water height 50 mm	Art. No. SA 32102
☐	Item	Horizontal drain	Seal water height 30 mm	Art. No. SA 32104
☐	Item	Vertical drain	Seal water height 50 mm	Art. No. SA 32100

Base element (please tick)

☐	Set	2-section (20/55 mm)	
☐	Set	3-section (20/30/40 mm)	
☐	Item	Single-section, please specify height	☐ mm

The height of the element is based on the size and position of the drain.

Base elements

- Base elements to adjust to screed height
- for walk-in rigid foam PLAN elements to be tiled in
- Recommended with horizontal drain,
  all-purpose for drains with 30 mm and 50 mm seal water height
- Available in various thicknesses

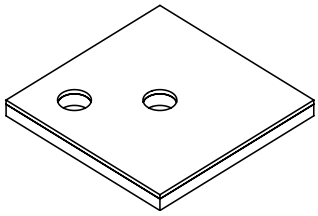

All dimensions in mm

Length	Width	Height	Design	Drain position	Article number
square/rectangular					
800	800	20/55	Set of 2	200/200//400/400	SA 32210
800	800	20/30/40	Set of 3	200/200//400/400	SA 32225
900	900	20/55	Set of 2	200/200//450/450	SA 32212
900	900	20/30/40	Set of 3	200/200//450/450	SA 32226
1000	800	20/55	Set of 2	500/400	SA 32280
1000	800	20/30/40	Set of 3	500/400	SA 32281
1000	900	20/55	Set of 2	500/450	SA 32282
1000	900	20/30/40	Set of 3	500/450	SA 32283
1000	1000	20/55	Set of 2	200/200//500/500	SA 32214
1000	1000	20/30/40	Set of 3	200/200//500/500	SA 32228
1100	1100	20/55	Set of 2	300/300//550/550	SA 32216
1100	1100	20/30/40	Set of 3	300/300//550/550	SA 32229
1200	800	20/55	Set of 2	600/400	SA 32284
1200	800	20/30/40	Set of 3	600/400	SA 32285
1200	900	20/55	Set of 2	600/450	SA 32286
1200	900	20/30/40	Set of 3	600/450	SA 32287
1200	1200	20/55	Set of 2	300/300//600/600	SA 32218
1200	1200	20/30/40	Set of 3	300/300//600/600	SA 32230
1300	1300	20/55	Set of 2	300/300//650/650	SA 32220
1300	1300	20/30/40	Set of 3	300/300//650/650	SA 32231
1400	800	20/55	Set of 2	700/400	SA 32288
1400	900	20/55	Set of 2	700/450	SA 32290
1400	1400	20/55	Set of 2	300/300//700/700	SA 32222
1400	1400	20/30/40	Set of 3	300/300//700/700	SA 32233
1500	1500	20/55	Set of 2	300/300//750/750	SA 32224
1500	1500	20/30/40	Set of 3	300/300//750/750	SA 32235
1600	800	20/55	Set of 2	800/400	SA 32292
1600	900	20/55	Set of 2	800/450	SA 32294
1800	900	20/55	Set of 2	450/450//900/450	SA 32296
quadrant					
900	900	20/55	Set of 2	200/200//450/450	SA 32250
900	900	20/30/40	Set of 3	200/200//450/450	SA 32256
1000	1000	20/55	Set of 2	200/200//500/500	SA 32252
1000	1000	20/30/40	Set of 3	200/200//500/500	SA 32258
pentagonal					
900	900	20/55	Set of 2	200/200//450/450	SA 32260
900	900	20/30/40	Set of 3	200/200//450/450	SA 32266
1000	1000	20/55	Set of 2	200/200//500/500	SA 32262
1000	1000	20/30/40	Set of 3	200/200//500/500	SA 32268

Made-to-measure base elements

All dimensions in mm

Base dimension	Height	Design	Drain position (can be selected)	Article number
up to 0.8 m²	up to 80	single-section	min. 200/200	SA 32802
	up to 160	single-section	min. 200/200	SA 32832
	90	Set of 3 (20/30/40 mm)	min. 200/200	SA 32902
up to 1.0 m²	up to 80	single-section	min. 200/200	SA 32804
	up to 160	single-section	min. 200/200	SA 32834
	90	Set of 3 (20/30/40 mm)	min. 200/200	SA 32904
up to 1.2 m²	up to 80	single-section	min. 300/300	SA 32806
	up to 160	single-section	min. 300/300	SA 32836
	90	Set of 3 (20/30/40 mm)	min. 300/300	SA 32906
up to 1.4 m²	up to 80	single-section	min. 300/300	SA 32808
	up to 160	single-section	min. 300/300	SA 32838
	90	Set of 3 (20/30/40 mm)	min. 300/300	SA 32908
up to 1.7 m²	up to 80	single-section	min. 300/300	SA 32810
	up to 160	single-section	min. 300/300	SA 32840
	90	Set of 3 (20/30/40 mm)	min. 300/300	SA 32910
up to 2.0 m²	up to 80	single-section	min. 300/300	SA 32812
	up to 160	single-section	min. 300/300	SA 32842
	90	Set of 3 (20/30/40 mm)	min. 300/300	SA 32912
up to 2.3 m²	up to 80	single-section	min. 300/300	SA 32814
	up to 160	single-section	min. 300/300	SA 32844
	90	Set of 3 (20/30/40 mm)	min. 300/300	SA 32914
up to 2.6 m²	up to 80	single-section	min. 300/300	SA 32816
	up to 160	single-section	min. 300/300	SA 32846
	90	Set of 3 (20/30/40 mm)	min. 300/300	SA 32916
up to 2.9 m²	up to 80	single-section	min. 300/300	SA 32818
	up to 160	single-section	min. 300/300	SA 32848
	90	Set of 3 (20/30/40 mm)	min. 300/300	SA 32918
up to 3.3 m²	up to 80	single-section	min. 300/300	SA 32820
	up to 160	single-section	min. 300/300	SA 32850
	90	Set of 3 (20/30/40 mm)	min. 300/300	SA 32920
up to 3.6 m²	up to 80	single-section	min. 300/300	SA 32822
	up to 160	single-section	min. 300/300	SA 32852
	90	Set of 3 (20/30/40 mm)	min. 300/300	SA 32922
up to 4.0 m²	up to 80	single-section	min. 300/300	SA 32824
	up to 160	single-section	min. 300/300	SA 32854
	90	Set of 3 (20/30/40 mm)	min. 300/300	SA 32924

Floor drains and accessories

Article number

Floor drains

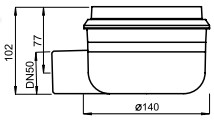

Floor drain DN 50 horizontal SA 32102
Plastic in accordance with DIN EN 1253
Drainage capacity 66 l/min, with stench trap, seal water height 50 mm
Plastic attachment frame 100 x 100 x 8.5 mm, can be rotated
Includes standard stainless steel grate 95 x 95 mm

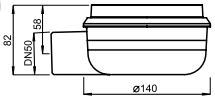

Floor drain DN 50 horizontal SA 32104
Plastic
Drainage capacity 60 l/min, with stench trap, seal water height 30 mm
Plastic attachment frame 100 x 100 x 8.5 mm, can be rotated
Includes standard stainless steel grate 95 x 95 mm

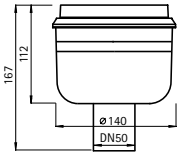

Floor drain DN 50 vertical SA 32100
Plastic in accordance with DIN EN 1253
Drainage capacity 60 l/min, with stench trap, seal water height 50 mm
Plastic attachment frame 100 x 100 x 8.5 mm, can be rotated
Includes standard stainless steel grate 95 x 95 mm
Core drill hole Ø 180 mm

Standard stainless steel grate included with floor drain

Designer stainless steel grate for plastic attachment frame, optional

Quadrato designer grate SA 32110
95 x 95 mm
fits plastic attachment frame 100 x 100 x 8.5 mm for above drains

Height adjustment, optional

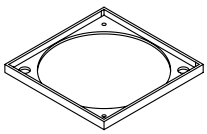

Plastic frame 100 x 100 x 7 mm SA 32120
for height adjustment in 7 mm increments

Technical information

Download PDF
Installation instructions
EBA40040
EBA40041

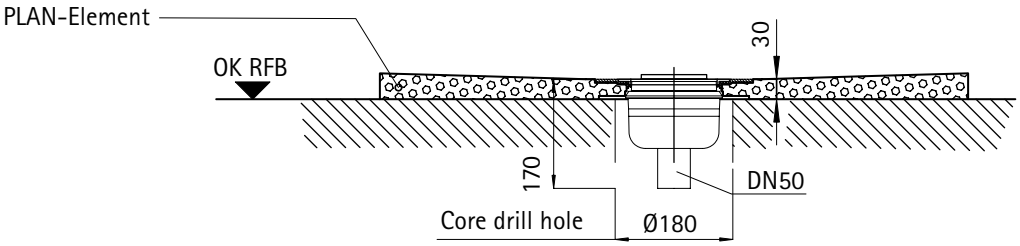

Installation
Floor drain vertical
SA 32100

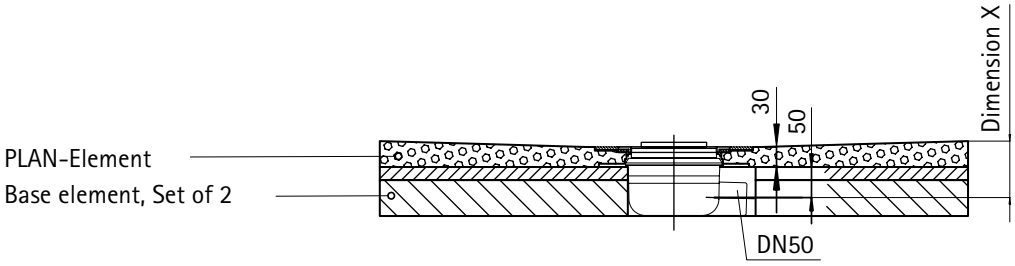

Installation
Floor drain horizontal
Seal water height 50 mm
SA 32102

Installation of PLAN 900 x 900 with ACO horizontal floor drain, seal water height 50 mm (SA 32102)		
Screed height	130 mm	160 mm
Height of MULTISTAR® PLAN (SA 32012)	-40 mm	-40 mm
Adhesive layers. 3 x 5 mm / 2 x 5 mm	-15 mm	-10 mm
	= 75 mm	= 110 mm
Height of MULTISTAR® PLAN base element	Set of 2 – 20/55 mm (SA 32212)	Made-to-measure up to 1 m² (SA 32834)

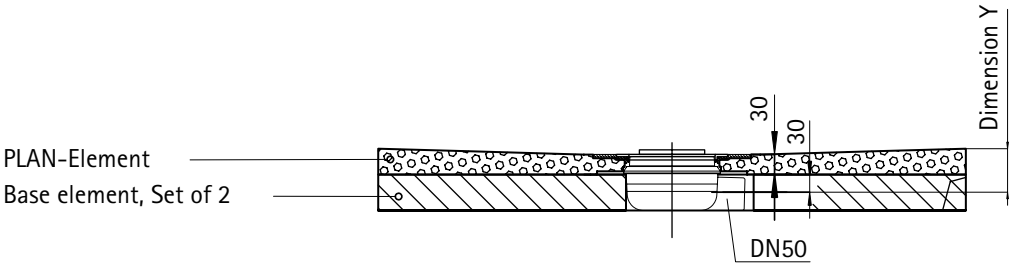

Installation
Floor drain horizontal
Seal water height 30 mm
SA 32104

Installation of PLAN 900 x 900 with ACO horizontal floor drain, seal water height 30 mm (SA 32104)		
Screed height	105 mm	120 mm
Height of MULTISTAR® PLAN (SA 32012)	-40 mm	-40 mm
Adhesive layers 2 x 5 mm	-10 mm	-10 mm
	= 55 mm	= 70 mm
Height of MULTISTAR® PLAN base element	Set of 2 – 20/55 mm (SA 32212)	Made-to-measure up to 1 m² (SA 32804)

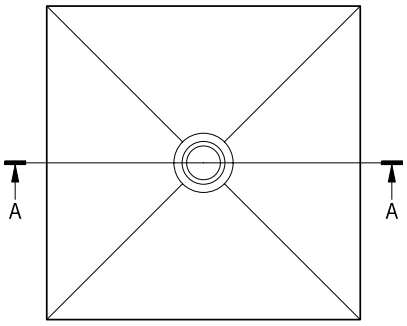

Edge height PLAN element in mm	Dimension X in mm (without adhesive) Drain SA 32102 Seal water height 50 mm	Dimension Y in mm (without adhesive) Drain SA 32104 Seal water height 30 mm
35	85	65
40	90	70
45	95	75
50	100	80
60	110	90

Subject to technical modifications! Date 10/2013 sketches not to scale

Installation accessories and seals

		Article number
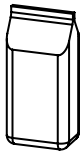	**Flexible tile adhesive*** in 5 kg pack for bonding elements to the unfinished floor or to the base element Use approx. 1.95 kg/m² with 6 mm toothed comb	SH 32310
	Mineral-based sealing compound 2 K* in 6 kg tub (no water required) for structural sealing and composite sealing under tiles and panels Water exposure class W2-I Consumption approx. 2.5 kg/m²	SH 32313N
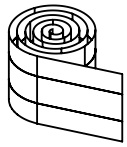	**Sealing tape, 5 m**	SH 32315
	Sealing tape, 2 x 5 m	SH 32316
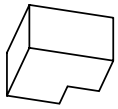	**Inside corner**	SH 32320
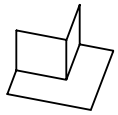	**Outside corner**	SH 32322
	**MULTISTAR® SiLENCIO sound insulation set** SIL...	see Page 132
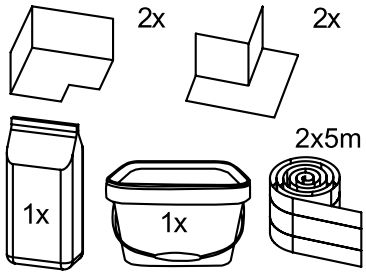	**Maxi accessories set** ■ Flexible tile adhesive*, 5 kg ■ Mineral-based sealing compound*, 6 kg ■ Sealing tape, 2 x 5 m ■ Inside corner, 2 no. ■ Outside corner, 2 no.	SH 32300N
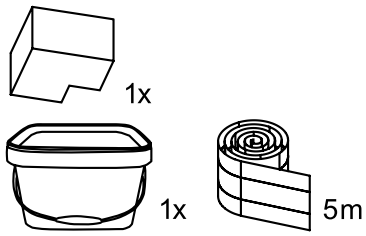	**Mini accessories set** ■ Mineral-based sealing compound*, 6 kg ■ Sealing tape, 5 m ■ Inside corner, 1 no.	SH 32304N

* Important! Please note the best before date (separate information on the pack)
Installation accessories and seals are generally excluded from returns.

MULTISTAR® PLAN for ACO floor drains

Ordering support

Ordering aid according to installation situation		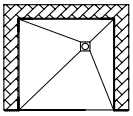	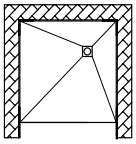	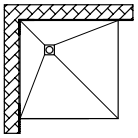	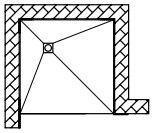	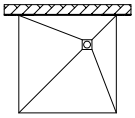
	Article number	Quantity	Quantity	Quantity	Quantity	Quantity
Inside corner	SH 32320	2	2	1	2	0
Outside corner	SH 32322	2	0	0	1	0
Sealing tape, 2 x 5 m	SH 32316	1	1	1	1	1
Mineral-based sealing compound*, 6 kg	SH 32313N	1	1	1	1	1
Flexible tile adhesive* 5 kg pack	SH 32310	1	1	1	1	1

* Important! Please note the best before date (separate information on the pack)
Installation accessories and seals are generally excluded from returns.

MULTISTAR® PLAN for DALLMER floor drain

MULTISTAR® PLAN for DALLMER floor drain - point drainage

PLAN elements	Page 49
PLAN made-to-measure elements	Page 52
Base elements	Page 54
Made-to-measure base elements	Page 55
Floor drains and accessories	Page 56
Technical information	Page 57
Installation accessories and seals	Page 58
Ordering support	Page 59
MULTISTAR® PLAN LEVEL18 for timber beamed ceilings and shallow screed depths	Page 60
MULTISTAR® FLAT for shallow screed depths	Page 62
MULTISTAR® SiLENCIO sound insulation	Page 132
MULTISTAR® pedestals and system walls	Page 145

PLAN elements

- Rigid foam PLAN element with integral gradient ≥ 2 %
- For point drainage for Dallmer drains, choice of drains
- factory-sealed as per DIN 18534-1
  Water exposure class W2-I
- Walk-in, can be tiled
- Suitable for wheelchairs, tile size with wheelchair use ≥ 50 x 50 mm
- Can be shortened on all sides taking into account the geometry of the elements
- Sealed attachment frame
- Shallow depth, depending on drain used
- Different drain positions, good drainage capacity

Central drain position

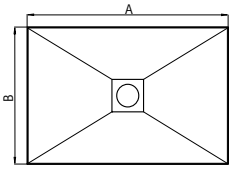

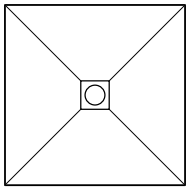

All dimensions in mm				Minimum installation height (without adhesive)		
Length (A)	Width (B)	Height	Position of drain	Horizontal drain SH 32102	Vertical drain SH 32100	Article number
800	800	40	central	120	40	SH 32010
900	750	40	central	120	40	SH 32130
900	800	40	central	120	40	SH 32132
900	900	40	central	120	40	SH 32012
1000	800	45	central	125	45	SH 32080
1000	900	45	central	125	45	SH 32082
1000	1000	45	central	125	45	SH 32014
1100	800	45	central	125	45	SH 32134
1100	900	45	central	125	45	SH 32136
1100	1000	45	central	125	45	SH 32138
1100	1100	45	central	125	45	SH 32016
1200	800	45	central	125	45	SH 32084
1200	900	45	central	125	45	SH 32086
1200	1000	45	central	125	45	SH 32140
1200	1100	45	central	125	45	SH 32142
1200	1200	45	central	125	45	SH 32018
1300	900	50	central	130	50	SH 32144
1300	1000	50	central	130	50	SH 32146
1300	1100	50	central	130	50	SH 32148
1300	1300	50	central	130	50	SH 32020
1400	800	50	central	130	50	SH 32088
1400	900	50	central	130	50	SH 32090
1400	1000	50	central	130	50	SH 32150
1400	1100	50	central	130	50	SH 32152
1400	1200	50	central	130	50	SH 32154
1400	1300	50	central	130	50	SH 32156
1400	1400	50	central	130	50	SH 32022
1500	900	50	central	130	50	SH 32158
1500	1000	50	central	130	50	SH 32160
1500	1100	50	central	130	50	SH 32162
1500	1200	50	central	130	50	SH 32164
1500	1300	50	central	130	50	SH 32166
1500	1500	50	central	130	50	SH 32024
1600	800	50	central	130	50	SH 32092
1600	900	50	central	130	50	SH 32094
1600	1000	50	central	130	50	SH 32168
1600	1200	50	central	130	50	SH 32170

More dimensions on next page

All dimensions in mm				Minimum installation height (without adhesive)		
Length (A)	Width (B)	Height	Position of drain	Horizontal drain SH 32102	Vertical drain SH 32100	Article number
1700	700	50	central	130	50	SH 32172
1700	750	50	central	130	50	SH 32174
1700	800	50	central	130	50	SH 32176
1700	900	50	central	130	50	SH 32186
1700	1000	50	central	130	50	SH 32188
1800	700	50	central	130	50	SH 32190
1800	800	50	central	130	50	SH 32178
1800	900	50	central	130	50	SH 32096
1800	1000	50	central	130	50	SH 32180
2000	1000	60	central	140	60	SH 32182
2000	1200	60	central	140	60	SH 32184

Off-centre drain position

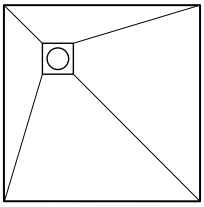

All dimensions in mm				Minimum installation height (without adhesive)		
Length	Width	Height	Position of drain	Horizontal drain SH 32102	Vertical drain SH 32100	Article number
800	800	45	200/200	125	45	SH 32011
900	900	50	200/200	130	50	SH 32013
1000	1000	50	200/200	130	50	SH 32015
1100	1100	60	300/300	140	60	SH 32017
1200	1200	60	300/300	140	60	SH 32019
1300	1300	60	300/300	140	60	SH 32021
1400	1400	60	300/300	140	60	SH 32023
1500	1500	60	300/300	140	60	SH 32025
1800	900	60	450/450	140	60	SH 32027

PLAN elements for Roth LAGUNA MAXI WAVE HK4 shower enclosure

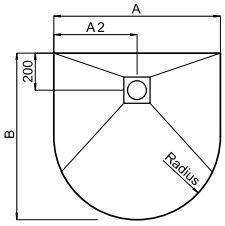

All dimensions in mm					Minimum installation height (without adhesive)		
Length (A)	Width (B)	Height	Model (Mat. no. 11200000066)	Position of drain (A2/200)	Horizontal drain SH 32102	Vertical drain SH 32100	Article number
900	783	45	Model MW810	450/200	125	45	SH 32066
1000	800	45	Model MW812	500/200	125	45	SH 32068
1000	850	45	Model MW804	500/200	125	45	SH 32060
1030	825	45	Model MW806	515/200	125	45	SH 32062
1104	882	45	Model MW808	552/200	125	45	SH 32064

Quadrant central drain position

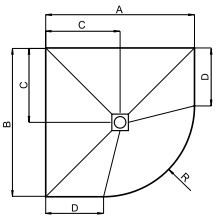

All dimensions in mm						Minimum installation height (without adhesive)		
Length (A)	Width (B)	Height	Dimension (D)	Radius (R)	Position of drain (C)	Horizontal drain SH 32102	Vertical drain SH 32100	Article number
900	900	40	350	550	450/450	120	40	SH 32046
1000	1000	45	450	550	500/500	125	45	SH 32048

Quadrant off-centre drain position

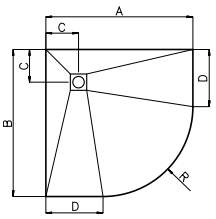

900	900	45	350	550	200/200	125	45	SH 32050
1000	1000	50	450	550	200/200	130	50	SH 32052

Pentagonal central drain position

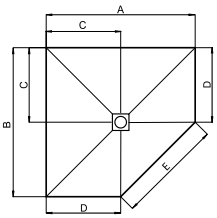

All dimensions in mm						Minimum installation height (without adhesive)		
Length (A)	Width (B)	Height	Dimension (D)	Entry (E)	Position of drain (C)	Horizontal drain SH 32102	Vertical drain SH 32100	Article number
900	900	40	450	635	450/450	120	40	SH 32076
1000	1000	45	550	635	500/500	125	45	SH 32078

Pentagonal off-centre drain position

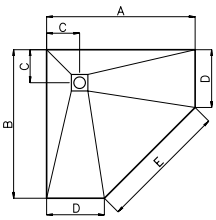

900	900	45	450	635	200/200	125	45	SH 32070
1000	1000	50	550	635	200/200	130	50	SH 32072

PLAN made-to-measure elements

Base dimension	Drain position in mm (can be selected)	Article number
up to 0.8 m²	min. 200/200	SH 32762
up to 0.9 m²	min. 200/200	SH 32640
up to 1.0 m²	min. 200/200	SH 32764
up to 1.1 m²	min. 200/200	SH 32642
up to 1.2 m²	min. 300/300	SH 32766
up to 1.3 m²	min. 300/300	SH 32644
up to 1.4 m²	min. 300/300	SH 32768
up to 1.5 m²	min. 300/300	SH 32646
up to 1.6 m²	min. 300/300	SH 32658
up to 1.7 m²	min. 300/300	SH 32770
up to 1.8 m²	min. 300/300	SH 32660
up to 1.9 m²	min. 300/300	SH 32662
up to 2.0 m²	min. 300/300	SH 32772
up to 2.1 m²	min. 300/300	SH 32664
up to 2.2 m²	min. 300/300	SH 32666
up to 2.3 m²	min. 300/300	SH 32774
up to 2.4 m²	min. 300/300	SH 32668
up to 2.5 m²	min. 300/300	SH 32670
up to 2.6 m²	min. 300/300	SH 32776
up to 2.7 m²	min. 300/300	SH 32672
up to 2.8 m²	min. 300/300	SH 32674
up to 2.9 m²	min. 300/300	SH 32778
up to 3.0 m²	min. 300/300	SH 32676
up to 3.1 m²	min. 300/300	SH 32678
up to 3.2 m²	min. 300/300	SH 32680
up to 3.3 m²	min. 300/300	SH 32780
up to 3.4 m²	min. 300/300	SH 32682
up to 3.5 m²	min. 300/300	SH 32684
up to 3.6 m²	min. 300/300	SH 32782
up to 3.7 m²	min. 300/300	SH 32686
up to 3.8 m²	min. 300/300	SH 32688
up to 3.9 m²	min. 300/300	SH 32690
up to 4.0 m²	min. 300/300	SH 32784

We reserve the right to supply the element in multiple sections for logistics reasons.

PLAN made-to-measure elements

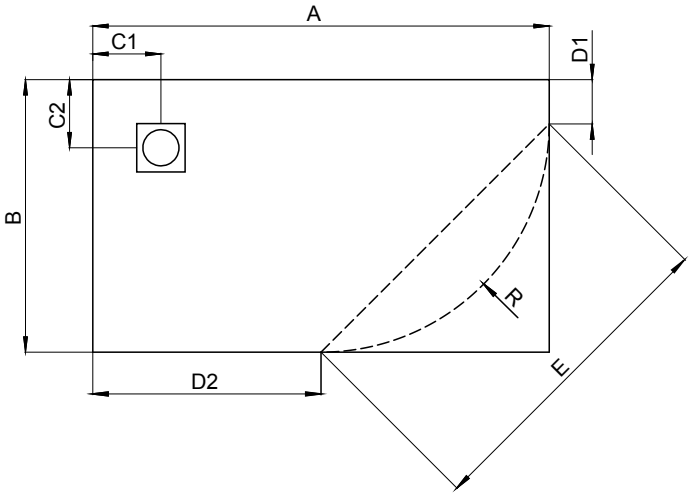

Order form

Fax: 03745 5351

We require the following information for made-to-measure products:

Base area of PLAN element

☐	mm	Length	Dimension A
☐	mm	Width	Dimension B

Leg lengths (required with pentagonal and quadrant-shaped PLAN elements)

☐	mm	Leg length	Dimension D1
☐	mm	Leg length	Dimension D2

Entrance dimension (required with pentagonal PLAN elements)

☐	mm	Width of entrance dimension	Dimension E

Radius (required with quadrant-shaped PLAN elements)

☐	mm	Radius	Dimension R

Drain position

☐	mm	Drain position	Dimension C1, up to 1100 mm min. 200 mm - from 1100 mm min. 300 mm
☐	mm	Drain position	Dimension C2, up to 1100 mm min. 200 mm - from 1100 mm min. 300 mm

Drain position (please tick)

☐	Item	Horizontal drain	Seal water height 50 mm	Article number SH 32102
☐	Item	Vertical drain	Seal water height 50 mm	Article number SH 32100

Base element (please tick)

☐	Item	Single-section (80 mm)	
☐	Set	3-section (20/30/40 mm)	
☐	mm	Single-section, please specify height	☐ mm

The height of the element is based on the size and position of the drain.

Base elements

- Base elements to adjust to base surface on site
- For walk-in rigid foam PLAN elements to be tiled in
- Recommended with horizontal drain
- Available in various thicknesses

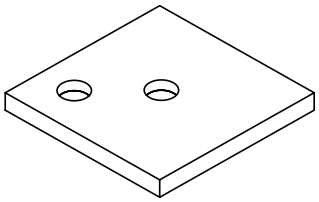

All dimensions in mm

Length	Width	Height	Design	Drain position	Article number
square/rectangular					
800	800	80	single-section	200/200//400/400	SH 32210
800	800	20/30/40	Set of 3	200/200//400/400	SH 32225
900	900	80	single-section	200/200//450/450	SH 32212
900	900	20/30/40	Set of 3	200/200//450/450	SH 32226
1000	800	80	single-section	500/400	SH 32280
1000	800	20/30/40	Set of 3	500/400	SH 32281
1000	900	80	single-section	500/450	SH 32282
1000	900	20/30/40	Set of 3	500/450	SH 32283
1000	1000	80	single-section	200/200//500/500	SH 32214
1000	1000	20/30/40	Set of 3	200/200//500/500	SH 32228
1100	1100	80	single-section	300/300//550/550	SH 32216
1100	1100	20/30/40	Set of 3	300/300//550/550	SH 32229
1200	800	80	single-section	600/400	SH 32284
1200	800	20/30/40	Set of 3	600/400	SH 32285
1200	900	80	single-section	600/450	SH 32286
1200	900	20/30/40	Set of 3	600/450	SH 32287
1200	1200	80	single-section	300/300//600/600	SH 32218
1200	1200	20/30/40	Set of 3	300/300//600/600	SH 32230
1300	1300	80	single-section	300/300//650/650	SH 32220
1300	1300	20/30/40	Set of 3	300/300//650/650	SH 32231
1400	800	80	single-section	700/400	SH 32288
1400	900	80	single-section	700/450	SH 32290
1400	1400	80	single-section	300/300//700/700	SH 32222
1400	1400	20/30/40	Set of 3	300/300//700/700	SH 32233
1500	1500	80	single-section	300/300//750/750	SH 32224
1500	1500	20/30/40	Set of 3	300/300//750/750	SH 32235
1600	800	80	single-section	800/400	SH 32292
1600	900	80	single-section	800/450	SH 32294
1800	900	80	single-section	450/450//900/450	SH 32296
quadrant					
900	900	80	single-section	200/200//450/450	SH 32250
900	900	20/30/40	Set of 3	200/200//450/450	SH 32256
1000	1000	80	single-section	200/200//500/500	SH 32252
1000	1000	20/30/40	Set of 3	200/200//500/500	SH 32258
pentagonal					
900	900	80	single-section	200/200//450/450	SH 32260
900	900	20/30/40	Set of 3	200/200//450/450	SH 32266
1000	1000	80	single-section	200/200//500/500	SH 32262
1000	1000	20/30/40	Set of 3	200/200//500/500	SH 32268

Made-to-measure base elements

All dimensions in mm

Base dimension	Height	Design	Drain position (can be selected)	Article number
up to 0.8 m²	up to 80	single-section	min. 200/200	SH 32802
	up to 160	single-section	min. 200/200	SH 32832
	90	Set of 3 (20/30/40 mm)	min. 200/200	SH 32902
up to 1.0 m²	up to 80	single-section	min. 200/200	SH 32804
	up to 160	single-section	min. 200/200	SH 32834
	90	Set of 3 (20/30/40 mm)	min. 200/200	SH 32904
up to 1.2 m²	up to 80	single-section	min. 300/300	SH 32806
	up to 160	single-section	min. 300/300	SH 32836
	90	Set of 3 (20/30/40 mm)	min. 300/300	SH 32906
up to 1.4 m²	up to 80	single-section	min. 300/300	SH 32808
	up to 160	single-section	min. 300/300	SH 32838
	90	Set of 3 (20/30/40 mm)	min. 300/300	SH 32908
up to 1.7 m²	up to 80	single-section	min. 300/300	SH 32810
	up to 160	single-section	min. 300/300	SH 32840
	90	Set of 3 (20/30/40 mm)	min. 300/300	SH 32910
up to 2.0 m²	up to 80	single-section	min. 300/300	SH 32812
	up to 160	single-section	min. 300/300	SH 32842
	90	Set of 3 (20/30/40 mm)	min. 300/300	SH 32912
up to 2.3 m²	up to 80	single-section	min. 300/300	SH 32814
	up to 160	single-section	min. 300/300	SH 32844
	90	Set of 3 (20/30/40 mm)	min. 300/300	SH 32914
up to 2.6 m²	up to 80	single-section	min. 300/300	SH 32816
	up to 160	single-section	min. 300/300	SH 32846
	90	Set of 3 (20/30/40 mm)	min. 300/300	SH 32916
up to 2.9 m²	up to 80	single-section	min. 300/300	SH 32818
	up to 160	single-section	min. 300/300	SH 32848
	90	Set of 3 (20/30/40 mm)	min. 300/300	SH 32918
up to 3.3 m²	up to 80	single-section	min. 300/300	SH 32820
	up to 160	single-section	min. 300/300	SH 32850
	90	Set of 3 (20/30/40 mm)	min. 300/300	SH 32920
up to 3.6 m²	up to 80	single-section	min. 300/300	SH 32822
	up to 160	single-section	min. 300/300	SH 32852
	90	Set of 3 (20/30/40 mm)	min. 300/300	SH 32922
up to 4.0 m²	up to 80	single-section	min. 300/300	SH 32824
	up to 160	single-section	min. 300/300	SH 32854
	90	Set of 3 (20/30/40 mm)	min. 300/300	SH 32924

Floor drains and accessories

Article number

Floor drains

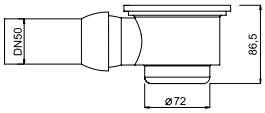

Floor drain DN 50 horizontal (KE 48) SH 32102
with stench trap, seal water height 50 mm
Plastic frame 143 x 143 x 8.5 mm, rigid
Includes standard stainless steel grate 138 x 138 mm
Drainage capacity 42 l/min in accordance with DIN 274

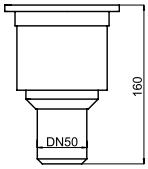

Floor drain DN 50 vertical (KE 49) SH 32100
with stench trap, seal water height 50 mm
Plastic frame 143 x 143 x 8.5 mm, rigid
Includes standard stainless steel grate 138 x 138 mm
Drainage capacity 60 l/min in accordance with DIN 274
Core drill hole Ø 100 mm

Stainless steel grate 138 x 138 mm included

Designer grate, optional

PERCA designer grate SH 32361
Stainless steel grate 138 x 138 mm

Height adjustment for DALLMER FLOOR DRAINS, optional



Plastic attachment frame set SH 32330
142 x 142 x 5 mm
for height adjustment in 5 mm increments
consisting of:
2 no. plastic add-on extensions 5 mm
1 tube adhesive gel, 3 g

Fire protection solution for vertical floor drain, optional

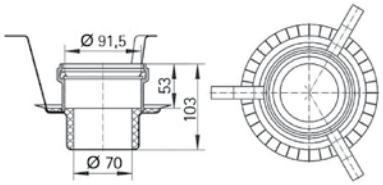

Fire protection rough-in element 3
(please order from Dallmer; Dallmer article number 515032)

DALLMER fire and sound insulation rough-in element 3
for vertical floor drain (SH 32100)
For installation in core drill holes d=140 mm/d=150 mm
and openings in F 30 to F 120 ceilings
Metal rough-in element with filler insert, housing mount,
flexible collar, support brackets, installation protective cover and sound protection sleeve.
Plastic or cast iron DN 50 nominal width pipes connected to drain housing by pipe sleeve
or DALLMER HT/SML pipe connector
In accordance with general approval Z-19.17-1543.

Technical information

Download PDF
Installation instructions
EBA40056

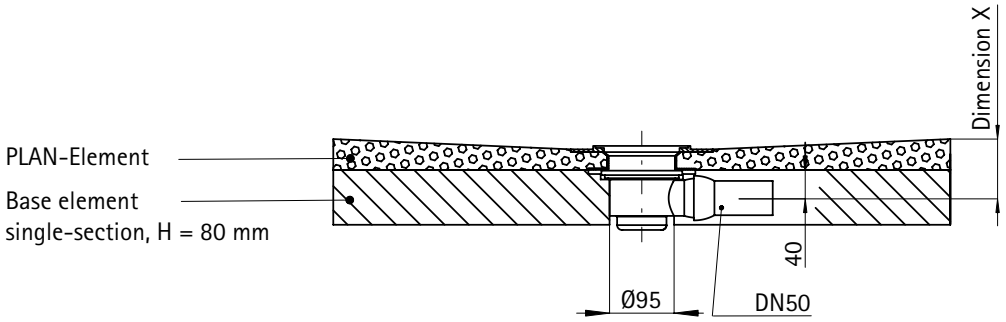

Installation
Floor drain horizontal
SH 32102

Installation of PLAN 900 x 900 with Dallmer horizontal drain		
Screed height	130 mm	160 mm
Height of MULTISTAR® PLAN	-40 mm	-40 mm
Adhesive layers 2 x 5 mm	-10 mm	-10 mm
Height of MULTISTAR® PLAN base element	= 80 mm Base element, single-section (SH 32212)	= 110 mm Made-to-measure up to 1m² (SH 32834)

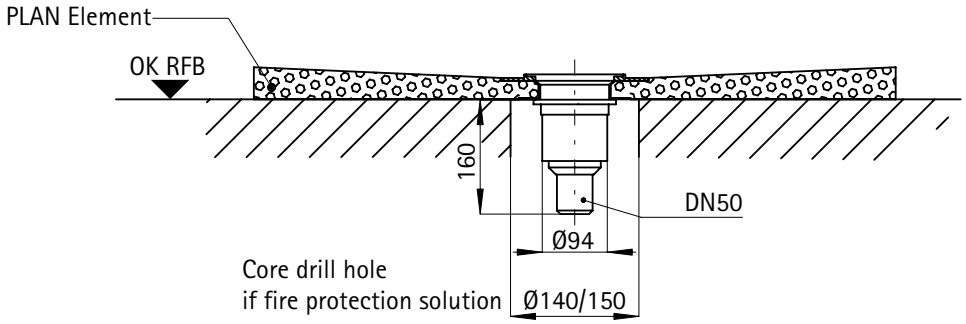

Installation
Floor drain vertical
SH 32100

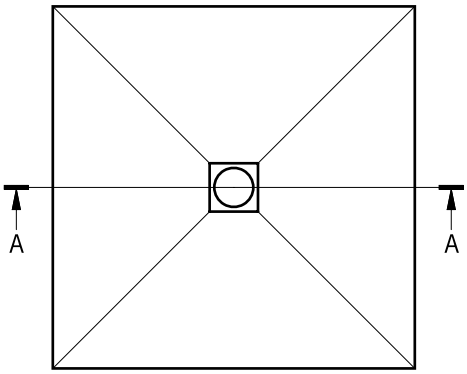

Edge height PLAN element in mm	Dimension X in mm (without adhesive) Drain SH 32102 Seal water height 50 mm
35	75
40	80
45	85
50	90
60	100

Subject to technical modifications! Date 01/2009 Sketches not to scale

Installation accessories and seals

		Article number
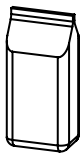	**Flexible tile adhesive*** in 5 kg pack for bonding elements to the unfinished floor or to the base element Use approx. 1.95 kg/m² with 6 mm toothed comb	SH 32310
	Mineral-based sealing compound 2 K* in 6 kg tub (no water required) for structural sealing and composite sealing under tiles and panels Water exposure class W2-I Consumption approx. 2.5 kg/m²	SH 32313N
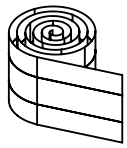	**Sealing tape, 5 m**	SH 32315
	Sealing tape, 2 x 5 m	SH 32316
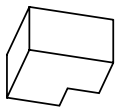	**Inside corner**	SH 32320
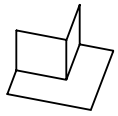	**Outside corner**	SH 32322
	**MULTISTAR® SiLENCIO sound insulation set** SIL...	see Page 132
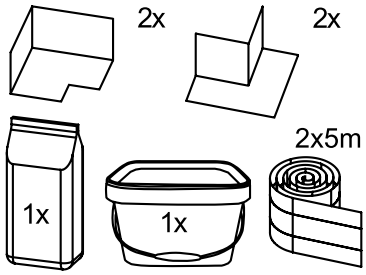	**Maxi accessories set** ■ Flexible tile adhesive*, 5 kg ■ Mineral-based sealing compound*, 6 kg ■ Sealing tape, 2 x 5 m ■ Inside corner, 2 no. ■ Outside corner, 2 no.	SH 32300N
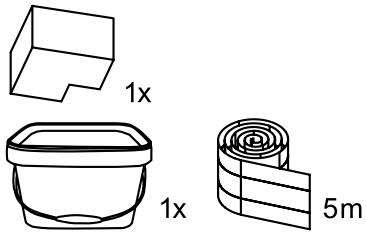	**Mini accessories set** ■ Mineral-based sealing compound*, 6 kg ■ Sealing tape, 5 m ■ Inside corner, 1 no.	SH 32304N

* Important! Please note the best before date (separate information on the pack)
Installation accessories and seals are generally excluded from returns.

Ordering support

Ordering aid according to installation situation		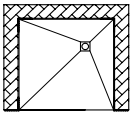	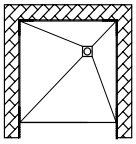	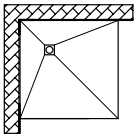	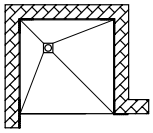	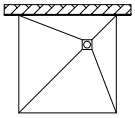
	Article number	Quantity	Quantity	Quantity	Quantity	Quantity
Inside corner	SH 32320	2	2	1	2	0
Outside corner	SH 32322	2	0	0	1	0
Sealing tape, 2 x 5 m	SH 32316	1	1	1	1	1
Mineral-based sealing compound*, 6 kg	SH 32313N	1	1	1	1	1
Flexible tile adhesive* 5 kg pack	SH 32310	1	1	1	1	1

* Important! Please note the best before date (separate information on the pack)
Installation accessories and seals are generally excluded from returns.

MULTISTAR® PLAN LEVEL 18 with Viega drain

System solution for use with timber beamed ceilings and shallow screed heights

- Rigid foam PLAN element for point drainage with Viega drains
- With integral gradient ≥ 2 %
- Walk-in, can be tiled
- Suitable for wheelchairs, tile size with wheelchair use ≥ 50 x 50 mm
- Factory-fitted fleece seal with 70 mm overhang all round as per DIN 18534-1, water exposure class W2-I
- Integral sealing strip, 70 mm on all sides
- Minimal installation height (from 18 mm)
- Sealed-in flange
  Drain can be selected (prices include drain)

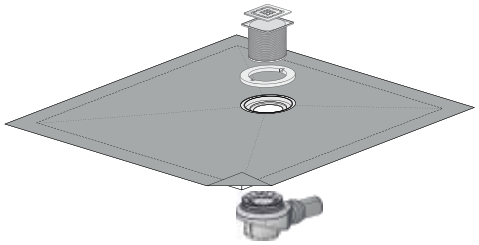

All dimensions in mm					Minimum installation height (without adhesive)				
Length	Width	Height	Position of drain		with drain horizontal SV 32102	with drain horizontal SV 32104	with drain horizontal SV 32106	with drain vertical SV 32100	Article number
900	900	18	450/450	central	117	97	127	18	LEVEL9090M
1000	1000	18	500/500	central	117	97	127	18	LEVEL100100M
1200	800	18	600/400	central	117	97	127	18	LEVEL12080
1200	900	18	600/450	central	117	97	127	18	LEVEL12090
1200	1200	18	600/600	central	117	97	127	18	LEVEL120120M
1400	800	22	700/400	central	121	101	131	22	LEVEL14080
1400	900	22	700/450	central	121	101	131	22	LEVEL14090
1500	1500	22	750/750	central	121	101	131	22	LEVEL150150M
900	900	18	450/325	off-centre	117	97	127	18	LEVEL9090
1000	1000	18	500/375	off-centre	117	97	127	18	LEVEL100100
1200	1200	18	600/475	off-centre	117	97	127	18	LEVEL120120
1500	1500	22	750/625	off-centre	121	101	131	22	LEVEL150150

Made-to-measure

Base area up to 1.45 m²	Variable leg length Drain position can be selected, but min. 300/300 mm Height of element dependent on leg length 18 - 30 mm	LEVEL120120S
Base area up to 2.25 m²		LEVEL150150S

Viega floor drains, of your choice

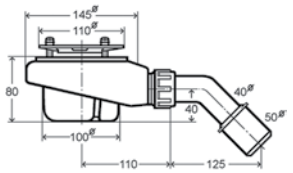

Viega Tempoplex drain kit, DN50 horizontal drain — SV 32102
Drainage capacity 36 l/min in accordance with DIN EN 274
with stench trap, seal water height 50 mm
Stainless steel frame 100 x 100 x 8.5 - 80 mm, can be rotated
Includes stainless steel grate 94 x 94 mm (Order designer grate directly from Viega)

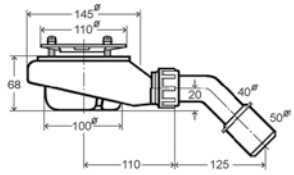

Viega Tempoplex drain kit, DN50 horizontal drain — SV 32104
Drainage capacity 30 l/min
with stench trap, seal water height 30 mm
Stainless steel frame 100 x 100 x 8.5 - 80 mm, can be rotated
Includes stainless steel grate 94 x 94 mm (Order designer grate directly from Viega)

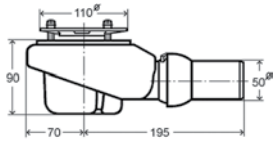

Viega Tempoplex Plus drain kit, DN50 horizontal drain — SV 32106
Drainage capacity 51 l/min in accordance with DIN EN 274,
with stench trap, seal water height 50 mm
Stainless steel frame 100 x 100 x 8.5 - 80 mm, can be rotated
Includes stainless steel grate 94 x 94 mm (Order designer grate directly from Viega)

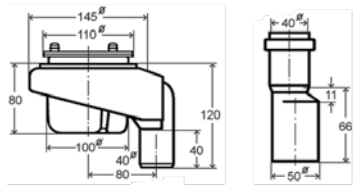

Viega Tempoplex drain kit, DN50 vertical drain — SV 32100
Drainage capacity 36 l/min in accordance with DIN EN 274
with stench trap, seal water height 50 mm, minimum core hole 180 mm
Stainless steel frame 100 x 100 x 8.5 - 80 mm, can be rotated
Includes stainless steel grate 94 x 94 mm (Order designer grate directly from Viega)
Important take into account off-centre drain with core drill hole
or 220 mm core drill hole

Download PDF
Installation instructions
EBA40069

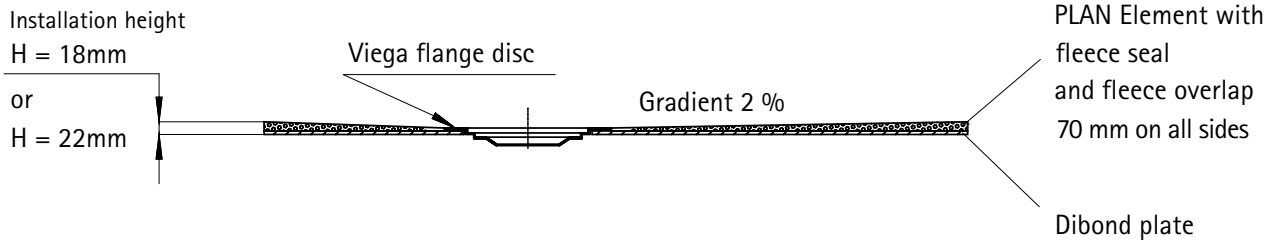

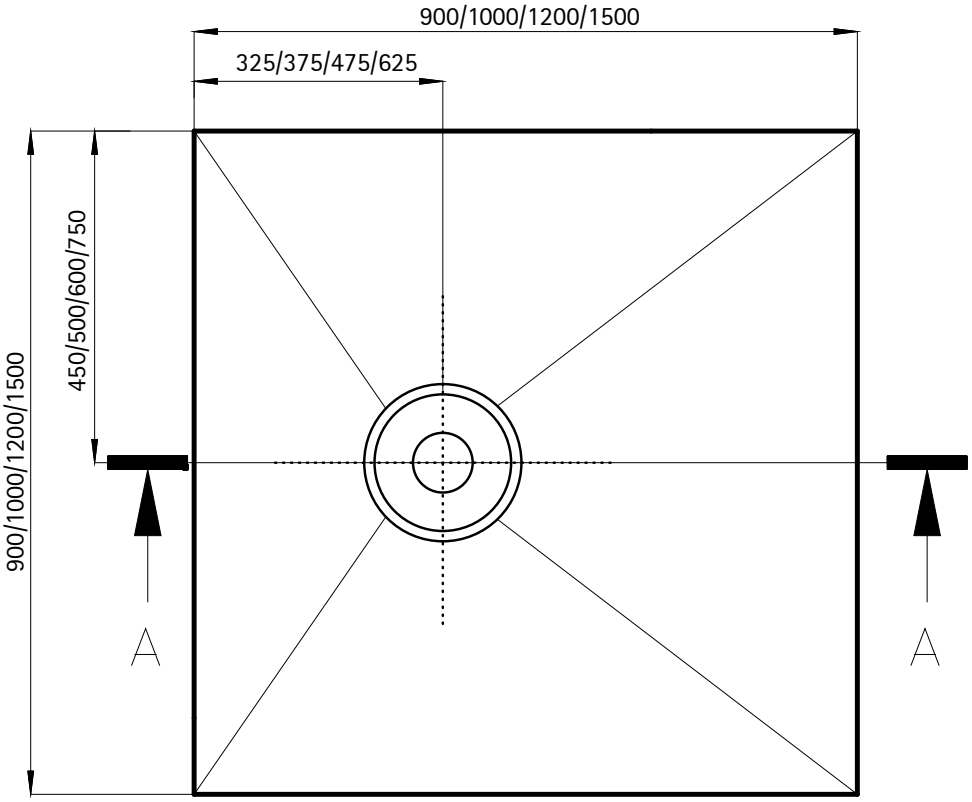

System solution for shallow screed depths

- Specially developed system solution for shallow screed depths
- Rigid foam PLAN element for point drainage with KESSEL drains
- With integral gradient ≥ 2 %
- Flush, wheelchair-compatible
- Integrated DN 40 horizontal floor drain (seal water height 20 mm) with plastic frame 130 x 130 x 8.5 mm, can be rotated 360 degrees including 120 x 120 mm stainless steel grate, drainage capacity 33 l/min
- Factory-fitted fleece seal with 70 mm overhang all round as per DIN 18534-1, water exposure class W2-I
- Can be tiled, tile size with wheelchair use ≥ 50 x 50 mm
- Very shallow installation height, ideal for renovations
- Two-section, proven overlapping design

Important: Sealing strip and inside corners not required, as integrated on the element!

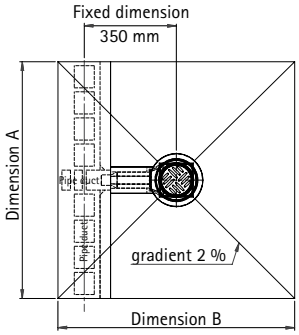

All dimensions in mm			Installation height (without adhesive) with horizontal drain Seal water height 20 mm	
Dimension (A)	Dimension (B)	Drain position		Article number
900	900	central	60	FLAT9090N
900	1000	central	62	FLAT90100N
900	1200	central	65	FLAT90120N
900	1400	central	67	FLAT90140N
1000	900	central	62	FLAT10090N
1000	1000	central	62	FLAT100100N
1200	900	central	65	FLAT12090N
1200	1200	central	65	FLAT120120N
1400	900	central	67	FLAT14090N
1500	1500	central	70	FLAT150150N

Made-to-measure

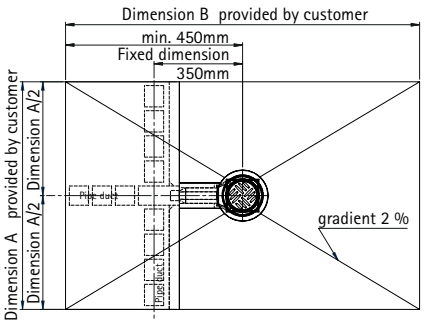

Top view

All dimensions in mm		
Base dimension	Drain position	Article number
up to 1.45 m²	selectable, but min. 450/450	FLAT120120SN
up to 2.25 m²	selectable, but min. 450/450	FLAT150150SN

Technical information

Download PDF
Installation instructions
EBA40017

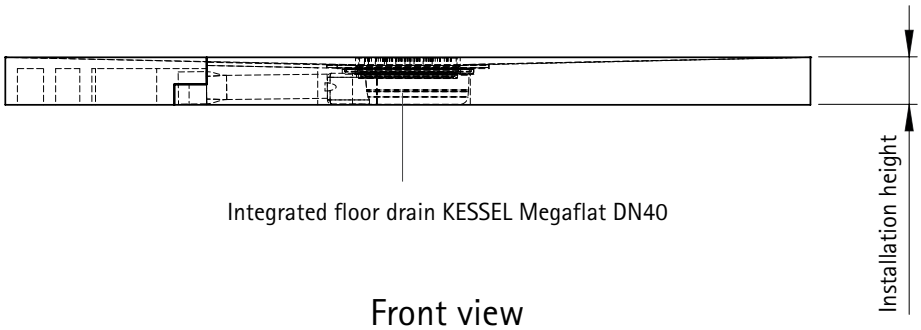

Front view

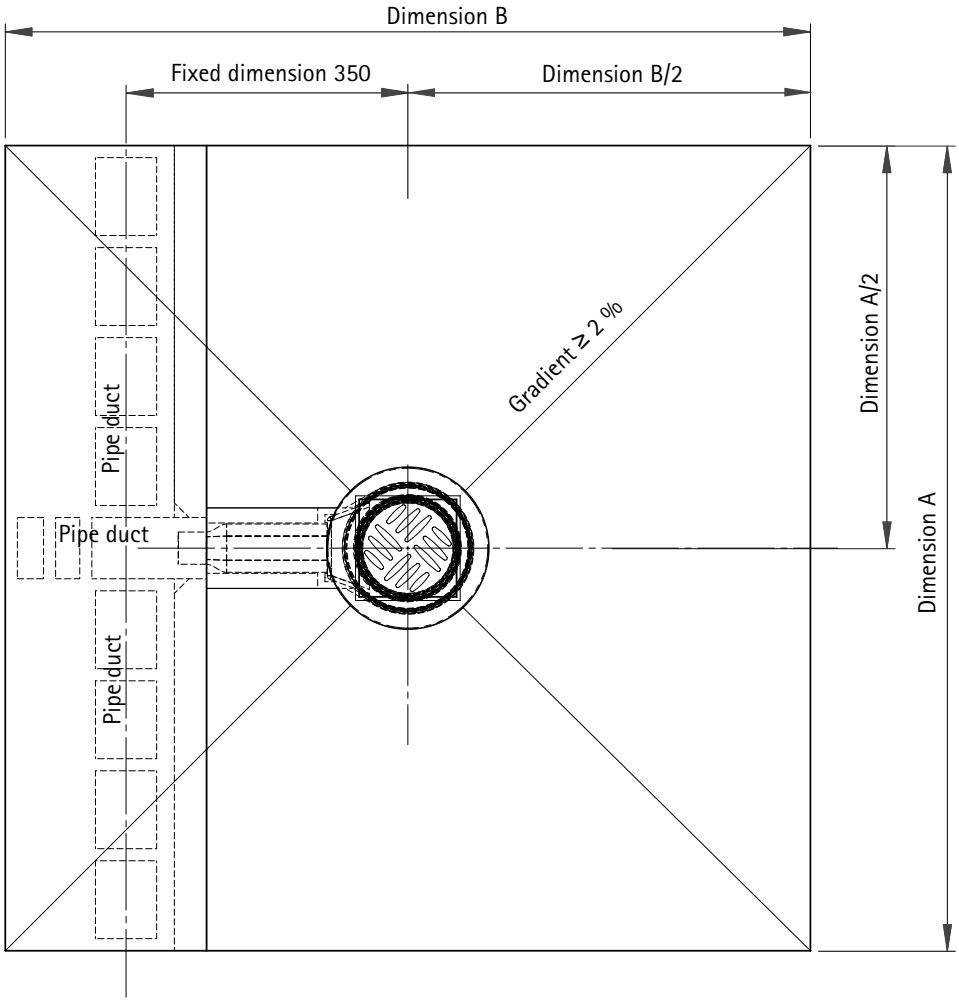

Top view

Subject to technical modifications! Date 08/2015 Sketch not to scale

Overview of MULTISTAR® PLAN/FLAT installation heights

Horizontal drain

Stated dimensions relate to a 900 x 900 mm element size, central drain

for drain system:	KESSEL	KESSEL	ACO	ACO	DALLMER	KESSEL
	MULTISTAR® PLAN for KESSEL drain horizontal Seal water height 50 mm in accordance with DIN EN 1253	MULTISTAR® PLAN for KESSEL drain horizontal Seal water height 27 mm	MULTISTAR® PLAN for ACO drain horizontal Seal water height 50 mm in accordance with DIN EN 1253	MULTISTAR® PLAN for ACO drain horizontal Seal water height 30 mm	MULTISTAR® PLAN for DALLMER drain horizontal Seal water height 50 mm in accordance with DIN 274	MULTISTAR® FLAT N for KESSEL drain horizontal Seal water height 20 mm
Nominal width of drain	DN 50	DN 40	DN 50	DN 50	DN 50	DN 40
Drainage capacity	60 l/min	36 l/min	66 l/min	60 l/min	42 l/min	33 l/min
Standard sizes	yes	yes	yes	yes	yes	yes
Central drain	yes	yes	yes	yes	yes	yes
Off-centre drain	yes	yes	yes	yes	yes	no
Made-to-measure products	yes	yes	yes	yes	yes	yes
Can be shortened on all sides	yes	yes	yes	yes	yes	no
Wheelchair-compatible tile size ≥ 50 x 50 mm	yes	yes	yes	yes	yes	yes
Test certificates	yes	yes	yes	yes	yes	yes
Base element (optional)	yes	yes	yes	yes	yes	no
Surface	mineral-based	mineral-based	mineral-based	mineral-based	mineral-based	Fleece seal
Approx. gradient	2 %	2 %	2 %	2 %	2 %	2 %
Sealing tape needed	yes	yes	yes	yes	yes	no
Rotatable grate frame	yes	yes	yes	yes	no	yes
Grate frame height	8.5 mm	8.5 mm	8.5 mm	8.5 mm	8.5 mm	8.5 mm
Grate frame height adjustment (optional)	yes (SK 32120) 8.5-65 mm	yes (SK 32120) 8.5-65 mm	yes (SA 32120) in 7 mm incre-ments	yes (SA 32120) in 7 mm incre-ments	yes (SH 32330) in 5 mm incre-ments	yes (SK 32120) 8.5-65 mm
Frame size	130 x 130 mm	130 x 130 mm	100 x 100 mm	100 x 100 mm	142 x 142 mm	130 x 130 mm
Grate size	120 x 120 mm	120 x 120 mm	95 x 95 mm	95 x 95 mm	138 x 138 mm	120 x 120 mm
Designer grate	yes	yes	yes	yes	yes	yes
Installation depth (depending on element size!)	95 mm (without adhesive)	80 mm (without adhesive)	115 mm (without adhesive)	95 mm (without adhesive)	120 mm (without adhesive)	60 mm (without adhesive)
Sound protection	*)	*)	*)	*)	*)	

*) Sound insulation in accordance with DIN 4109/VDI 4100 in conjunction with the SiLENCIO sound insulation system
Basement LIn 23 dB(A) measured with structure-borne sound standard in accordance with Sound Technical Report 208187-01.01, SST I, II and III are met with the installation method listed in the report. Sound insulation according to DIN EN ISO 140-8 (Reduction of transmitted impact noise) with the SiLENCIO sound insulation system LW,P =27 dB

**) The same test results can be assumed for products which are not part of the above test report, but have similar product qualities. The accuracy and reliability of the information can only replace measured evidence obtained in an acoustics laboratory to a limited extent.

	Page 17 to Page 33	Page 17 to Page 33	Page 35 to Page 47	Page 35 to Page 47	Page 49 to Page 59	Page 62 to Page 63

Overview of MULTISTAR® PLAN installation heights

Vertical drain

The given dimensions relate to a 900 x 900 mm element size, central drain

for drain system:	KESSEL	ACO	DALLMER
	MULTISTAR® PLAN for KESSEL drain vertical Seal water height 50 mm in accordance with DIN 1253	MULTISTAR® PLAN for ACO drain vertical Seal water height 50 mm in accordance with DIN EN 1253	MULTISTAR® PLAN for DALLMER drain vertical Seal water height 50 mm in accordance with DIN 274
Nominal width of drain	DN 50	DN 50	DN 50
Drainage capacity	88 l/min	60 l/min	60 l/min
Standard sizes	yes	yes	yes
Central drain	yes	yes	yes
Off-centre drain	yes	yes	yes
Made-to-measure products	yes	yes	yes
Can be shortened on all sides	yes	yes	yes
Wheelchair-compatible tile size ≥ 50 x 50 mm	yes	yes	yes
Test certificates	yes	yes	yes
Base element (optional)	yes	yes	yes
Surface	mineral-based	mineral-based	mineral-based
Approx. gradient	2 %	2 %	2 %
Sealing tape needed	yes	yes	yes
Rotatable grate frame	yes	yes	no
Grate frame height	8.5 mm	8.5 mm	8.5 mm
Grate frame height adjustment (optional)	yes (SK 32120) 8.5-65 mm	yes (SA 32120) in 7 mm increments	yes (SH 32330) in 5 mm increments
Frame size	130 x 130 mm	100 x 100 mm	142 x 142 mm
Grate size	120 x 120 mm	95 x 95 mm	138 x 138 mm
Designer grate	yes	yes	yes
Fire protection solution (optional)	Quick- FIT FIRE-KIT	Fire protection sleeve UNIFOX	Fire protection rough-in element 3 Art. no. Dallmer: 515032
Installation depth (depending on element size!)	40 mm (without adhesive)	40 mm (without adhesive)	40 mm (without adhesive)
Sound protection	*)	*)	*)

*) Sound insulation in accordance with DIN 4109/VDI 4100 in conjunction with the SiLENCIO sound insulation system
Basement LIn 23 dB(A) measured with structure-borne sound standard in accordance with Sound Technical Report 208187-01.01, SST I, II and III are met with the installation method listed in the report. Sound insulation according to DIN EN ISO 140-8 (Reduction of transmitted impact noise) with the SiLENCIO sound insulation system LW,P =27 dB

**) The same test results can be assumed for products which are not part of the above test report, but have similar product qualities. The accuracy and reliability of the information can only replace measured evidence obtained in an acoustics laboratory to a limited extent.

	Page 17 to Page 33	Page 35 to Page 47	Page 49 to Page 59

Walk-in shower elements for linear drainage

with surface made of mineral material

for tiling

www.schedel-badinnovation.de

Shower elements with surface made of mineral material

MULTISTAR® LINE^{PLUS} PURE 50, gradient on one side

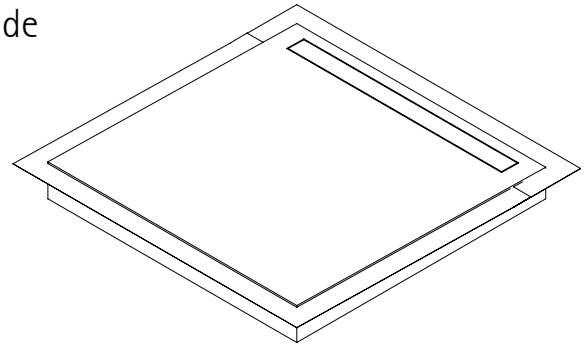

- even to floor level, wheelchair accessible
- Hard foam element with approx. 2 % gradient on one side
- with high-quality, jointless surface made of mineral material, 6 mm for bonding onsite
- Channel cover is also made of mineral material
- Anti-slip surface as per DIN 51097, Group B
- factory-fitted fleece seal with 70 mm overhang all round as per DIN 18534-1, water exposure class W2-I
- including quadroU substructure element 80 mm, installation adhesive, and set of 6 adjustable feet
- integrated, sealed-in channel
- with second drain level (secondary draining)

					Installation height (excluding mineral material/excluding bonding)		Dimensions in mm
Length A Installation Channel	Width B	Dimension C Channel length	Dimension D	Dimension E	Drain horizontal Water trap height 50 mm	Drain vertical Water trap height 50 mm	Article number*
800	1.200	700/660	40	70	125	45	LP80120E50XXX
900	900	800/760	40	70	120	40	LP9090E50XXX
900	1.200	800/760	40	70	125	45	LP90120E50XXX
900	1.400	800/760	40	70	130	50	LP90140E50XXX
1.000	1.000	900/860	40	70	120	40	LP100100E50XXX
1.000	1.200	900/860	40	70	125	45	LP100120E50XXX

Special design

up to 1.00 m²	LP100E50SOXXX
up to 1.20 m²	LP120E50SOXXX
up to 1.45 m²	LP145E50SOXXX
up to 1.80 m²	LP180E50SOXXX
up to 2.25 m²	LP225E50SOXXX

Floor drain

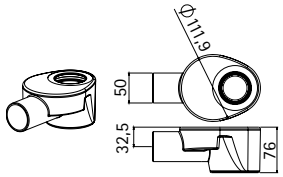

Drain horizontal as per DIN 274
Water trap height 50 mm
Drainage capacity 70 l/min

included in delivery

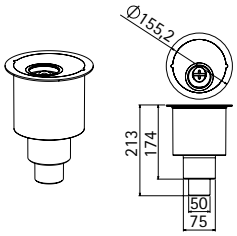

Drain vertical as per DIN 274
Water trap height 50 mm
Drainage capacity 125 l/min
Core drill hole Ø 130 mm

optional
Please specify when ordering!
(horizontal drain not applicable)

Item no.
LINEES

Installation accessories

MULTISTAR® 2K installation foam* (12x 400 ml cartridges in each box)	SH 30070
Installation adhesive* 310 ml cartridge	SH 32350

* Attention! Please comply with the shelf life (separate information on the packaging).
Installation materials are generally excluded from returns.

Download PDF
Installation instructions
EBA40504

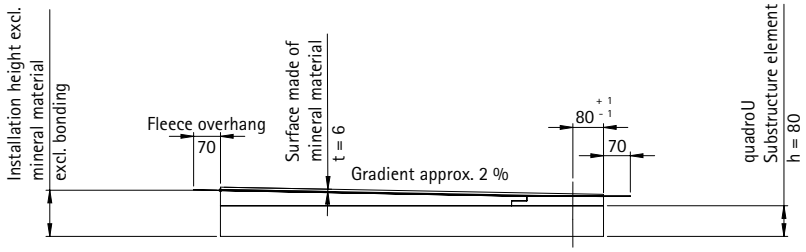

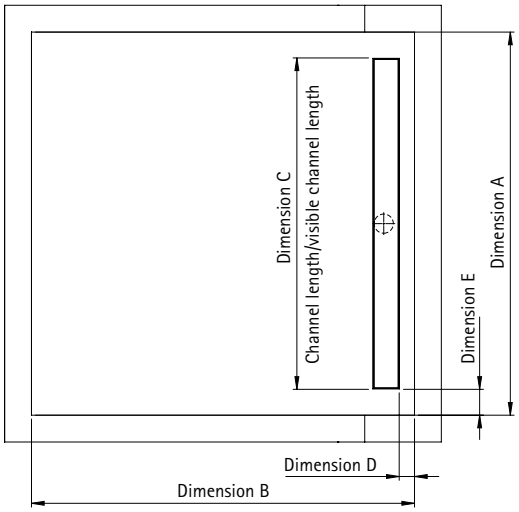

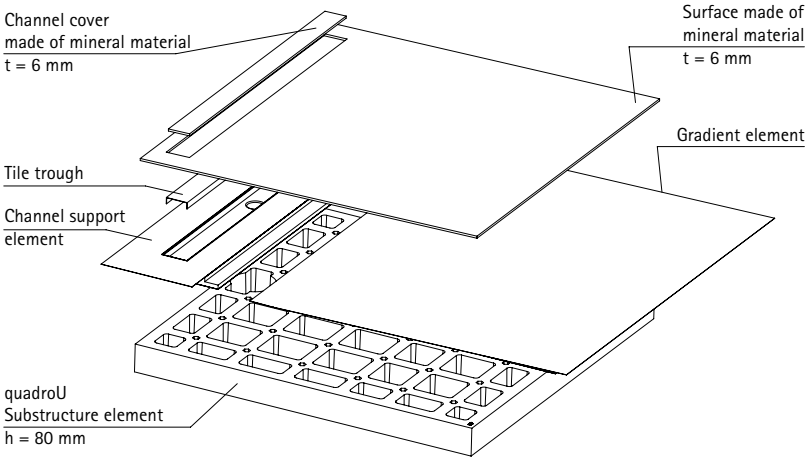

Subject to technical changes Updated 11/2017 Drawings not to scale

*** xxx = Surface** (e.g. LP80120E50**008** = LINE^PLUS PURE DN50 800 x 1200 mm in LIGHT GREY)

BIANCO WHITE = 001	CARAMEL = 003	GRAPHITE = 005	DARK GREY =007
CREAM = 002	DARK BROWN = 004	LIGHT GRAPHITE = 006	LIGHT GREY = 008

MULTISTAR® LINE^{PLUS} PURE 35, gradient on one side

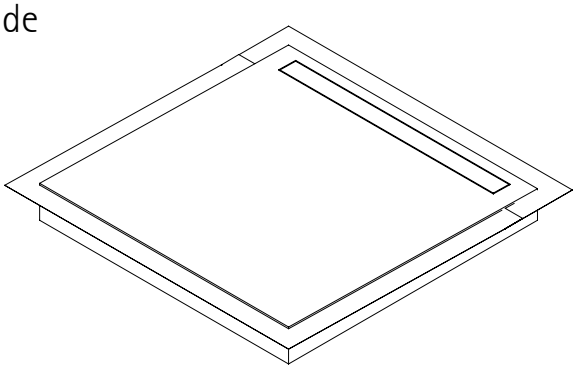

- even to floor level, wheelchair accessible
- Hard foam element with approx. 2 % gradient on one side
- with high-quality, jointless surface made of mineral material, 6 mm for bonding onsite
- Channel cover is also made of mineral material
- Anti-slip surface as per DIN 51097, Group B
- factory-fitted fleece seal with 70 mm overhang all round as per DIN 18534-1, water exposure class W2-I
- including quadroU substructure element 65 mm, installation adhesive, and set of 6 adjustable feet
- integrated, sealed-in channel
- with second drain level (secondary draining)

Dimensions in mm

Length A Installation Channel	Width B	Dimension C Channel length	Dimension D	Dimension E	Installation height (excluding mineral material/excluding bonding) Drain horizontal Water trap height 35 mm	Drain vertical Water trap height 50 mm	Article number*
800	1.200	700/660	40	70	110	45	LP80120E35XXX
900	900	800/760	40	70	105	40	LP9090E35XXX
900	1.200	800/760	40	70	110	45	LP90120E35XXX
900	1.400	800/760	40	70	115	50	LP90140E35XXX
1.000	1.000	900/860	40	70	105	40	LP100100E35XXX
1.000	1.200	900/860	40	70	110	45	LP100120E35XXX

Special design

up to 1.00 m²	LP100E35SOXXX
up to 1.20 m²	LP120E35SOXXX
up to 1.45 m²	LP145E35SOXXX
up to 1.80 m²	LP180E35SOXXX
up to 2.25 m²	LP225E35SOXXX

Floor drain

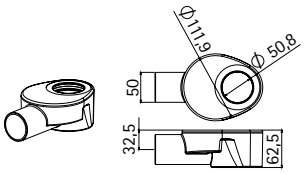

Horizontal drain
Water trap height 35 mm
Drainage capacity 55 l/min

included in delivery

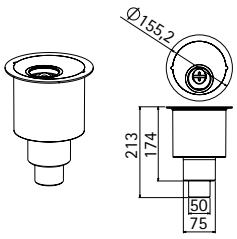

Drain vertical as per DIN 274
Water trap height 50 mm
Drainage capacity 125 l/min
Core drill hole Ø 130 mm

optional
Please specify when ordering.
(horizontal drain not applicable)

Item no.
LINEES

Installation accessories

MULTISTAR® 2 K installation foam* (12x 400 ml cartridges in each box)	SH 30070
Installation adhesive* 310 ml cartridge	SH 32350

* Attention! Please comply with the shelf life (separate information on the packaging).
Installation materials are generally excluded from returns.

Download PDF
Installation instructions
EBA40504

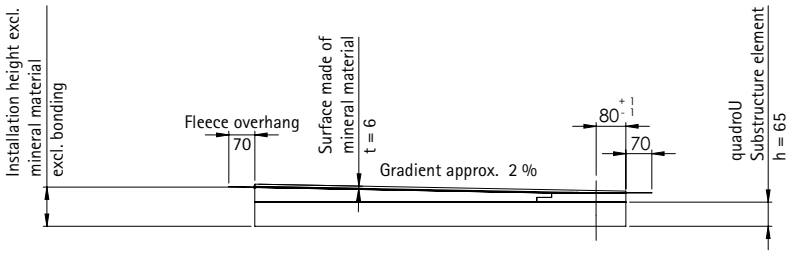

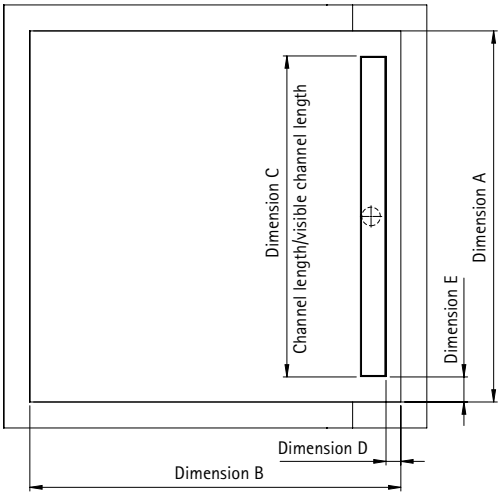

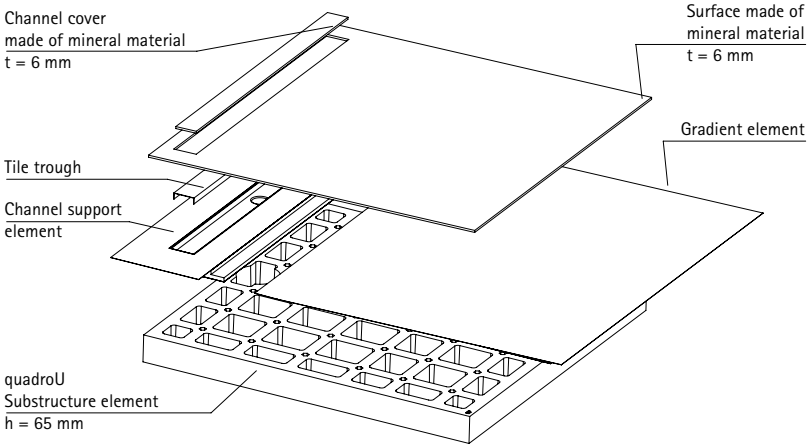

Subject to technical changes Updated 11/2017 Drawings not to scale

*** xxx = Surface (**e.g. LP80120E35**008** = LINE^PLUS PURE DN35 800 x 1200 mm in LIGHT GREY)

BIANCO WHITE = 001	CARAMEL = 003	GRAPHITE = 005	DARK GREY =007
CREAM = 002	DARK BROWN = 004	LIGHT GRAPHITE = 006	LIGHT GREY = 008

LINE^{PLUS} folded-up and folded-down edge

- Factory customisation made from mineral material, in various heights
- Allows joint-free and uniform finish of the shower surface if the installation is not ground-flush
- Option for raising silicone joints so that they are not subject to permanently wet conditions
- For a gradient on one side, a gradient wedge can be installed jointlessly by means of a folded-up edge.

		Article number
	Height of folded-down edge up to 50 mm	LPAB50
	Height of folded-down edge up to 100 mm	LPAB100
	Height of folded-down edge up to 170 mm	LPAB170
	Height of folded-down edge up to 200 mm	LPAB200
	Height of folded-up edge up to 50 mm The height of the folded-up edge results from the gradient section.	LPAUFLINE

At least one linear metre is reckoned for a folded-up or folded-down edge.
Shower board + folded-up or folded-down edge = final price
Folded-up and folded-down edge is possible on all four sides of the element.
Please specify variant when ordering.

Further heights available on request

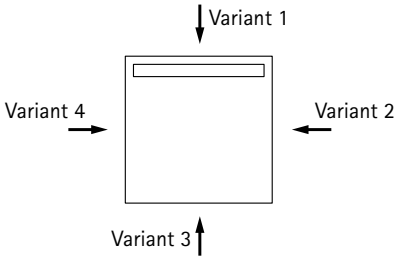

Folded-down edge

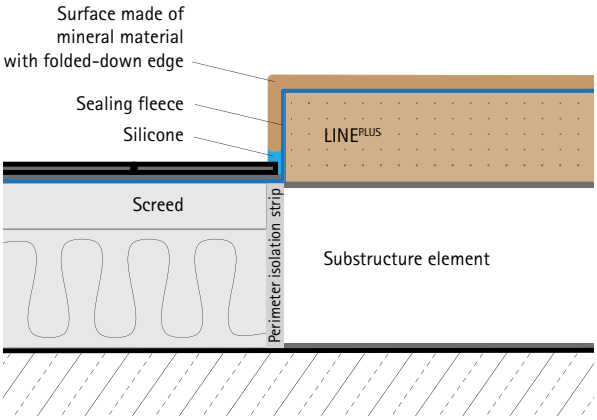

Folded-up edge
with flush glass laminate/fleece

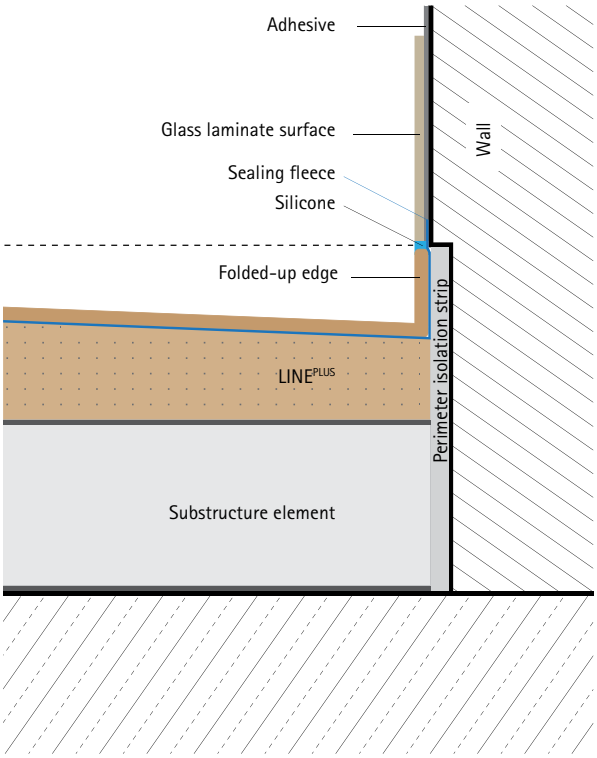

Folded-up edge
with overlaid glass laminate/fleece

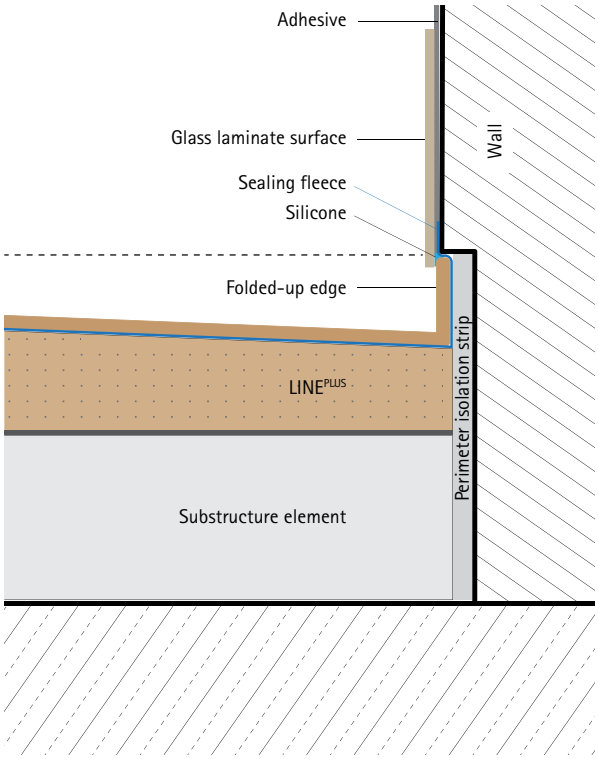

Drawings not to scale

Shower elements for tiling

MULTISTAR® LINE with TECE channel

Standard drain with gradient on four sides

- Walk-in, suitable for wheelchairs, tile size with wheelchair use ≥ 50 x 50 mm
- recommended for installation in the corner or in front of the wall so that there is no step/wedge to the screed consisting of
- Rigid foam element (gradient approx. 2 %)
- Factory-fitted fleece seal with 70 mm overhang all round as per DIN 18534-1, water exposure class W2-I
- Integrated, sealed TECE channel, frame height 12 mm
- Base element, set of 2 (70/20 mm) for height adjustment on site

					Installation height (without adhesive)			All dimensions in mm
Length (A) of integral channel	Width (B)	Dimension (C) Channel length	Dimension (D)	Dimension (E)	Drain horizontal Seal water height 25 mm	Drain horizontal Seal water height 50 mm	Drain vertical Seal water height 50 mm	Article number
800	800	600/555	125	125	120	140	50	LINE1T8080
800	1000	600/555	125	125	120	140	50	LINE1T80100
800	1200	600/555	125	125	120	140	50	LINE1T80120
900	900	700/655	125	125	120	140	50	LINE1T9090
900	1000	700/655	125	125	120	140	50	LINE1T90100
900	1200	700/655	125	125	120	140	50	LINE1T90120
900	1400	700/655	125	125	125	145	55	LINE1T90140
900	1500	700/655	125	125	125	145	55	LINE1T90150
900	1800	700/655	125	125	135	155	65	LINE1T90180
1000	800	800/755	125	125	120	140	50	LINE1T10080
1000	900	800/755	125	125	120	140	50	LINE1T10090
1000	1000	800/755	125	125	120	140	50	LINE1T100100
1000	1200	800/755	125	125	120	140	50	LINE1T100120
1000	1500	800/755	125	125	125	145	55	LINE1T100150
1000	1800	800/755	125	125	135	155	65	LINE1T100180
1200	800	1000/955	125	125	120	140	50	LINE1T12080
1200	900	1000/955	125	125	120	140	50	LINE1T12090
1200	1000	1000/955	125	125	120	140	50	LINE1T120100
1200	1200	1000/955	125	125	120	140	50	LINE1T120120
1200	1500	1000/955	125	125	125	145	55	LINE1T120150
1200	1800	1000/955	125	125	135	155	65	LINE1T120180

Made-to-measure manufacture (please use adjacent order form when ordering)

up to 1.00 m²	LINE1T100100S
up to 1.20 m²	LINE1T110110S
up to 1.45 m²	LINE1T120120S
up to 1.80 m²	LINE1T135135S
up to 2.25 m²	LINE1T150150S

Floor drains

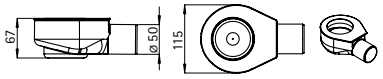

Horizontal drain
Seal water height 25 mm
Drainage capacity 39 l/min in accordance with DIN 274 — included

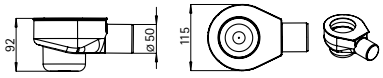

Horizontal drain,
Seal water height 50 mm
Drainage capacity 48 l/min in accordance with DIN 274 — included

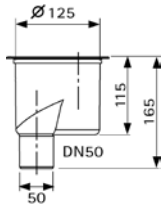

Vertical drain
Seal water height 50 mm
Drainage capacity 60 l/min in accordance with DIN 274
Core drill hole Ø 130 mm

optional
Please specify when ordering!
(this does not apply to horizontal drains)

Art. No. LINETS

„Designer grates/Tile troughs/Designer covers for TECE channels" on page 85

Download PDF
Installation instructions
EBA40038

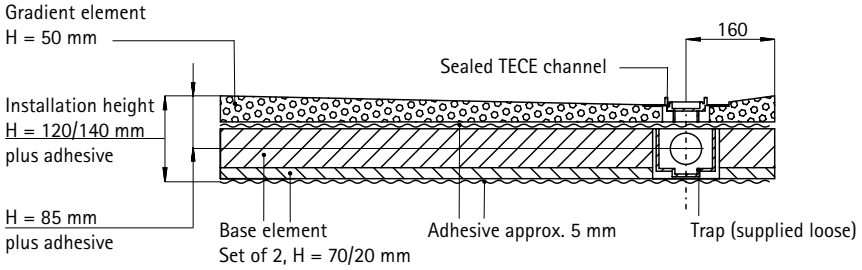

Cross section A - A

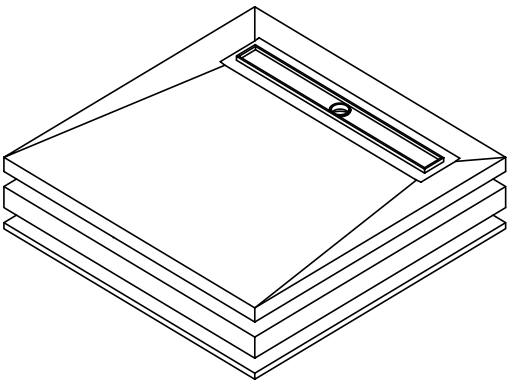

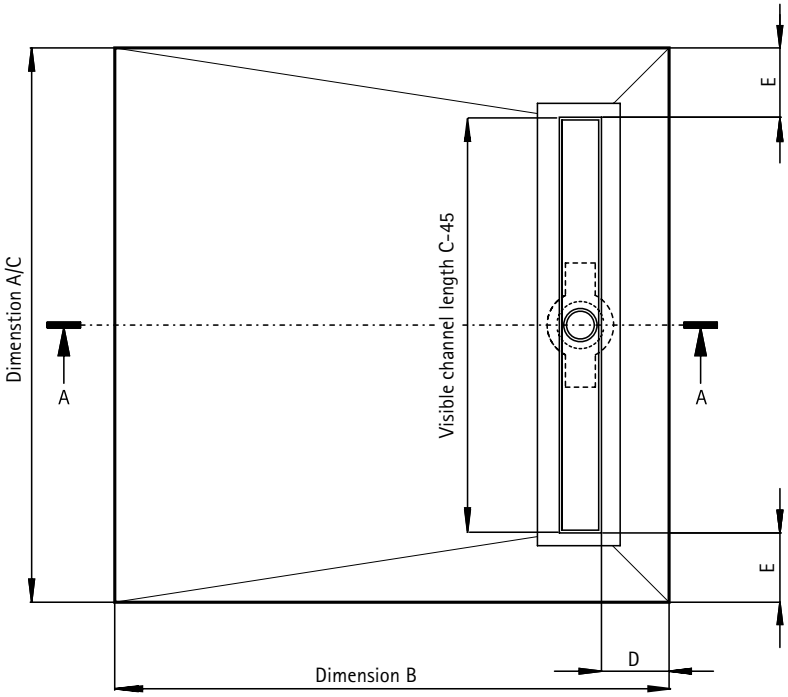

General top view LINE1T

Subject to technical modifications! Date 03/2008 Sketch not to scale

Order form with made-to-measure manufacture

Fax: +49 (0) 3745 5351

☐	mm	Length, dimension A	
☐	mm	Width, dimension B	
☐	mm	Channel length, dimension C (600, 700, 800, 900, 1000, 1200 or 1500 mm)	
☐	mm	Channel position, dimension D, minimum 125 mm	
☐	mm	Channel position, dimension E, minimum 125 mm	
☐	Item	Vertical drain, seal water height 50 mm (horizontal drains, seal water height 25 mm and 50 mm included)	Art. No. LINETS
☐	Set	Base element, set of 2 (20/70 mm) or	
☐	Item	Base element, single-section, please specify height ☐ mm	

The height of the element is based on the size and position of the channel. Area is calculated on the basis of the rectangular area.
We reserve the right to supply the element in multiple sections for logistics reasons.

MULTISTAR® LINE with TECE channel

Standard drain with gradient on one side

- Walk-in, suitable for wheelchairs, tile size with wheelchair use ≥ 50 x 50 mm
- Recommended for recessed installation, tiles can be laid without the need for a gradient wedge.
- Rigid foam element (gradient approx. 2 %)
- Factory-fitted fleece seal with 70 mm overhang all round as per DIN 18534-1, water exposure class W2-I
- Integrated, sealed TECE channel, frame height 12 mm
- Base element, set of 2 (70/20 mm) for height adjustment on site

					Installation height (without adhesive)			All dimensions in mm
Length (A) of integral channel	Width (B)	Dimension (C) Channel length	Dimension (D)	Dimension (E)	Drain horizontal Seal water height 25 mm	Drain horizontal Seal water height 50 mm	Drain vertical Seal water height 50 mm	Article number
800	800	800/755	40	25	120	140	50	LINE2T8080
800	1000	800/755	40	25	120	140	50	LINE2T80100
800	1200	800/755	40	25	120	140	50	LINE2T80120
900	900	900/855	40	25	120	140	50	LINE2T9090
900	1000	900/855	40	25	120	140	50	LINE2T90100
900	1200	900/855	40	25	120	140	50	LINE2T90120
900	1400	900/855	40	25	125	145	55	LINE2T90140
900	1500	900/855	40	25	125	145	55	LINE2T90150
900	1800	900/855	40	25	135	155	65	LINE2T90180
1000	800	1000/955	40	25	120	140	50	LINE2T10080
1000	900	1000/955	40	25	120	140	50	LINE2T10090
1000	1000	1000/955	40	25	120	140	50	LINE2T100100
1000	1200	1000/955	40	25	120	140	50	LINE2T100120
1000	1500	1000/955	40	25	125	145	55	LINE2T100150
1000	1800	1000/955	40	25	135	155	65	LINE2T100180
1200	800	1200/1155	40	25	120	140	50	LINE2T12080
1200	900	1200/1155	40	25	120	140	50	LINE2T12090
1200	1000	1200/1155	40	25	120	140	50	LINE2T120100
1200	1200	1200/1155	40	25	120	140	50	LINE2T120120
1200	1500	1200/1155	40	25	125	145	55	LINE2T120150
1200	1800	1200/1155	40	25	135	155	65	LINE2T120180

Made-to-measure manufacture (please use adjacent order form when ordering)

up to 1.00 m²	LINE2T100100S
up to 1.20 m²	LINE2T110110S
up to 1.45 m²	LINE2T120120S
up to 1.80 m²	LINE2T135135S
up to 2.25 m²	LINE2T150150S

Floor drains

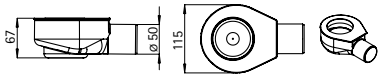

Horizontal drain
Seal water height 25 mm
Drainage capacity 39 l/min in accordance with DIN 274 — included

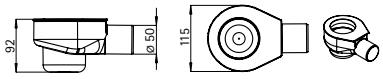

Horizontal drain,
Seal water height 50 mm
Drainage capacity 48 l/min in accordance with DIN 274 — included

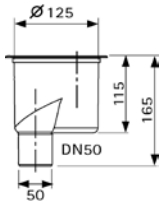

Vertical drain
Seal water height 50 mm
Drainage capacity 60 l/min in accordance with DIN 274
Core drill hole Ø 130 mm

optional
Please specify when ordering!
(this does not apply to horizontal drains)

Art. No. LINETS

„Designer grates/Tile troughs/Designer covers for TECE channels" on page 85

Download PDF
Installation instructions
EBA40037

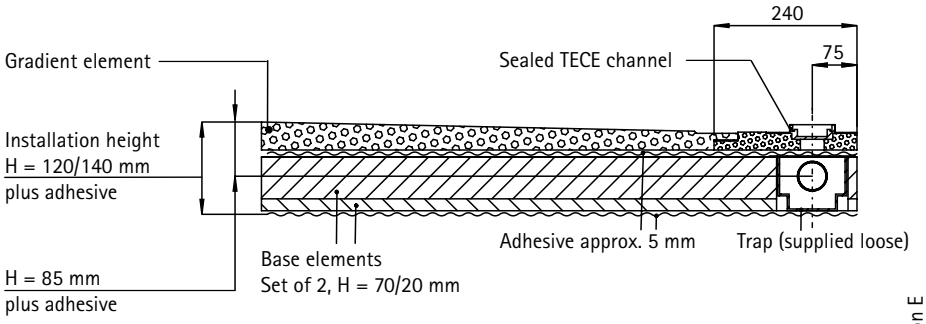

Cross section A - A

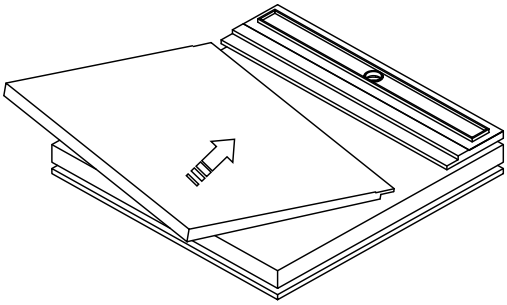

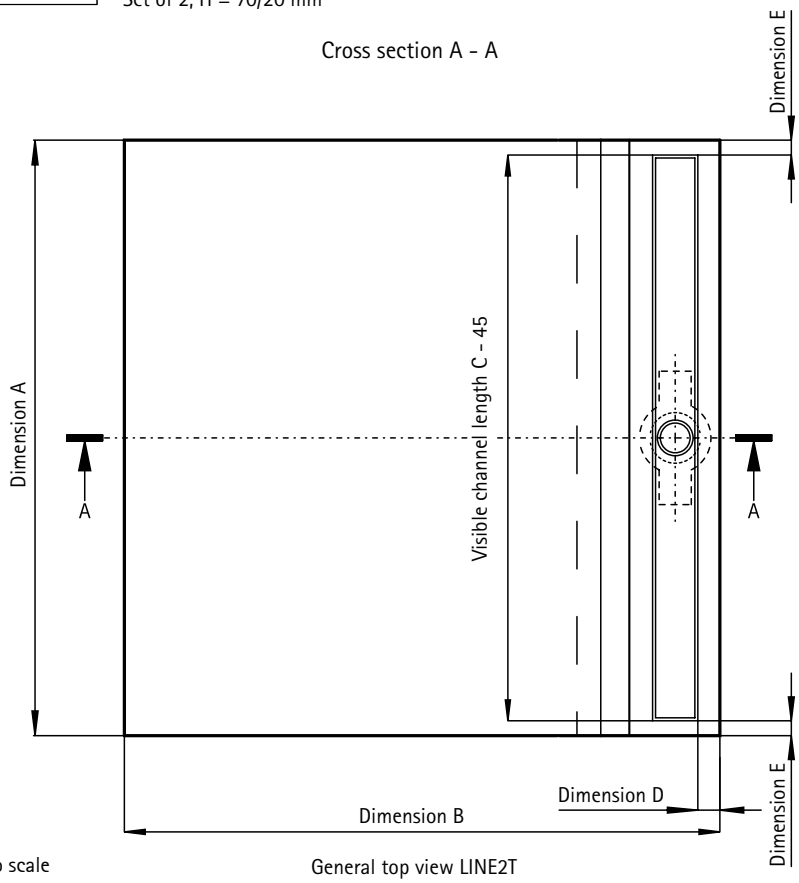

Subject to technical modifications! Date 03/2008 Sketch not to scale

General top view LINE2T

Order form with made-to-measure manufacture

Fax: +49 (0) 3745 5351

☐	mm	Length, dimension A	
☐	mm	Width, dimension B	
☐	mm	Channel length, dimension C (600, 700, 800, 900, 1000, 1200 or 1500 mm)	
☐	mm	Channel position, dimension D, minimum 40 mm	
☐	mm	Channel position, dimension E, minimum 25 mm	
☐	Item	Vertical drain, seal water height 50 mm (horizontal drains, seal water height 25 mm and 50 mm included)	Art. No. LINETS
☐	Set	Base element, set of 2 (20/70 mm)	
☐	Item	Base element, single-section, please specify height ☐ mm	

The height of the element is based on the size and position of the channel. Area is calculated on the basis of the rectangular area.
We reserve the right to supply the element in multiple sections for logistics reasons.

MULTISTAR® LINE with TECE channel

Standard drain with wall connection with gradient on one side

- Walk-in, suitable for wheelchairs, tile size with wheelchair use ≥ 50 x 50 mm
- Recommended for recessed installation, tiles can be laid without the need for a gradient wedge.
- Rigid foam element (gradient approx. 2 %)
- Factory-fitted fleece seal with 70 mm overhang all round as per DIN 18534-1, water exposure class W2-I
- Integrated, sealed TECE channel, frame height 12 mm
- Base element, set of 2 (70/20 mm) for height adjustment on site

					Installation height (without adhesive)			All dimensions in mm
Length (A) of integral channel	Width (B)	Dimension (C) Channel length	Dimension (D)	Dimension (E)	Drain horizontal Seal water height 25 mm	Drain horizontal Seal water height 50 mm	Drain vertical Seal water height 50 mm	Article number
800	800	800/755	20	25	120	140	50	LINE2TW8080
800	1000	800/755	20	25	120	140	50	LINE2TW80100
800	1200	800/755	20	25	120	140	50	LINE2TW80120
900	900	900/855	20	25	120	140	50	LINE2TW9090
900	1000	900/855	20	25	120	140	50	LINE2TW90100
900	1200	900/855	20	25	120	140	50	LINE2TW90120
900	1400	900/855	20	25	125	145	55	LINE2TW90140
900	1500	900/855	20	25	125	145	55	LINE2TW90150
900	1800	900/855	20	25	135	155	65	LINE2TW90180
1000	800	1000/955	20	25	120	140	50	LINE2TW10080
1000	900	1000/955	20	25	120	140	50	LINE2TW10090
1000	1000	1000/955	20	25	120	140	50	LINE2TW100100
1000	1200	1000/955	20	25	120	140	50	LINE2TW100120
1000	1500	1000/955	20	25	125	145	55	LINE2TW100150
1000	1800	1000/955	20	25	135	155	65	LINE2TW100180
1200	800	1200/1155	20	25	120	140	50	LINE2TW12080
1200	900	1200/1155	20	25	120	140	50	LINE2TW12090
1200	1000	1200/1155	20	25	120	140	50	LINE2TW120100
1200	1200	1200/1155	20	25	120	140	50	LINE2TW120120
1200	1500	1200/1155	20	25	125	145	55	LINE2TW120150
1200	1800	1200/1155	20	25	135	155	65	LINE2TW120180

Made-to-measure manufacture (please use adjacent order form when ordering)

up to 1 m²	LINE2TW100100S
up to 1.20 m²	LINE2TW110110S
up to 1.45 m²	LINE2TW120120S
up to 1.80 m²	LINE2TW135135S
up to 2.25 m²	LINE2TW150150S

Floor drains

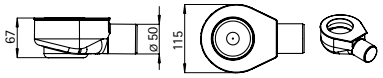

Horizontal drain
Seal water height 25 mm
Drainage capacity 39 l/min in accordance with DIN 274 — included

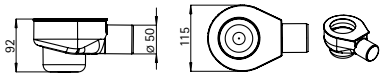

Horizontal drain,
Seal water height 50 mm
Drainage capacity 48 l/min in accordance with DIN 274 — included

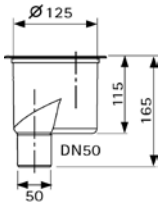

Vertical drain
Seal water height 50 mm
Drainage capacity 60 l/min in accordance with DIN 274
Core drill hole Ø 130 mm

optional
Please specify when ordering!
(this does not apply to horizontal drains)

Art. No. LINETS

„Designer grates/Tile troughs/Designer covers for TECE channels“ on page 85

Download PDF
Installation instructions
EBA40008

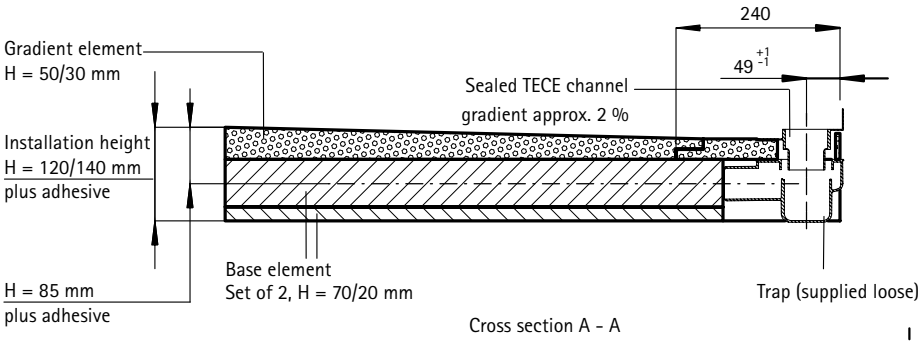

Cross section A - A

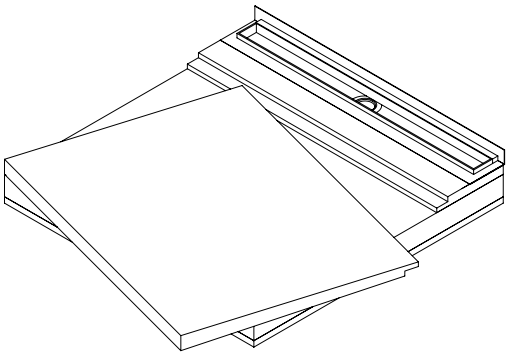

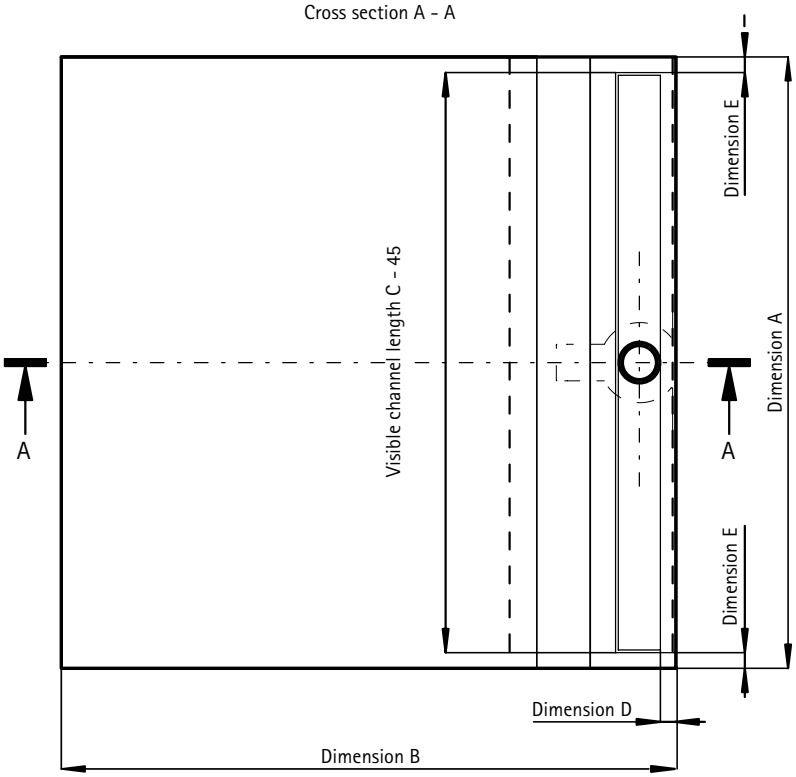

General top view LINE2TW

Subject to technical modifications! Date 12/2014 Sketch not to scale

Order form with made-to-measure manufacture

Fax: +49 (0) 3745 5351

	mm	Length, dimension A	
	mm	Width, dimension B	
	mm	Channel length, dimension C (600, 700, 800, 900, 1000, 1200 or 1500 mm)	
20	mm	Channel position, dimension D, fixed dimension!	
	mm	Channel position, dimension E, minimum 25 mm	
☐	Item	Vertical drain, seal water height 50 mm (horizontal drains, seal water height 25 mm and 50 mm included)	Art. No. LINETS
☐	Set	Base element, set of 2 (20/70 mm)	
☐	Stück	Base element, single-section, please specify height ☐ mm	

The height of the element is based on the size and position of the channel. Area is calculated on the basis of the rectangular area.
We reserve the right to supply the element in multiple sections for logistics reasons.

MULTISTAR® LINE with TECE channel

Super-flat drain with gradient on one side

- Walk-in, suitable for wheelchairs, tile size with wheelchair use ≥ 50 x 50 mm
- Recommended for recessed installation, tiles can be laid without the need for a gradient wedge.
- Rigid foam element (gradient approx. 2 %)
- Factory-fitted fleece seal with 70 mm overhang all round as per DIN 18534-1, water exposure class W2-I
- Integrated, sealed TECE channel, frame height 12 mm

					Installation height (without adhesive)	All dimensions in mm
Length (A) of integral channel	Width (B)	Dimension (C) Channel length	Dimension (D)	Dimension (E)	Drain horizontal Seal water height 30 mm	Article number
800	1200	800/755	40	25	90	LINE2TS80120
900	900	900/855	40	25	85	LINE2TS9090
900	1200	900/855	40	25	90	LINE2TS90120
900	1400	900/855	40	25	95	LINE2TS90140
1000	800	1000/955	40	25	85	LINE2TS10080
1000	900	1000/955	40	25	85	LINE2TS10090
1000	1000	1000/955	40	25	85	LINE2TS100100
1000	1200	1000/955	40	25	90	LINE2TS100120
1200	800	1200/1155	40	25	85	LINE2TS12080
1200	900	1200/1155	40	25	85	LINE2TS12090
1200	1000	1200/1155	40	25	85	LINE2TS120100
1200	1200	1200/1155	40	25	90	LINE2TS120120

Made-to-measure manufacture (please use adjacent order form when ordering)

up to 1.00 m²	LINE2TS100100S
up to 1.20 m²	LINE2TS110110S
up to 1.45 m²	LINE2TS120120S
up to 1.80 m²	LINE2TS135135S
up to 2.25 m²	LINE2TS150150S
up to 3.00 m²	LINE2TS300S
up to 4.20 m²	LINE2TS420S

Floor drain

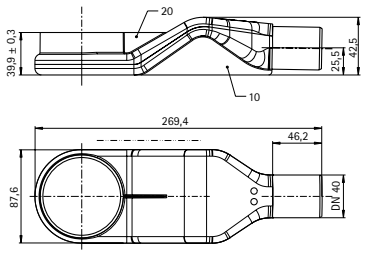

Horizontal drain DN 40
Seal water height 30 mm
Drainage capacity 30 l/min — included

„Designer grates/Tile troughs/Designer covers for TECE channels“ on page 85

Download PDF
Installation instructions
EBA40104

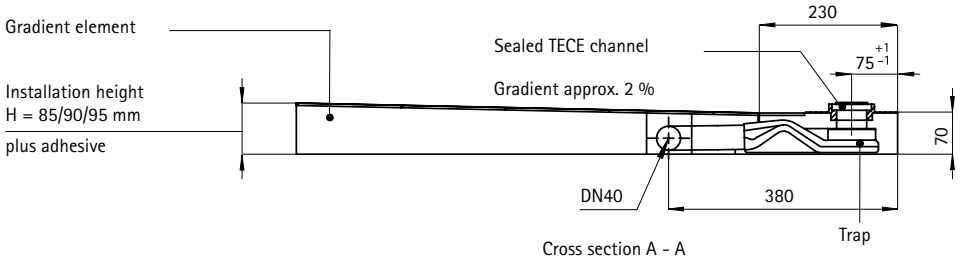

Cross section A - A

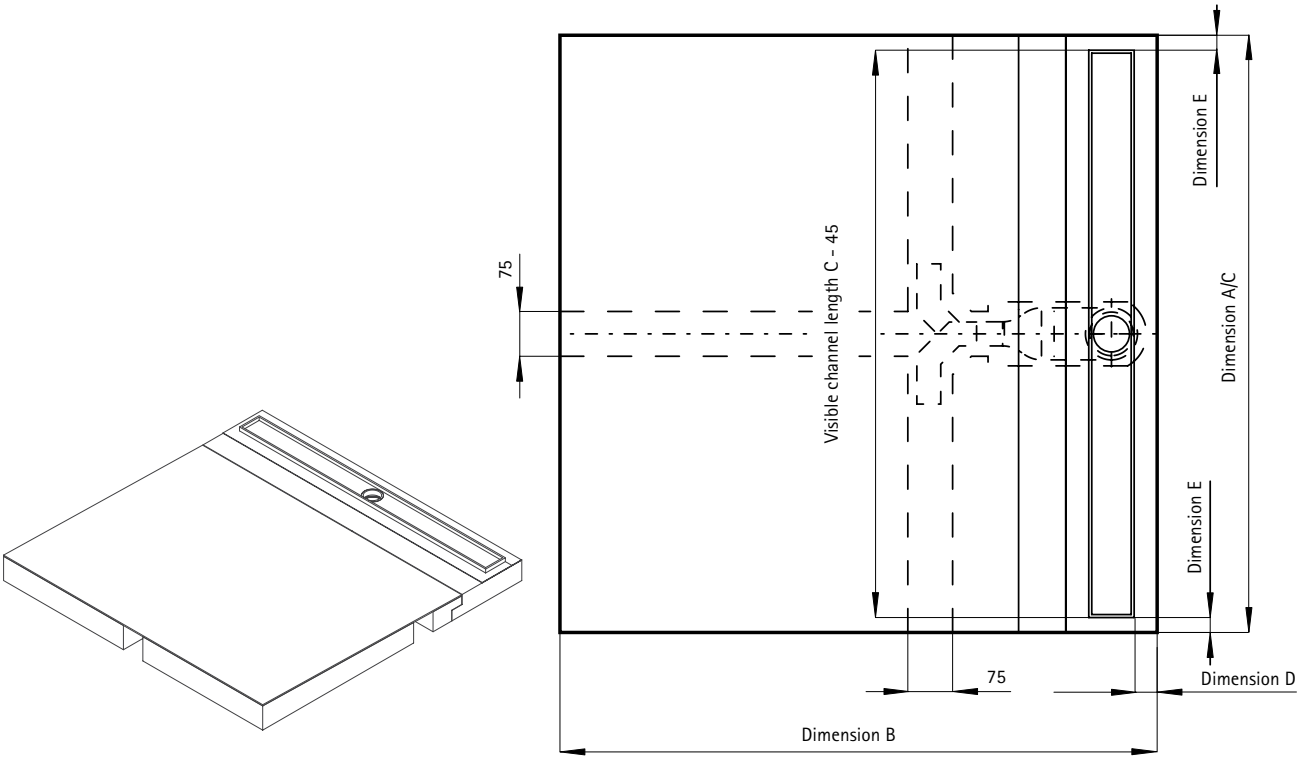

General top view LINE2TS

Subject to technical modifications! Date 12/2010 Sketch not to scale

Order form with made-to-measure manufacture

Fax: +49 (0) 3745 5351

	mm	Length, dimension A
	mm	Width, dimension B
	mm	Channel length, dimension C (600, 700, 800, 900, 1000, 1200 or 1500 mm)
	mm	Channel position, dimension D, minimum 40 mm
	mm	Channel position, dimension E, minimum 25 mm
		Horizontal drain, seal water height 30 mm (included)

The height of the element is based on the size and position of the channel. Area is calculated on the basis of the rectangular area.
We reserve the right to supply the element in multiple sections for logistics reasons.

Super-flat drain with wall connection with gradient on one side

- Walk-in, suitable for wheelchairs, tile size with wheelchair use ≥ 50 x 50 mm
- Recommended for recessed installation, tiles can be laid without the need for a gradient wedge.
- Rigid foam element 90/70 mm (gradient approx. 2 %)
- Factory-fitted fleece seal with 70 mm overhang all round as per DIN 18534-1, water exposure class W2-I
- Integrated, sealed TECE channel, frame height 12 mm

					Installation height (without adhesive)	All dimensions in mm
Length (A) of integral channel	Width (B)	Dimension (C) Channel length	Dimension (D)	Dimension (E)	Drain horizontal Seal water height 30 mm	Article number
800	1200	800/755	20	25	90	LINE2TSW80120
900	900	900/855	20	25	85	LINE2TSW9090
900	1200	900/855	20	25	90	LINE2TSW90120
900	1400	900/855	20	25	95	LINE2TSW90140
1000	800	1000/955	20	25	85	LINE2TSW10080
1000	900	1000/955	20	25	85	LINE2TSW10090
1000	1000	1000/955	20	25	85	LINE2TSW100100
1000	1200	1000/955	20	25	90	LINE2TSW100120
1200	800	1200/1155	20	25	85	LINE2TSW12080
1200	900	1200/1155	20	25	85	LINE2TSW12090
1200	1000	1200/1155	20	25	85	LINE2TSW120100
1200	1200	1200/1155	20	25	90	LINE2TSW120120

Made-to-measure manufacture (please use adjacent order form when ordering)

up to 1.00 m²	LINE2TSW100100S
up to 1.20 m²	LINE2TSW110110S
up to 1.45 m²	LINE2TSW120120S
up to 1.80 m²	LINE2TSW135135S
up to 2.25 m²	LINE2TSW150150S

Floor drain

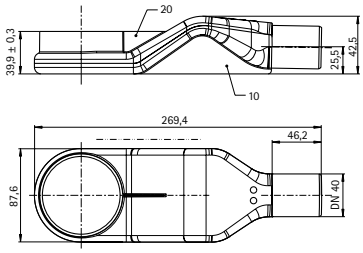

Horizontal drain DN 40 Seal water height 30 mm Drainage capacity 30 l/min	included

„Designer grates/Tile troughs/Designer covers for TECE channels" on page 85

Download PDF
Installation instructions
EBA40009

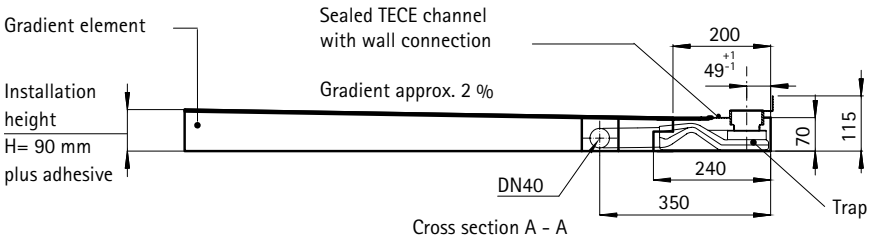

Cross section A - A

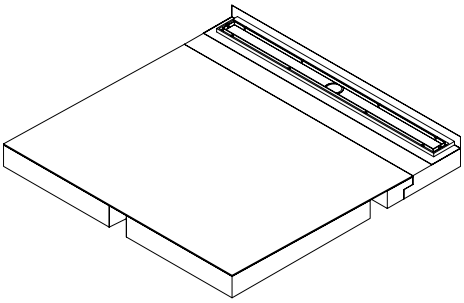

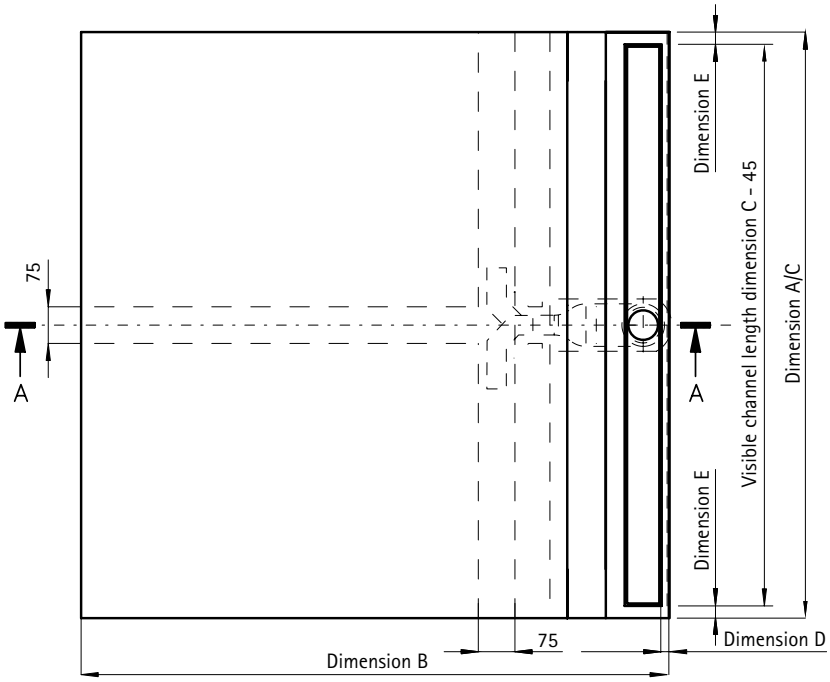

General top view LINE2TSW

Subject to technical modifications! Date 12/2014 Sketch not to scale

Order form with made-to-measure manufacture

Fax: +49 (0) 3745 5351

	mm	Length, dimension A
	mm	Width, dimension B
	mm	Channel length, dimension C (600, 700, 800, 900, 1000, 1200 or 1500 mm)
20	mm	Channel position, dimension D, fixed dimension!
	mm	Channel position, dimension E, minimum 25 mm
		Horizontal drain, seal water height 30 mm, included

The height of the element is based on the size and position of the channel. Area is calculated on the basis of the rectangular area.
We reserve the right to supply the element in multiple sections for logistics reasons.

Notes:

Designer grates/Tile troughs/Designer covers for TECE channels

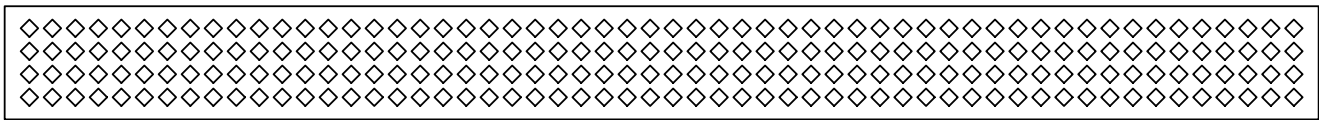

	Length	Design	Article number
Perca designer grate	for TECE channel 700	polished	LINETPERCA65
Perca designer grate	for TECE channel 800	polished	LINETPERCA75
Perca designer grate	for TECE channel 900	polished	LINETPERCA85
Perca designer grate	for TECE channel 1000	polished	LINETPERCA95
Perca designer grate	for TECE channel 1200	polished	LINETPERCA115



Grazia designer grate	for TECE channel 700	polished	LINETGRAZIA65
Grazia designer grate	for TECE channel 800	polished	LINETGRAZIA75
Grazia designer grate	for TECE channel 900	polished	LINETGRAZIA85
Grazia designer grate	for TECE channel 1000	polished	LINETGRAZIA95
Grazia designer grate	for TECE channel 1200	polished	LINETGRAZIA115

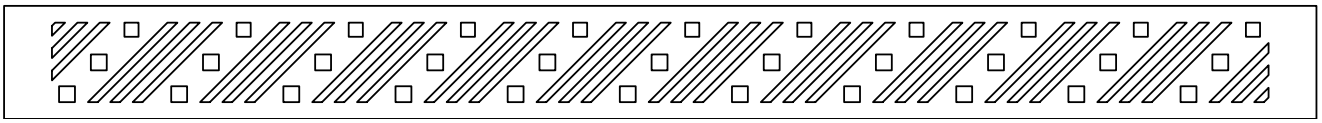

Xeli designer grate	for TECE channel 700	polished	LINETXELI65
Xeli designer grate	for TECE channel 800	polished	LINETXELI75
Xeli designer grate	for TECE channel 900	polished	LINETXELI85
Xeli designer grate	for TECE channel 1000	polished	LINETXELI95
Xeli designer grate	for TECE channel 1200	polished	LINETXELI115

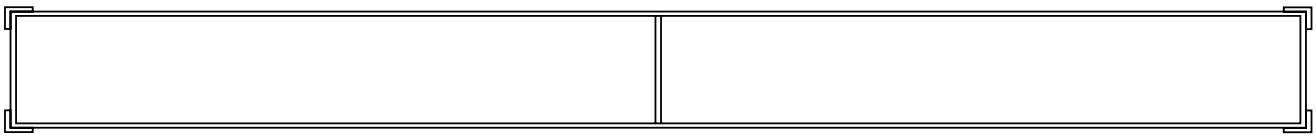

'Tile' tile trough	for TECE channel 300	LINETTILE25
'Tile' tile trough	for TECE channel 600	LINETTILE55
'Tile' tile trough	for TECE channel 700	LINETTILE65
'Tile' tile trough	for TECE channel 800	LINETTILE75
'Tile' tile trough	for TECE channel 900	LINETTILE85
'Tile' tile trough	for TECE channel 1000	LINETTILE95
'Tile' tile trough	for TECE channel 1200	LINETTILE115
'Tile' tile trough	for TECE channel 1500	LINETTILE145



Steel designer cover, stainless steel (please order other dimensions separately from TECE)	550 mm for TECE channel 600 mm	polished	LINETSTEEL55

MULTISTAR® LINE with DALLMER channel

Ceraline Nano F for flush installation with gradient on one side

- Walk-in, suitable for wheelchairs, tile size with wheelchair use ≥ 50 x 50 mm
- Recommended for recessed installation, tiles can be laid without the need for a gradient wedge.
- Rigid foam element (gradient approx. 2 %)
- Factory-fitted fleece seal with 70 mm overhang all round as per DIN 18534-1, water exposure class W2-I
- Sealed Dallmer Ceraline Nano F channel, frame height 2 - 30 mm, depending on the Ceraline cover (Please order cover separately from Dallmer)

					Installation height (without adhesive)	All dimensions in mm
Length (A) of integral channel	Width (B)	Dimension (C) Channel length	Dimension (D)	Dimension (E)	Drain horizontal Seal water height 20 mm	Article number
800	800	800/700	50	50	90	LINE2DNF8080
800	1000	800/700	50	50	90	LINE2DNF80100
800	1200	800/700	50	50	95	LINE2DNF80120
900	900	900/800	50	50	90	LINE2DNF9090
900	1000	900/800	50	50	90	LINE2DNF90100
900	1200	900/800	50	50	95	LINE2DNF90120
900	1400	900/800	50	50	100	LINE2DNF90140
900	1500	900/800	50	50	100	LINE2DNF90150
900	1800	900/800	50	50	105	LINE2DNF90180
1000	800	1000/900	50	50	90	LINE2DNF10080
1000	900	1000/900	50	50	90	LINE2DNF10090
1000	1000	1000/900	50	50	90	LINE2DNF100100
1000	1200	1000/900	50	50	95	LINE2DNF100120
1000	1500	1000/900	50	50	100	LINE2DNF100150
1000	1800	1000/900	50	50	105	LINE2DNF100180
1200	800	1200/1100	50	50	90	LINE2DNF12080
1200	900	1200/1100	50	50	90	LINE2DNF12090
1200	1000	1200/1100	50	50	90	LINE2DNF120100
1200	1200	1200/1100	50	50	95	LINE2DNF120120
1200	1500	1200/1100	50	50	100	LINE2DNF120150
1200	1800	1200/1100	50	50	105	LINE2DNF120180

Made-to-measure manufacture (please use adjacent order form when ordering)

up to 1.00 m²	LINE2DNF100100S
up to 1.20 m²	LINE2DNF110110S
up to 1.45 m²	LINE2DNF120120S
up to 1.80 m²	LINE2DNF135135S
up to 2.25 m²	LINE2DNF150150S

Floor drain

Horizontal drain DN 50 Seal water height 20 mm Drainage capacity 24 l/min	included

Download PDF
Installation instructions
EBA40115

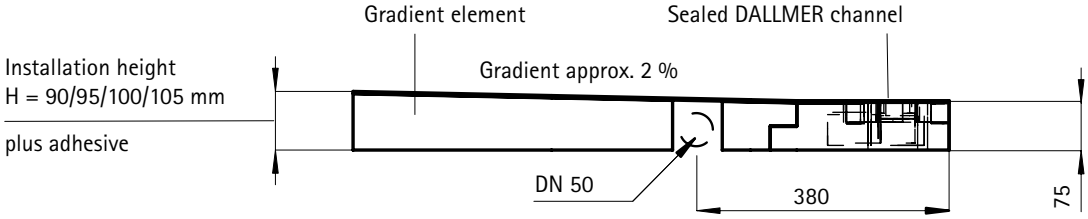

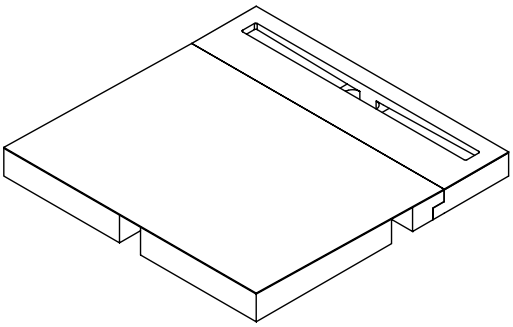

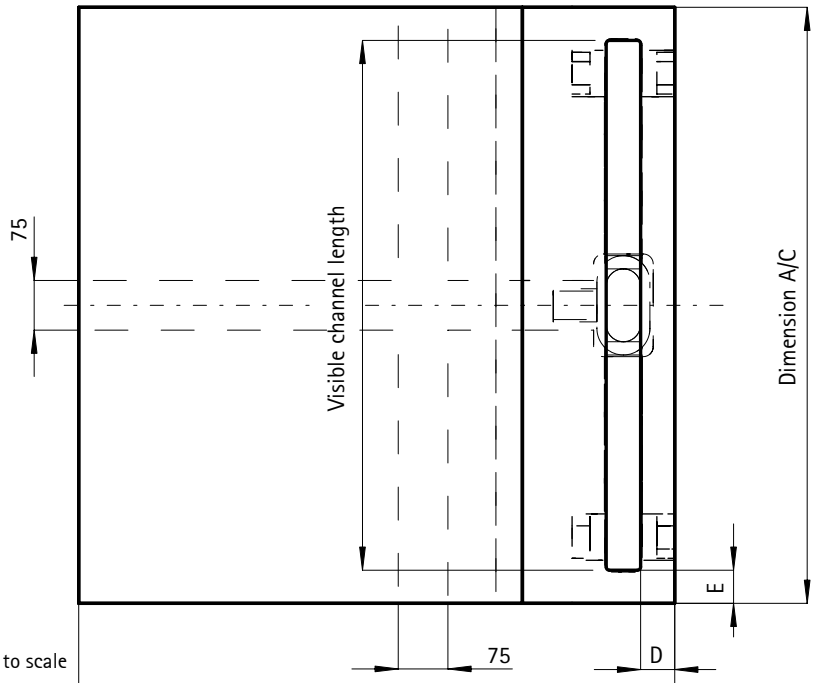

Subject to technical modifications! Date 05/2013 Sketch not to scale

Order form with made-to-measure manufacture

Fax: +49 (0) 3745 5351

	mm	Length, dimension A
	mm	Width, dimension B
	mm	Channel length, dimension C (800/700, 900/800, 1000/900 or 1200/1100 mm)
	mm	Channel position, dimension D, minimum 50 mm
	mm	Channel position, dimension E, minimum 50 mm
		Horizontal drain, seal water height 20 mm, included

The height of the element is based on the size and position of the channel. Area is calculated on the basis of the rectangular area.
We reserve the right to supply the element in multiple sections for logistics reasons.

Ceraline Nano W for installation adjacent to the wall with gradient on one side

- Walk-in, suitable for wheelchairs, tile size with wheelchair use ≥ 50 x 50 mm
- Recommended for recessed installation, tiles can be laid without the need for a gradient wedge.
- Rigid foam element (gradient approx. 2 %)
- Factory-fitted fleece seal with 70 mm overhang all round
  as per DIN 18534-1, water exposure class W2-I
- Sealed Dallmer Ceraline Nano W channel, frame height 2 - 30 mm, depending on the Ceraline cover
  (Please order cover separately from Dallmer)

					Installation height (without adhesive)	All dimensions in mm
Length (A) of integral channel	Width (B)	Dimension (C) Channel length	Dimension (D)	Dimension (E)	Drain horizontal Seal water height 20 mm	Article number
800	800	800/700	20	50	90	LINE2DNW8080
800	1000	800/700	20	50	90	LINE2DNW80100
800	1200	800/700	20	50	95	LINE2DNW80120
900	900	900/800	20	50	90	LINE2DNW9090
900	1000	900/800	20	50	90	LINE2DNW90100
900	1200	900/800	20	50	95	LINE2DNW90120
900	1400	900/800	20	50	100	LINE2DNW90140
900	1500	900/800	20	50	100	LINE2DNW90150
900	1800	900/800	20	50	105	LINE2DNW90180
1000	800	1000/900	20	50	90	LINE2DNW10080
1000	900	1000/900	20	50	90	LINE2DNW10090
1000	1000	1000/900	20	50	90	LINE2DNW100100
1000	1200	1000/900	20	50	95	LINE2DNW100120
1000	1500	1000/900	20	50	100	LINE2DNW100150
1000	1800	1000/900	20	50	105	LINE2DNW100180
1200	800	1200/1100	20	50	90	LINE2DNW12080
1200	900	1200/1100	20	50	90	LINE2DNW12090
1200	1000	1200/1100	20	50	90	LINE2DNW120100
1200	1200	1200/1100	20	50	95	LINE2DNW120120
1200	1500	1200/1100	20	50	100	LINE2DNW120150
1200	1800	1200/1100	20	50	105	LINE2DNW120180

Made-to-measure manufacture (please use adjacent order form when ordering)

up to 1.00 m²	LINE2DNW100100S
up to 1.20 m²	LINE2DNW110110S
up to 1.45 m²	LINE2DNW120120S
up to 1.80 m²	LINE2DNW135135S
up to 2.25 m²	LINE2DNW150150S

Floor drain

Horizontal drain DN 50 Seal water height 20 mm Drainage capacity 24 l/min	included

Download PDF
Installation instructions
EBA40115

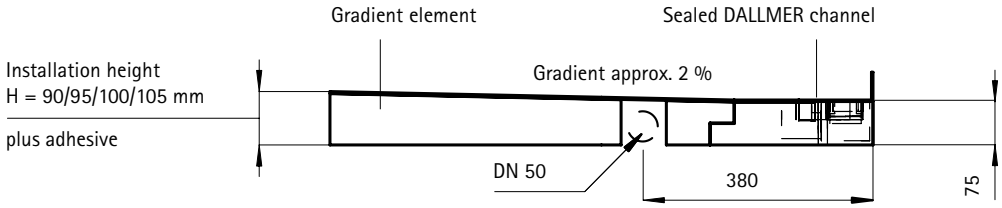

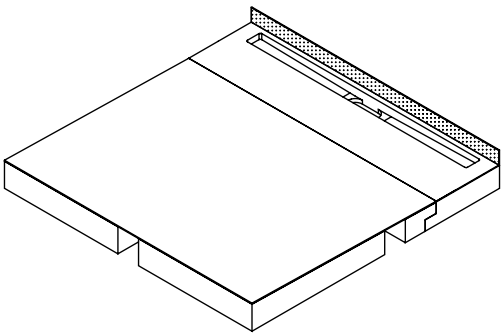

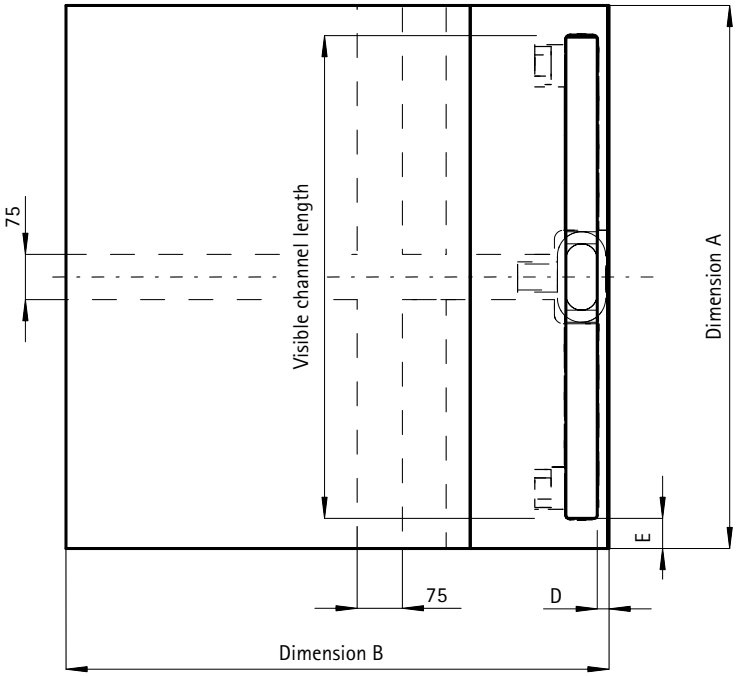

General top view LINE2DNW

Subject to technical modifications! Date 05/2013 Sketch not to scale

Order form with made-to-measure manufacture

Fax: +49 (0) 3745 5351

	mm	Length, dimension A
	mm	Width, dimension B
	mm	Channel length, dimension C (800/700, 900/800, 1000/900 or 1200/1100 mm)
	mm	Channel position, dimension E, minimum 50 mm
		Channel position, dimension D, fixed 20 mm
		Horizontal drain, seal water height 20 mm, included

The height of the element is based on the size and position of the channel. Area is calculated on the basis of the rectangular area.
We reserve the right to supply the element in multiple sections for logistics reasons.

MULTISTAR® LINE with KESSEL channel

Linearis Comfort with gradient on four sides

- Walk-in, suitable for wheelchairs, tile size with wheelchair use ≥ 50 x 50 mm
- Recommended for installation in the corner or in front of the wall so that there is no step/wedge to the screed.
- Rigid foam element 60 mm (gradient approx. 2 %)
- Factory-fitted fleece seal with 70 mm overhang all round as per DIN 18534-1, water exposure class W2-I
- Sealed KESSEL Linearis Comfort channel, height-adjustable frame (7 to 20 mm), with stainless steel cover/tile trough
- Base element, set (20/30/40/80 mm)

					Installation height (without adhesive)		All dimensions in mm
Length (A) of integral channel	Width (B)	Dimension (C) Channel length	Dimension (D)	Dimension (E)	Drain horizontal Seal water height 50 mm	Drain vertical Seal water height 50 mm	Article number
1000	800	800/750	125	125	140	60	LINE1K10080
1000	900	800/750	125	125	140	60	LINE1K10090
1000	1000	800/750	125	125	140	60	LINE1K100100
1200	800	1000/950	125	125	140	60	LINE1K12080
1200	900	1000/950	125	125	140	60	LINE1K12090
1200	1000	1000/950	125	125	140	60	LINE1K120100
1200	1200	1000/950	125	125	140	60	LINE1K120120

Made-to-measure manufacture (please use adjacent order form when ordering)

up to 1.00 m²	LINE1K100100S
up to 1.20 m²	LINE1K110110S
up to 1.45 m²	LINE1K120120S
up to 1.80 m²	LINE1K135135S
up to 2.25 m²	LINE1K150150S

Floor drain

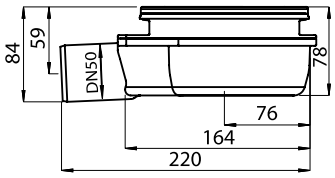

Horizontal drain DN 50
Seal water height 50 mm
Drainage capacity 60 l/min in accordance with DIN 1253

included

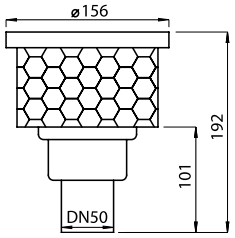

Vertical drain DN 50
Seal water height 50 mm
Drainage capacity 60 l/min in accordance with DIN 1253
Core drill hole Ø 160 mm when using
SK 32996 Quick-Fit without fire protection

optional, please specify when ordering! (this does not apply to horizontal drains)

Art. No. LINEKSS

Download PDF
Installation instructions
EBA40047

KESSEL

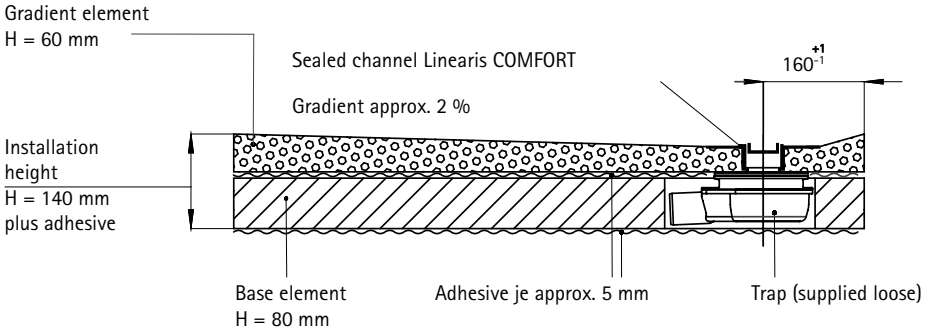

Cross section A - A

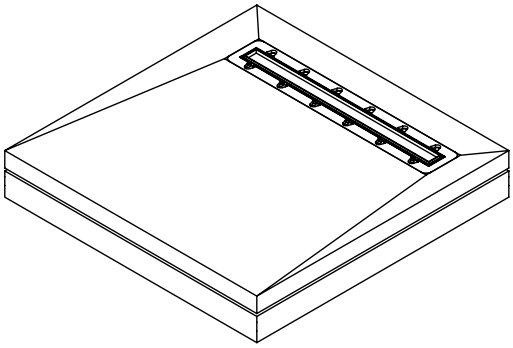

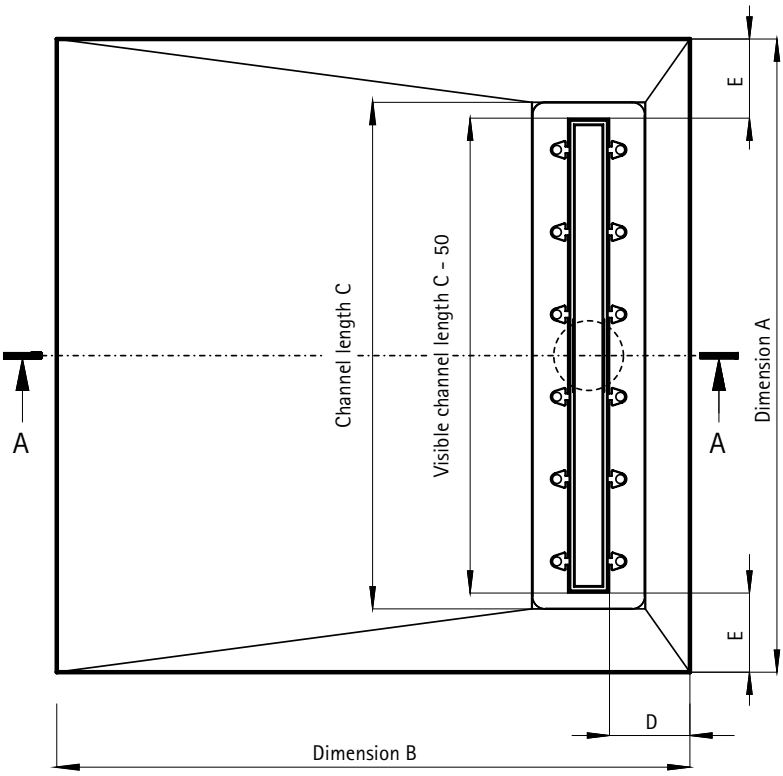

General top view LINE1K

Subject to technical modifications! Date 12/2012 Sketch not to scale

Order form with made-to-measure manufacture

Fax: +49 (0) 3745 5351

☐	mm	Length, dimension A	
☐	mm	Width, dimension B	
☐	mm	Channel length, dimension C (800, 900, 1000 or 1200 mm)	
☐	mm	Channel position, dimension D, minimum 125 mm	
☐	mm	Channel position, dimension E, minimum 125 mm	
☐	Item	Vertical drain, seal water height 50 mm Horizontal drain, seal water height 50 mm, included	Art. No. LINEKSS

The height of the element is based on the size and position of the channel. Area is calculated on the basis of the rectangular area.
We reserve the right to supply the element in multiple sections for logistics reasons.

Linearis Comfort with gradient on one side

- Walk-in, suitable for wheelchairs, tile size with wheelchair use ≥ 50 x 50 mm
- Recommended for recessed installation, tiles can be laid without the need for a gradient wedge.
- Rigid foam element 60/40 mm (gradient approx. 2 %)
- Factory-fitted fleece seal with 70 mm overhang all round as per DIN 18534-1, water exposure class W2-I
- Integrated, sealed KESSEL Linearis Comfort channel, height-adjustable frame (7 to 20 mm) with stainless steel cover/tile trough
- Base element, set (20/30/40/80 mm)

					Installation height (without adhesive)		All dimensions in mm
Length (A) of integral channel	Width (B)	Dimension (C) Channel length	Dimension (D)	Dimension (E)	Drain horizontal Seal water height 50 mm	Drain vertical Seal water height 50 mm	Article number
800	1200	800/750	50	25	140	60	LINE2K80120
900	900	900/850	50	25	140	60	LINE2K9090
900	1200	900/850	50	25	140	60	LINE2K90120
900	1400	900/850	50	25	145	65	LINE2K90140
1000	800	1000/950	50	25	140	60	LINE2K10080
1000	900	1000/950	50	25	140	60	LINE2K10090
1000	1000	1000/950	50	25	140	60	LINE2K100100
1000	1200	1000/950	50	25	140	60	LINE2K100120
1200	800	1200/1150	50	25	140	60	LINE2K12080
1200	900	1200/1150	50	25	140	60	LINE2K12090
1200	1000	1200/1150	50	25	140	60	LINE2K120100
1200	1200	1200/1150	50	25	140	60	LINE2K120120

Made-to-measure manufacture (please use adjacent order form when ordering)

up to 1.00 m²	LINE2K100100S
up to 1.20 m²	LINE2K110110S
up to 1.45 m²	LINE2K120120S
up to 1.80 m²	LINE2K135135S
up to 2.25 m²	LINE2K150150S

Floor drain

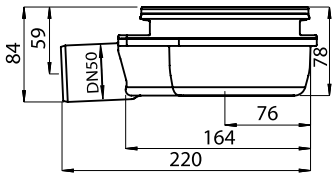

Horizontal drain DN 50
Seal water height 50 mm
Drainage capacity 60 l/min in accordance with DIN 1253

included

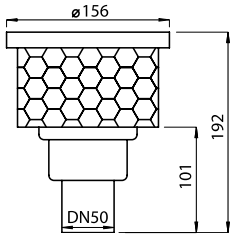

Vertical drain DN 50
Seal water height 50 mm
Drainage capacity 60 l/min in accordance with DIN 1253
Core drill hole Ø 160 mm when using
SK 32996 Quick-Fit without fire protection

optional, please specify when ordering! (this does not apply to horizontal drains)

Art. No. LINEKSS

Download PDF
Installation instructions
EBA40048

KESSEL

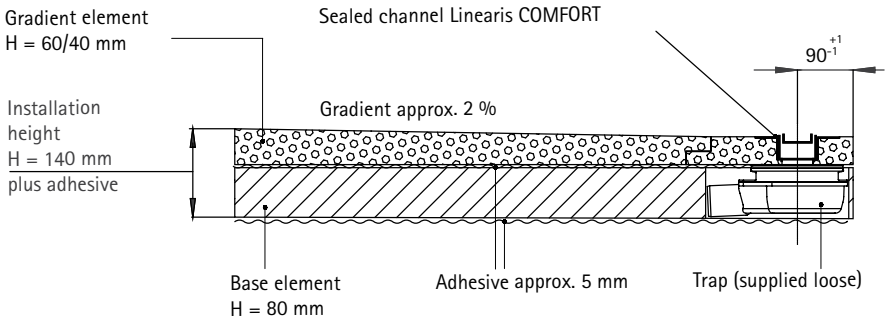

Cross section A - A

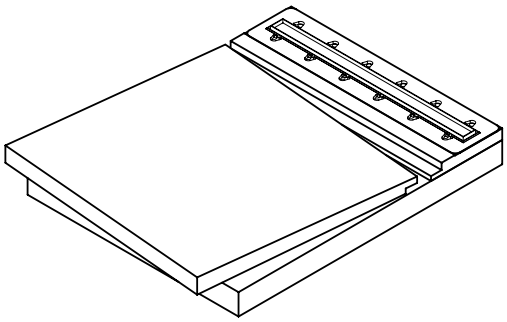

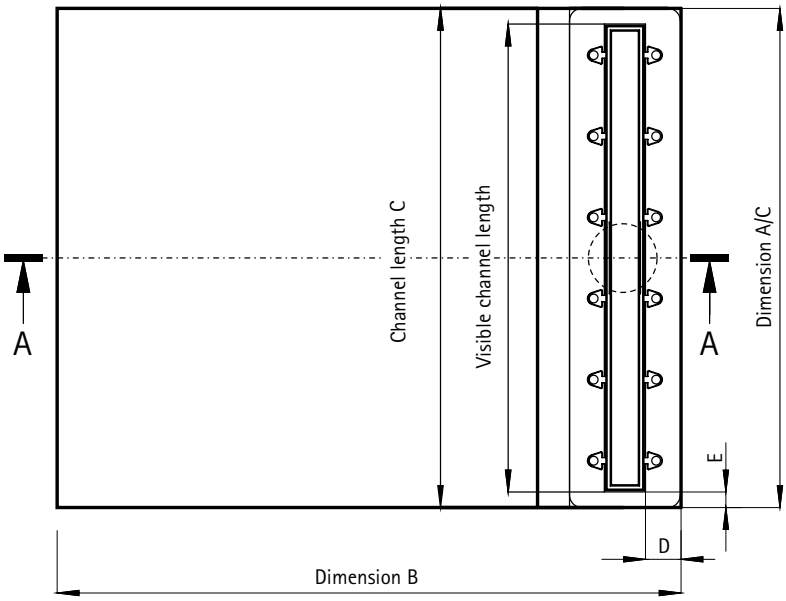

Subject to technical modifications! Date 12/2012 Sketch not to scale

General top view LINE2K

Order form with made-to-measure manufacture

Fax: +49 (0) 3745 5351

☐	mm	Length, dimension A	
☐	mm	Width, dimension B	
☐	mm	Channel length, dimension C (800, 900, 1000 or 1200 mm)	
☐	mm	Channel position, dimension D, minimum 50 mm	
☐	mm	Channel position, dimension E, minimum 25 mm	
☐	Item	Vertical drain, seal water height 50 mm	Art. No. LINEKSS
		Horizontal drain, seal water height 50 mm, included	

The height of the element is based on the size and position of the channel. Area is calculated on the basis of the rectangular area.
We reserve the right to supply the element in multiple sections for logistics reasons.

Linearis Compact with gradient on one side

- Walk-in, suitable for wheelchairs, tile size with wheelchair use ≥ 50 x 50 mm
- Recommended for recessed installation, tiles can be laid without the need for a gradient wedge.
- Rigid foam element (gradient approx. 2 %)
- Factory-fitted fleece seal with 70 mm overhang all round
  as per DIN 18534-1, water exposure class W2-I
- Integrated, sealed KESSEL Linearis Compact channel, frame height 12 mm, with stainless steel cover/tile trough

					Installation height (without adhesive)	All dimensions in mm
Length (A) of integral channel	Width (B)	Dimension (C) Channel length	Dimension (D)	Dimension (E)	Drain horizontal Seal water height 22 mm	Article number
800	1200	800/750	40	25	90	LINE2KC80120
900	900	900/850	40	25	85	LINE2KC9090
900	1200	900/850	40	25	90	LINE2KC90120
900	1400	900/850	40	25	95	LINE2KC90140
1000	800	1000/950	40	25	85	LINE2KC10080
1000	900	1000/950	40	25	85	LINE2KC10090
1000	1000	1000/950	40	25	85	LINE2KC100100
1000	1200	1000/950	40	25	90	LINE2KC100120
1200	800	1200/1150	40	25	85	LINE2KC12080
1200	900	1200/1150	40	25	85	LINE2KC12090
1200	1000	1200/1150	40	25	85	LINE2KC120100
1200	1200	1200/1150	40	25	90	LINE2KC120120

Made-to-measure manufacture (please use adjacent order form when ordering)

up to 1.00 m²	LINE2KC100100S
up to 1.20 m²	LINE2KC110110S
up to 1.45 m²	LINE2KC120120S
up to 1.80 m²	LINE2KC135135S
up to 2.25 m²	LINE2KC150150S

Floor drain

Horizontal drain DN 50 Seal water height 22 mm Drainage capacity 30 l/min	included

Download PDF
Installation instructions
EBA40105

KESSEL

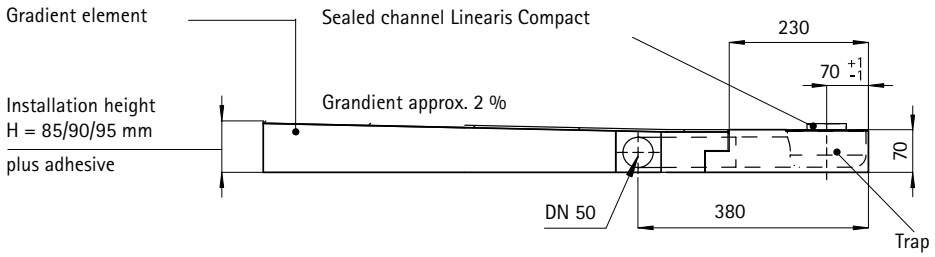

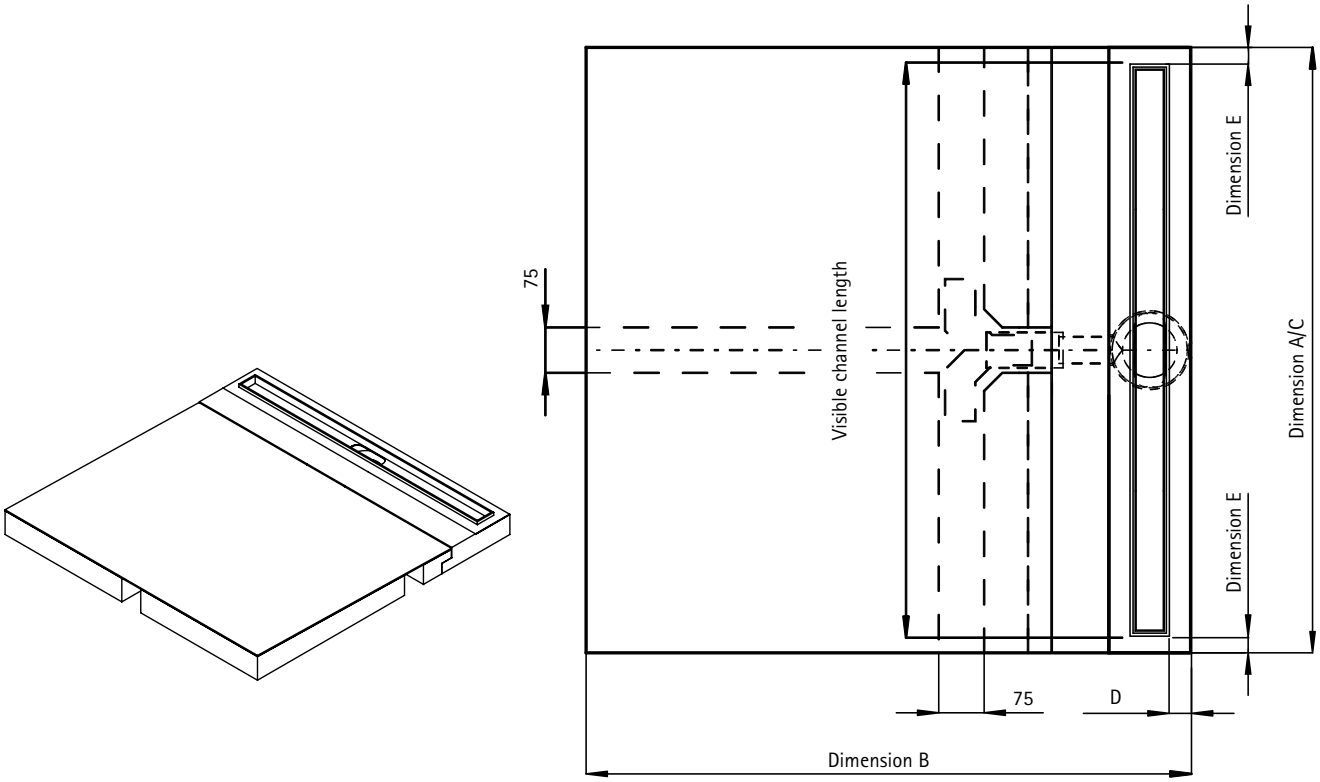

General top view LINE2KC

Subject to technical modifications! Date 01/2011 Sketch not to scale

Order form with made-to-measure manufacture

Fax: +49 (0) 3745 5351

	mm	Length, dimension A
	mm	Width, dimension B
	mm	Channel length, dimension C (800, 900, 1000 or 1200 mm)
	mm	Channel position, dimension D, minimum 40 mm
	mm	Channel position, dimension E, minimum 25 mm
		Horizontal drain, seal water height 22 mm, included

The height of the element is based on the size and position of the channel. Area is calculated on the basis of the rectangular area.
We reserve the right to supply the element in multiple sections for logistics reasons.

MULTISTAR® LINE with Viega Advantix channel

Gradient on four sides

- Walk-in, suitable for wheelchairs, tile size with wheelchair use ≥ 50 x 50 mm
- Recommended for installation in the corner or in front of the wall so that there is no step/wedge to the screed.
- Rigid foam element 50 mm (gradient approx. 2 %)
- Factory-fitted fleece seal with 70 mm overhang all round
  as per DIN 18534-1, water exposure class W2-I
- Sealed Viega Advantix channel, adjustable frame height (5 to 15 mm)
  Compatible with Viega designer covers for Advantix channel (please order cover separately from Viega)
- Drain can be selected (prices include drain)
- Base element, set of 3 (60/20/10 mm)

					Installation height (without adhesive)				All dimensions in mm
Length A of integral channel	Width B	Dimen-sion C Channel length	Dimen-sion D	Dimen-sion E	Drain horizontal Seal water height 50 mm SV 32102LINE	Drain horizontal Seal water height 30 mm SV 32104LINE	Drain horizontal Seal water height 50 mm SV 32106LINE	Drain vertical Seal water height 50 mm SV 32100LINE	Article number
1000	800	795/750	100	125	130	110	140	50	LINE1V10080
1000	900	795/750	100	125	130	110	140	50	LINE1V10090
1000	1000	795/750	100	125	130	110	140	50	LINE1V100100
1000	1200	795/750	100	125	130	110	140	50	LINE1V100120
1200	800	945/900	100	150	130	110	140	50	LINE1V12080
1200	900	945/900	100	150	130	110	140	50	LINE1V12090
1200	1000	945/900	100	150	130	110	140	50	LINE1V120100
1200	1200	945/900	100	150	130	110	140	50	LINE1V120120

Made-to-measure manufacture (please use adjacent order form when ordering)

up to 1.00 m²	LINE1V100100S
up to 1.20 m²	LINE1V110110S
up to 1.45 m²	LINE1V120120S
up to 1.80 m²	LINE1V135135S
up to 2.25 m²	LINE1V150150S

Floor drain of your choice

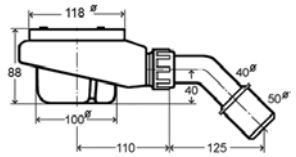	Viega Tempoplex drain, DN50 horizontal Drainage capacity 36 l/min in accordance with DIN EN 274 with stench trap, seal water height 50 mm	Please specify when ordering!	SV 32102LINE
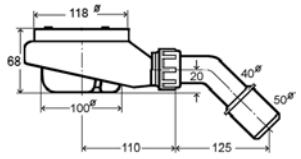	Viega Tempoplex drain, DN50 horizontal Drainage capacity 30 l/min with stench trap, seal water height 30 mm	Please specify when ordering!	SV 32104LINE
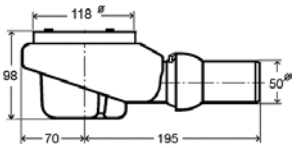	Viega Tempoplex Plus drain, DN50 horizontal Drainage capacity 51 l/min in accordance with DIN EN 274 with stench trap, seal water height 50 mm	Please specify when ordering!	SV 32106LINE
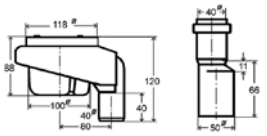	Viega Tempoplex drain, DN50 vertical Drainage capacity 36 l/min in accordance with DIN EN 274 with stench trap, seal water height 50 mm Minimum core hole 180 mm	Please specify when ordering!	SV 32100LINE

Download PDF
Installation instructions
EBA40065

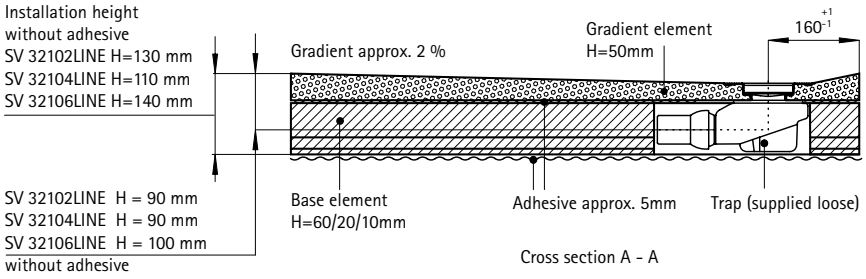

Cross section A - A

Compatible with Viega-Advantix-Rost Visign ER 1, ER3, ER 4 and ER9 for each model up to 2015

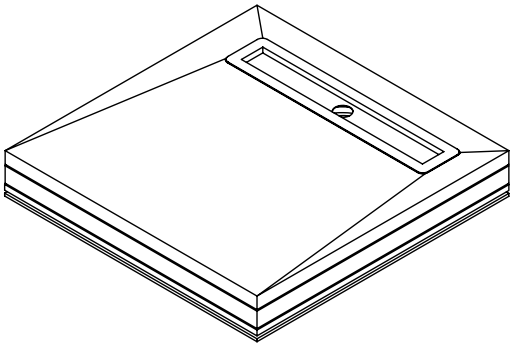

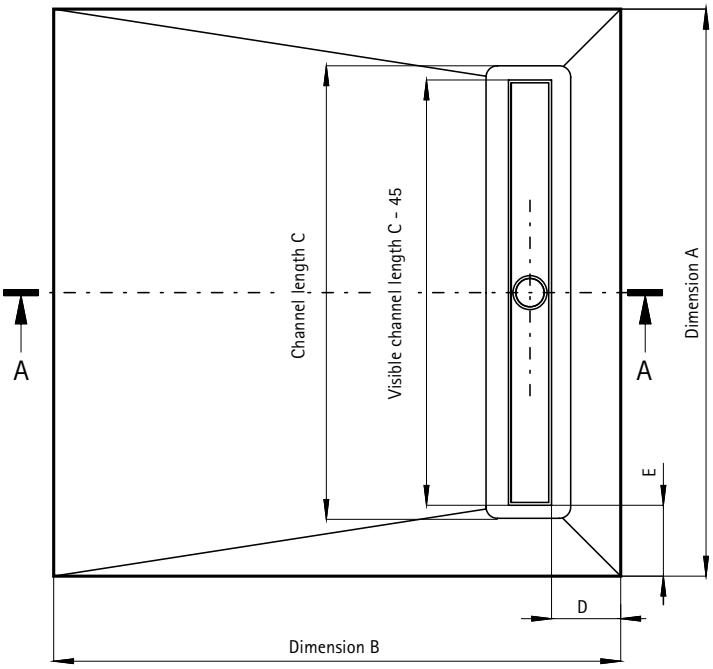

Subject to technical modifications! Date 01/2012 Sketch not to scale

General top view LINE1V

Order form with made-to-measure manufacture

Fax: +49 (0) 3745 5351

☐	mm	Length, dimension A	
☐	mm	Width, dimension B	
☐	mm	Channel length, dimension C (795, 845, 945 or 1045 mm)	
☐	mm	Channel position, dimension D, minimum 100 mm	
☐	mm	Channel position, dimension E, minimum 125 mm	
☐	Item	Horizontal drain, seal water height 50 mm	Art. No. SV 32102LINE
☐	Item	Horizontal drain, seal water height 30 mm	Art. No. SV 32104LINE
☐	Item	Horizontal drain, seal water height 50 mm	Art. No. SV 32106LINE
☐	Item	Vertical drain, seal water height 50 mm	Art. No. SV 32100LINE
☐	Set	Base element, set of 3 (60/20/10 mm) or	
☐	Item	Base element, single-section, please specify height ☐ mm	

The height of the element is based on the size and position of the channel. Area is calculated on the basis of the rectangular area.
We reserve the right to supply the element in multiple sections for logistics reasons.

Gradient on one side

- Walk-in, suitable for wheelchairs, tile size with wheelchair use ≥ 50 x 50 mm
- Recommended for recessed installation, tiles can be laid without the need for a gradient wedge.
- Rigid foam element 50/30 mm (gradient approx. 2 %)
- Factory-fitted fleece seal with 70 mm overhang all round as per DIN 18534-1, water exposure class W2-I
- Sealed Viega Advantix channel, adjustable frame height (5 to 15 mm) Compatible with Viega designer covers for Advantix channel (please order cover separately from Viega)
- Drain can be selected (prices include drain)
- Base element, set of 3 (60/20/10 mm)

					Installation height (without adhesive)				All dimensions in mm
Length A of integral channel	Width B	Dimension C Channel length	Dimen-sion D	Dimen-sion E	Drain horizontal Seal water height 50 mm SV 32102LINE	Drain horizontal Seal water height 30 mm SV 32104LINE	Drain horizontal Seal water height 50 mm SV 32106LINE	Drain vertical Seal water height 50 mm SV 32100LINE	Article number
800	1200	795/750	20	25	130	110	140	50	LINE2V80120
900	900	845/800	20	50	130	110	140	50	LINE2V9090
900	1200	845/800	20	50	130	110	140	50	LINE2V90120
900	1400	845/800	20	50	130	110	140	50	LINE2V90140
1000	800	945/900	20	50	130	110	140	50	LINE2V10080
1000	900	945/900	20	50	130	110	140	50	LINE2V10090
1000	1000	945/900	20	50	130	110	140	50	LINE2V100100
1000	1200	945/900	20	50	130	110	140	50	LINE2V100120
1200	800	1045/1000	20	100	130	110	140	50	LINE2V12080
1200	900	1045/1000	20	100	130	110	140	50	LINE2V12090
1200	1000	1045/1000	20	100	130	110	140	50	LINE2V120100
1200	1200	1045/1000	20	100	130	110	140	50	LINE2V120120

Made-to-measure manufacture (please use adjacent order form when ordering)

Base area up to 1.00 m²	LINE2V100100S
Base area up to 1.20 m²	LINE2V110110S
Base area up to 1.45 m²	LINE2V120120S
Base area up to 1.80 m²	LINE2V135135S
Base area up to 2.25 m²	LINE2V150150S

Floor drain of your choice

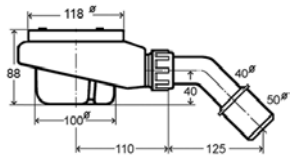	Viega Tempoplex drain, DN50 horizontal Drainage capacity 36 l/min in accordance with DIN EN 274 with stench trap, seal water height 50 mm	Please specify when ordering!	SV 32102LINE
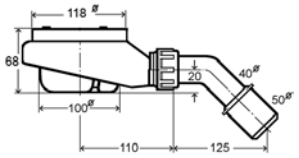	Viega Tempoplex drain, DN50 horizontal Drainage capacity 30 l/min with stench trap, seal water height 30 mm	Please specify when ordering!	SV 32104LINE
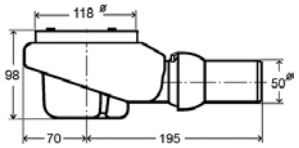	Viega Tempoplex Plus drain, DN50 horizontal Drainage capacity 51 l/min in accordance with DIN EN 274 with stench trap, seal water height 50 mm	Please specify when ordering!	SV 32106LINE
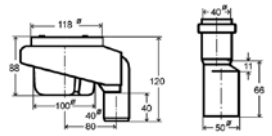	Viega Tempoplex drain, DN50 vertical Drainage capacity 36 l/min in accordance with DIN EN 274 with stench trap, seal water height 50 mm Minimum core hole 180 mm	Please specify when ordering!	SV 32100LINE

Download PDF
Installation instructions
EBA40066

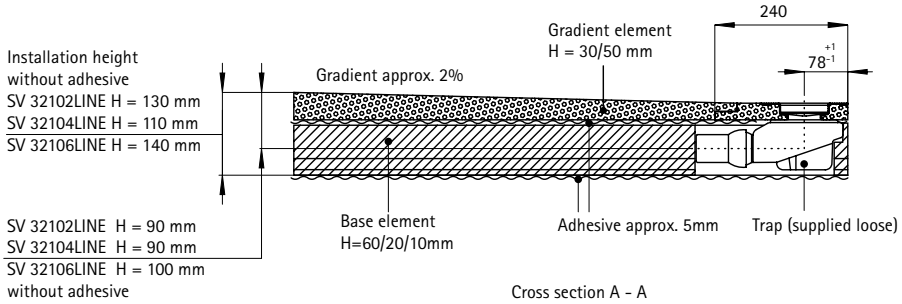

Cross section A - A

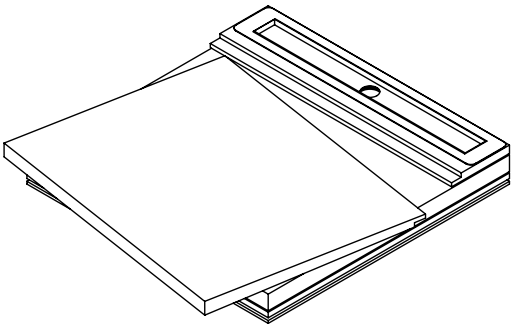

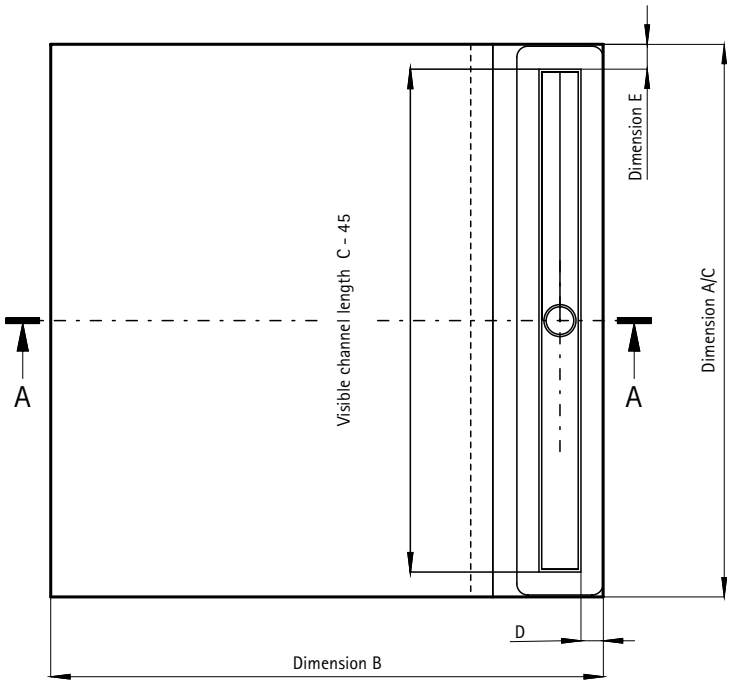

General top view LINE2V

Subject to technical modifications! Date 01/2012 Sketch not to scale

Order form with made-to-measure manufacture

Fax: +49 (0) 3745 5351

☐	mm	Length, dimension A	
☐	mm	Width, dimension B	
☐	mm	Channel length, dimension C (795, 845, 945 or 1045 mm)	
☐	mm	Channel position, dimension D, minimum 20 mm	
☐	mm	Channel position, dimension E, minimum 25 mm	
☐	Item	Horizontal drain, seal water height 50 mm	Art. No. SV 32102LINE
☐	Item	Horizontal drain, seal water height 30 mm	Art. No. SV 32104LINE
☐	Item	Horizontal drain, seal water height 50 mm	Art. No. SV 32106LINE
☐	Item	Vertical drain, seal water height 50 mm	Art. No. SV 32100LINE
☐	Set	Base element, set of 3 (60/20/10 mm) or	
☐	Item	Base element, single-section, please specify height ☐ mm	

The height of the element is based on the size and position of the channel. Area is calculated on the basis of the rectangular area
We reserve the right to supply the element in multiple sections for logistics reasons.

Gradient on one side

- Walk-in, suitable for wheelchairs, tile size with wheelchair use ≥ 50 x 50 mm
- Recommended for recessed installation, tiles can be laid without the need for a gradient wedge.
- Rigid foam element 45/25 mm (gradient approx. 2 %)
- Factory-fitted fleece seal with 70 mm overhang all round as per DIN 18534-1, water exposure class W2-I
- Sealed ACO channel, frame height 12 mm
- Base element, set of 3 (20/30/40 mm)

					Installation height (without adhesive)	All dimensions in mm
Length (A) of integral channel	Width (B)	Dimension (C) Channel length	Dimension (D)	Dimension (E)	Drain horizontal Seal water height 50 mm	Article number
800	1200	760/700	50	50	110	LINE2A80120
900	900	860/800	50	50	110	LINE2A9090
900	1000	860/800	50	50	110	LINE2A90100
900	1200	860/800	50	50	110	LINE2A90120
900	1400	860/800	50	50	115	LINE2A90140
1000	800	960/900	50	50	110	LINE2A10080
1000	900	960/900	50	50	110	LINE2A10090
1000	1000	960/900	50	50	110	LINE2A100100
1000	1200	960/900	50	50	110	LINE2A100120
1200	800	1160/1100	50	50	110	LINE2A12080
1200	900	1160/1100	50	50	110	LINE2A12090
1200	1000	1160/1100	50	50	110	LINE2A120100
1200	1200	1160/1100	50	50	110	LINE2A120120

Made-to-measure manufacture (please use adjacent order form when ordering)

up to 1.00 m²	LINE2A100100S
up to 1.20 m²	LINE2A110110S
up to 1.45 m²	LINE2A120120S
up to 1.80 m²	LINE2A135135S
up to 2.25 m²	LINE2A150150S

Floor drain

Horizontal drain Seal water height 50 mm Drainage capacity 36 l/min	included

"Designer grates and tile troughs for ACO channels" on page 103

Download PDF
Installation instructions
EBA40006

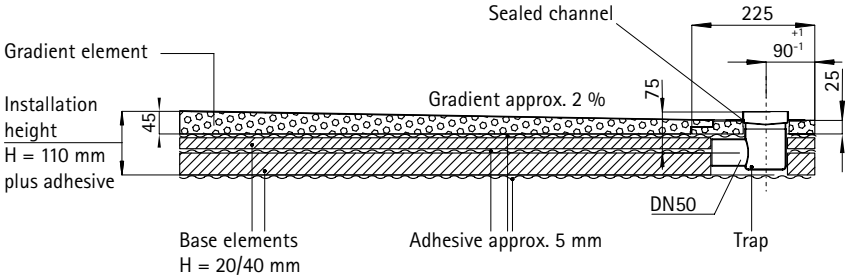

Cross section A - A

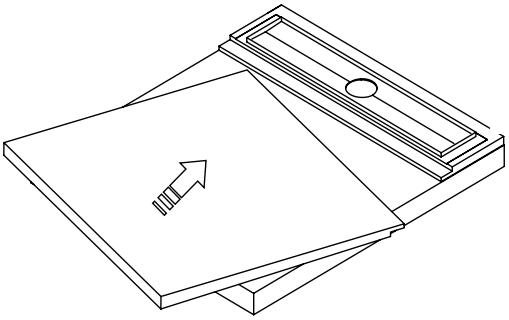

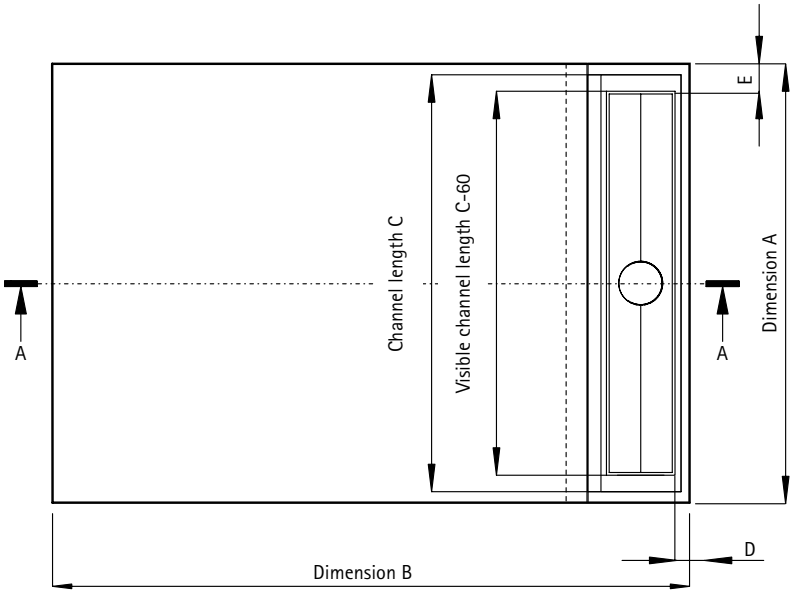

Subject to technical modifications! Date 01/2009 Sketch not to scale

General top view LINE2A

Order form with made-to-measure manufacture

Fax: +49 (0) 3745 5351

☐	mm	Length, dimension A
☐	mm	Width, dimension B
☐	mm	Channel length, dimension C (760, 860, 960 or 1160 mm)
☐	mm	Channel position, dimension D, minimum 50 mm
☐	mm	Channel position, dimension E, minimum 50 mm (Horizontal drain, seal water height 50 mm, included)
☐	Set	Base element, set of 3 (20/30/40 mm)
☐	Item	Base element, single-section, please specify height ☐ mm

The height of the element is based on the size and position of the channel. Area is calculated on the basis of the rectangular area.
We reserve the right to supply the element in multiple sections for logistics reasons.

Notes:

Designer grates and tile troughs for ACO channels

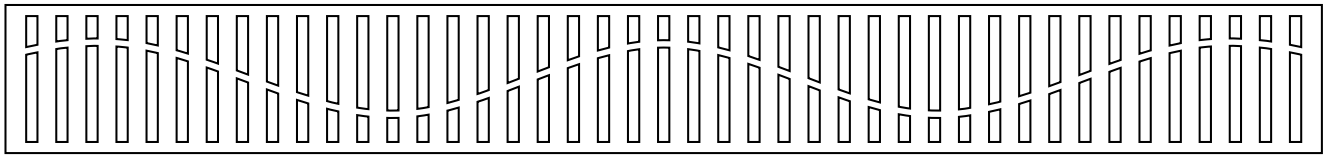

	Length (ACO channel)	Design	Article number
Wave designer grate	for ACO channel 760	polished	LINEAWAVE70
Wave designer grate	for ACO channel 860	polished	LINEAWAVE80
Wave designer grate	for ACO channel 960	polished	LINEAWAVE90
Wave designer grate	for ACO channel 1160	polished	LINEAWAVE110



Quadrato designer grate	for ACO channel 760	polished	LINEAQUADRATO70
Quadrato designer grate	for ACO channel 860	polished	LINEAQUADRATO80
Quadrato designer grate	for ACO channel 960	polished	LINEAQUADRATO90
Quadrato designer grate	for ACO channel 1160	polished	LINEAQUADRATO11

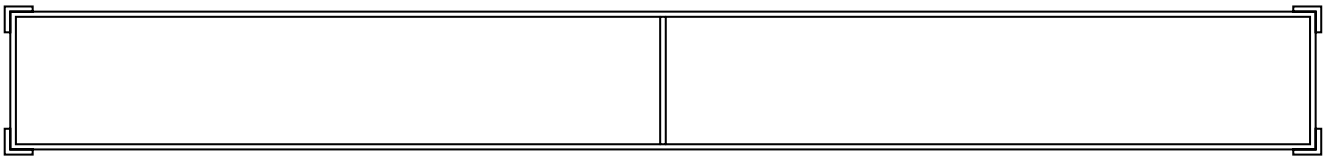

Tile trough	for ACO channel 760	LINEATILE70
Tile trough	for ACO channel 860	LINEATILE80
Tile trough	for ACO channel 960	LINEATILE90
Tile trough	for ACO channel 1160	LINEATILE110

MULTISTAR® LINE for GEBERIT channel

Gradient on one side

- 2-part hard foam element with integrated gradient
- Factory-fitted fleece seal with 70 mm overhang all round as per DIN 18534-1, water exposure class W2-I
- With sealed GEBERIT body shell set for Cleanline shower channel
- quadroU base element with adjustable feet for height adjustment easier assembly for installers with SCHEDEL 2K polyurethane foam No tile adhesive required for installation
- Quick and easy to cut to size on site for pipe laying
- Polyurethane foam and installation adhesive must be ordered separately

All dimensions in mm

Length (L) of integral channel	Width (B)	Drain	Installation Height	Article number
1.000	1.200	DN 40	95	LI2GCL41012PU
1.000	1.200	DN 50	120	LI2GCL51012PU
1.200	1.600	DN 40	100	LI2GCL41216PU
1.200	1.600	DN 50	125	LI2GCL51216PU

Made-to-measure manufacture

bis 1,45 m²	LI2GCL4145SPU
bis 1,45 m²	LI2GCL5145SPU
bis 2,25 m²	LI2GCL4225SPU
bis 2,25 m²	LI2GCL5225SPU

Floor drain

	Drain DN 50 Seal water height 50 mm Drainage capacity 48 l/min		Factory installed
	Drain DN 40 Seal water height 30 mm Drainage capacity 24 l/min		Factory installed

Accessories / installation materials

	Adjustable foot	for precise height adjustment	SH 30077
	vHybrid adhesive* 310 ml cartridge	for installing hollow-chamber base elements and channel support elements	SH 32350
	MULTISTAR® 2 K PU foam* (Pack unit, 12 no. 400 ml cartridges) PU foam is labelled with the hazard statement H 351 (formerly R-phrase R 40) and is subject to a ban on self-service in accordance with §4 (1) Chemicals Prohibition Ordinance (Date 12.2010)	for installing gradient elements onhollow-chamber base elements	SH 30070

* Important! Please note the best before date (separate information on the pack)
Installation materials are generally excluded from returns.

Download PDF
Installation instructions
EBA40486

GEBERIT

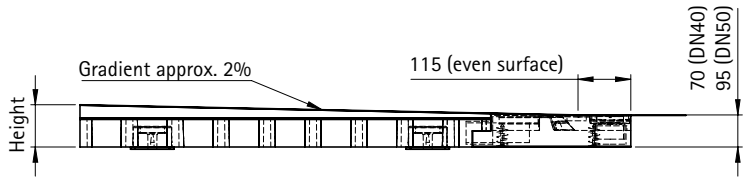

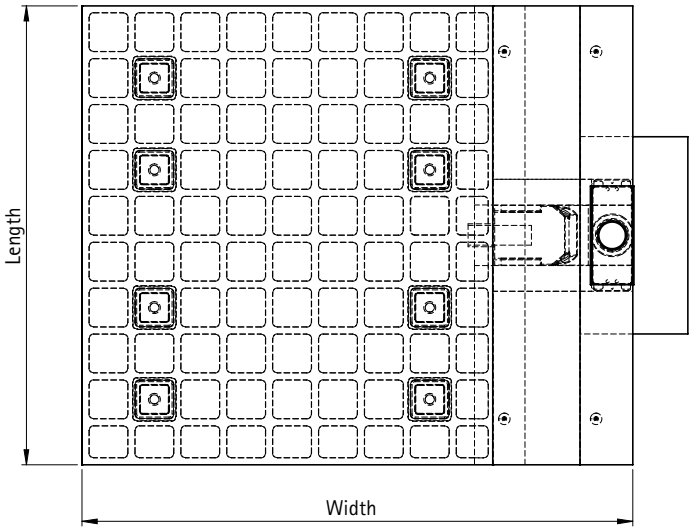

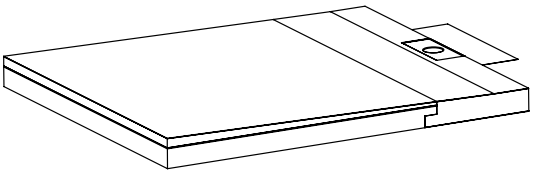

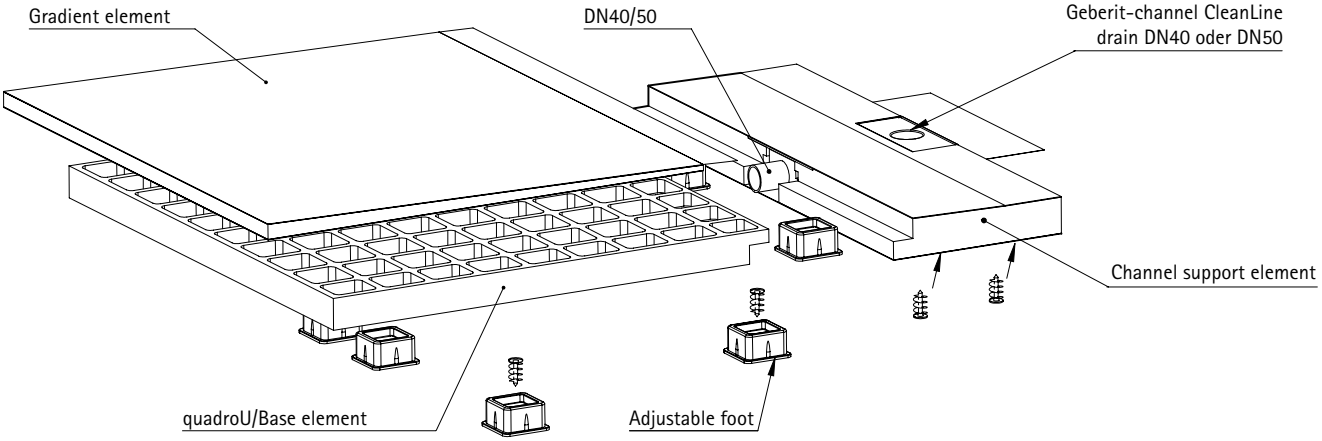

Subject to technical modifications! Date 11/2016 Sketch not to scale

Overview of MULTISTAR® LINE installation heights

for drain system:	TECE: Intelligente Haustechnik				GEBERIT	
	LINE TECE				LINE GEBERIT	
Channel	Standard	Standard	Super-flat	Super-flat	CleanLine	CleanLine
Article number	LINE1T LINE2T LINE1TW LINE2TW	LINE1T LINE2T LINE1TW LINE2TW	LINE2TS	LINE2TSW	LI2GL4	LI2GL5
Seal water height	25 mm	50 mm (DIN 274)	30 mm	30 mm	30 mm	50 mm
Horizontal drain	yes	yes	yes	yes	yes	yes
Drainage capacity	39 l/min	48 l/min	30 l/min	30 l/min	24 l/min	48 l/min
Installation depth (without adhesive) depending on the element dimensions!	120 mm with element dimensions 900 x 900 mm	140 mm with element dimensions 900 x 900 mm	85 mm with element dimensions 900 x 900 mm	90 mm with element dimensions 900 x 900 mm	95 mm with element dimensions 1000 x 1200 mm	120 mm with element dimensions 1000 x 1200 mm
Vertical drain	yes	yes (optional)	no	no	no	no
Drainage capacity	60 l/min	60 l/min				
Installation depth (without adhesive) depending on the element dimensions!	50 mm with element dimensions 900 x 900 mm	50 mm with element dimensions 900 x 900 mm				
Nominal width of drain	DN 50	DN 50	DN 40	DN 40	DN 40	DN 50
Standard sizes	yes	yes	yes	yes	yes	yes
Central channel	no	no	no	no	no	no
Off-centre channel	yes	yes	yes	yes	yes	yes
Made-to-measure products	yes	yes	yes	yes	yes	yes
Can be shortened on all sides	no	no	no	no	no	no
Wheelchair-compatible Tile size ≥ 50 x 50 mm	yes	yes	yes	yes	yes	yes
Test certificates	yes	yes	yes	yes	yes	yes
Base element(s)	yes	yes	no	no	no	no
Surface	Fleece	Fleece	Fleece	Fleece	Fleece	Fleece
Approx.gradient	2 %	2 %	2 %	2 %	2 %	2 %
Sealing tape needed	no	no	no	no	yes	yes
Frame height	12 mm	12 mm	12 mm	12 mm	-	-
Designer grate/cover (optional)	yes	yes	yes	yes	yes	yes
Tile trough (optional)	yes	yes	yes	yes	no	no
Sound protection test	*)	*)	**)	**)	**)	**)

*) Sound insulation in accordance with DIN 4109/VDI 4100 in conjunction with the SiLENCIO sound insulation system (base element required) Basement LIn 23 dB(A) measured with structure-borne sound standard in accordance with Sound Technical Report 208187-01.01, SST I, II and III are met with the installation method listed in the report. Sound insulation according to DIN EN ISO 140-8 (Reduction of transmitted impact noise) with the SiLENCIO sound insulation system LW,P = 27 dB

**) The same test results can be assumed for products which are not part of the above test report, but have similar product qualities. The accuracy and reliability of the information can only replace measured evidence obtained in an acoustics laboratory to a limited extent.

see page	Page 74 to Page 79	Page 80 to Page 81	Page 82 to Page 83	Page 104 to Page 91

Important information for the design of a walk-in shower with channel:
(Refer to adjacent drawing for installation height)

The highest point is crucial for installation.
Calculation of the highest point on the screed minus approx. 2 % gradient = Height level of channel
The total installation height with gradient is given for Schedel systems.

Overview of MULTISTAR® LINE installation heights

for drain system:	KESSEL		DALLMER viega				ACO
Channel	Linearis Comfort	Linearis Compact	Ceraline Nano	Advantix			
Article number	LINE1K LINE2K	LINE2KC	LINE2DNF LINE2DNW	LINE1V LINE2V	LINE1V LINE2V	LINE1V LINE2V	LINE2A
Seal water height	50 mm (DIN 1253)	22 mm	20 mm	30 mm	50 mm (DIN EN 274)	50 m (DIN EN 27)	50 mm
Horizontal drain	yes	yes	yes	yes SV 32104LINE	yes SV 32102LINE	yes SV 32106LINE	yes
Drainage capacity	60 l/min	30 l/min	24 l/min	30 l/min	36 l/min	51 l/min	36 l/min
Installation depth (without adhesive) depending on the element dimensions!	140 mm with element dimensions 900 x 900 mm	85 mm with element dimensions 900 x 900 mm	90 mm with element dimensions 900 x 900 mm	110 mm with element dimensions 900 x 900 mm	130 mm with element dimensions 900 x 900 mm	140 mm with element dimensions 900 x 900 mm	110 mm with element dimensions 900 x 900 mm
Vertical drain	yes (optional)	no	no	no	yes SV 32100LINE	no	
Drainage capacity	60 l/min				36 l/min		
Installation depth (without adhesive) depending on the element dimensions!	60 mm with element dimensions 900 x 900 mm				50 mm with element dimensions 900 x 900 mm		
Nominal width of drain	DN 50	DN 50	DN 50	DN 50	DN 50	DN 50	DN 50
Standard sizes	yes	yes	yes	yes	yes	yes	yes
Central channel	no	no	no	no	no	no	no
Off-centre channel	yes	yes	yes	yes	yes	yes	yes
Made-to-measure products	yes	yes	yes	yes	yes	yes	yes
Can be shortened on all sides	no	no	no	no	no	no	no
Wheelchair-compatible Tile size ≥ 50 x 50 mm	yes	yes	yes	yes	yes	yes	yes
Test certificates	yes	yes	yes	yes	yes	yes	yes
Base element(s)	yes	no	no	yes	yes	yes	yes
Surface	Fleece	Fleece	Fleece	Fleece	Fleece	Fleece	Fleece
Approx.gradient	2 %	2 %	2 %	2 %	2 %	2 %	2 %
Sealing tape needed	no	no	no	no	no	no	no
Frame height	7 - 20 mm	12 mm	2 - 30 mm	5 - 15 mm	5 - 15 mm	5 - 15 mm	12 mm
Designer grate/cover (optional)	yes included	yes included	yes / Order directly from DALLMER	yes / Order directly from VIEGA	yes / Order directly from VIEGA	yes / Order directly from VIEGA	yes
Tile trough (optional)	yes included	yes included	yes / Order directly from DALLMER	yes / Order directly from VIEGA	yes / Order directly from VIEGA	yes / Order directly from VIEGA	yes
Sound protection test	*)	*)	**)	**)	**)	**)	**)

*) Sound insulation in accordance with DIN 4109/VDI 4100 in conjunction with the SiLENCIO sound insulation system (base element required) Basement LIn 23 dB(A) measured with structure-borne sound standard in accordance with Sound Technical Report 208187-01.01, SST I, II and III are met with the installation method listed in the report. Sound insulation according to DIN EN ISO 140-8 (Reduction of transmitted impact noise) with the SiLENCIO sound insulation system LW,P = 27 dB

**) The same test results can be assumed for products which are not part of the above test report, but have similar product qualities. The accuracy and reliability of the information can only replace measured evidence obtained in an acoustics laboratory to a limited extent.

see page	Page 90 to Page 93	Page 94 to Page 95	Page 86 to Page 89	Page 96 to Page 99	Page 100 to Page 103

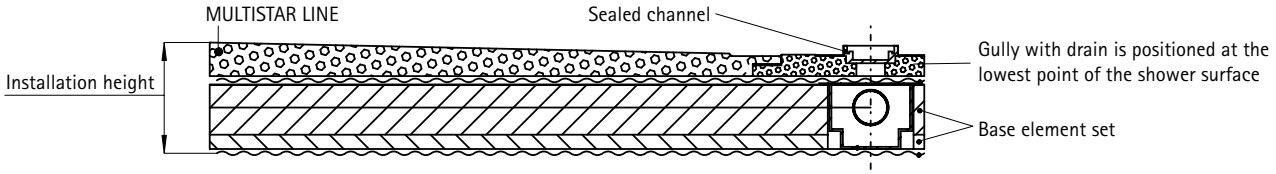

LINE TECE UNIVERSAL

Download PDF
Installation instructions
EBA40053

walk-in, tileable shower unit system 1235 x 1400 mm
can be shortened and cut on site
for on-site installation of TECE channel systems
TECEdrainline standard, TECEdrainline natural stone or TECEdrainline dry-lined

		Installation height (without adhesive)			All dimensions in mm
	Width x Length x Height	with drain super-flat Seal water height 30 mm	with drain horizontal Seal water height 25 mm	with drain horizontal Seal water height 50 mm	Article number
Channel support element for TECE channels 700, 800, 900, 1000, 1100 and 1200 mm fits TECE drains No. 6 500 04; 6 500 00 and 6 500 01	1235 x 126 x 60/85/110	60	85	110	RTET1235
Channel gradient element (gradient ≥ 2 %) for use in conjunction with the above channel support element fits TECE drains No. 6 500 00 and 6 500 01	1235 x 1245 x 110/135	no channel gradient element possible	85 - 110 depending on element dimensions	110 - 135 depending on element dimen-sions	RGET1235

RTET1235

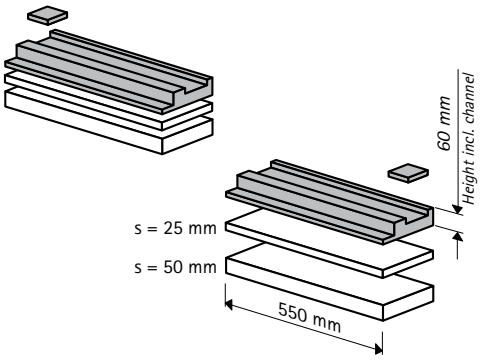

RGET1235

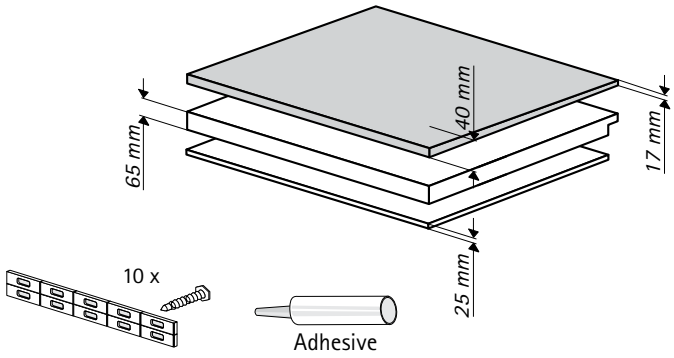

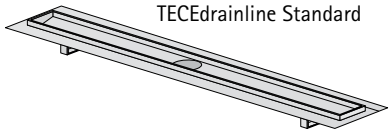
TECEdrainline Standard

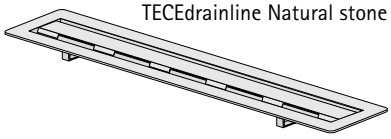
TECEdrainline Natural stone

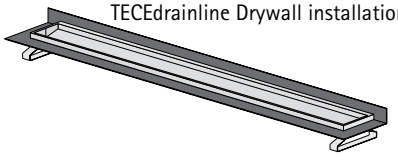
TECEdrainline Drywall installation

TECE channel not included!

recommended accessories

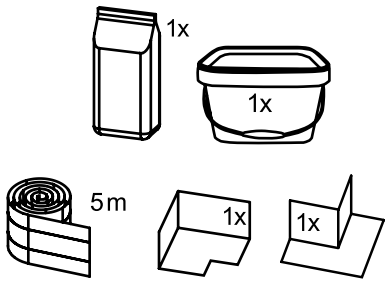

	Article number
Flexible tile adhesive* in 5 kg packs for bonding elements to the unfinished floor or the base element Use approx. 1.95 kg/m² with 6 mm toothed comb	SH 32310
Mineral-based sealing compound 2 K* in 6 kg tub (no water required) for structural sealing and composite sealing under tiles and panels use approx. 2.5 kg/m²	SH 32313N
Sealing tape, 5 m	SH 32315
Inside corner	SH 32320
Outside corner	SH 32322

* Important! Please note the best before date (separate information on the pack)
Installation materials are generally excluded from returns.

LINE Dallmer UNIVERSAL

Download PDF
Installation instructions
EBA40055

walk-in, tileable shower unit system 1200 x 1400 mm
can be shortened and cut on site
for on-site installation of Dallmer Ceraline Nano F/W channels

	Width x Length x Height	Installation height (without adhesive) with drain Seal water height 20 mm	All dimensions in mm Article number
Channel support element for all Ceraline Nano F/W channels up to 1200/1100 mm	1200 x 155 x 75	75	RTED1200
Channel gradient element (gradient ≥ 2 %) for use in conjunction with the above channel support element	1200 x1245 x 75/100	75/100	RGED1200

RTED1200

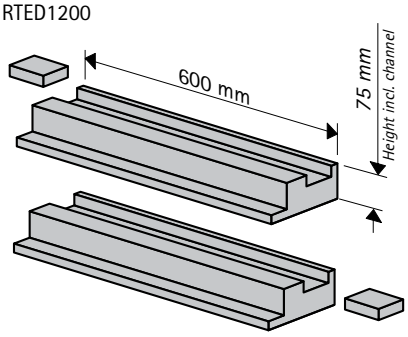

RGED1200

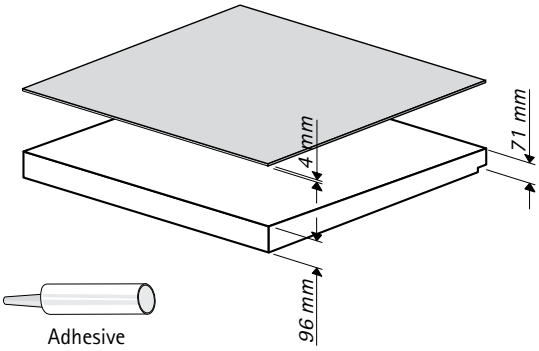

10 x

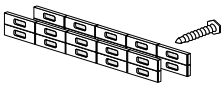

Adhesive

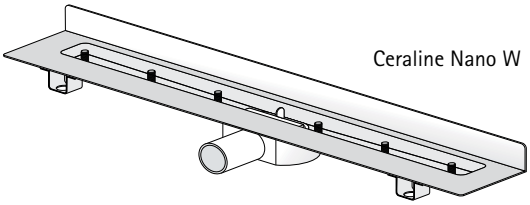

Ceraline Nano W

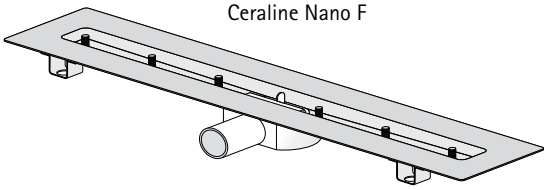

Ceraline Nano F

DALLMER channel not included!

recommended accessories

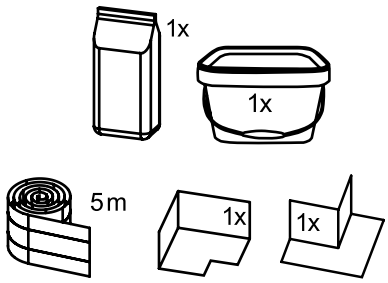

	Article number
Flexible tile adhesive* in 5 kg packs for bonding elements to the unfinished floor or the base element Use approx. 1.95 kg/m² with 6 mm toothed comb	SH 32310
Mineral-based sealing compound 2 K* in 6 kg tub (no water required) for structural sealing and composite sealing under tiles and panels use approx. 2.5 kg/m²	SH 32313N
Sealing tape, 5 m	SH 32315
Inside corner	SH 32320
Outside corner	SH 32322

* Important! Please note the best before date (separate information on the pack)
Installation materials are generally excluded from returns.

LINE KESSEL Comfort UNIVERSAL

Download PDF
Installation instructions
EBA40075

walk-in, tileable shower unit system 1220 x 1400 mm
can be shortened and cut on site
for on-site installation of KESSEL Linearis Comfort channels

	Width x Length x Height	Installation height (without adhesive) with drain Seal water height 30 mm	All dimensions in mm Article number
Channel support element for all KESSEL Linearis Comfort channels up to 1200/1150	1220 x 180 x 90	90	RTEK1220
Channel gradient element (gradient ≥ 2 %) for use in conjunction with the above channel support element	1220 x 1220 x 90/115	90/115	RGEK1220

RTEK1220

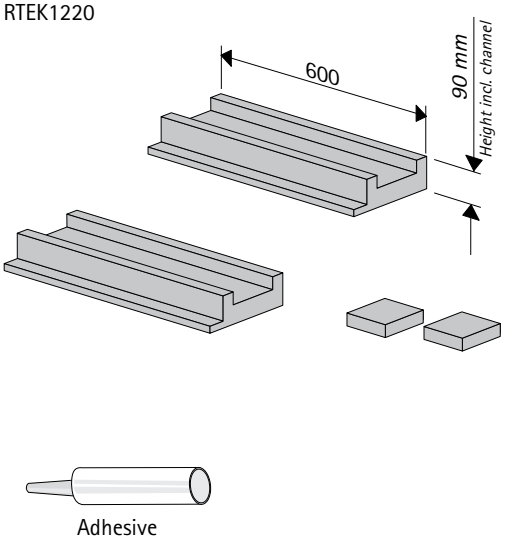

RGEK1220

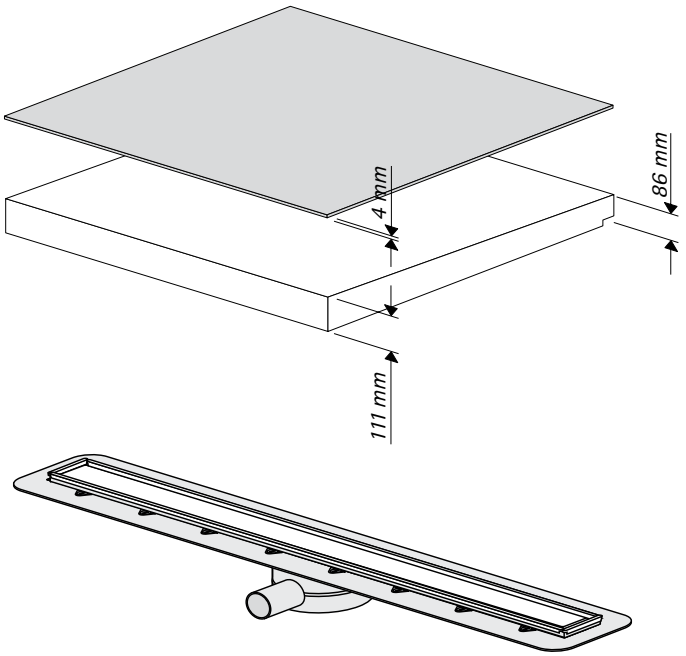

KESSEL channel not included!

recommended accessories

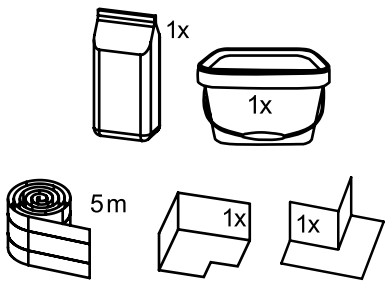

	Article number
Flexible tile adhesive* in 5 kg packs for bonding elements to the unfinished floor or the base element Use approx. 1.95 kg/m² with 6 mm toothed comb	SH 32310
Mineral-based sealing compound 2 K* in 6 kg tub (no water required) for structural sealing and composite sealing under tiles and panels use approx. 2.5 kg/m²	SH 32313N
Sealing tape, 5 m	SH 32315
Inside corner	SH 32320
Outside corner	SH 32322

* Important! Please note the best before date (separate information on the pack)
Installation materials are generally excluded from returns.

LINE KESSEL Compact UNIVERSAL

Download PDF
Installation instructions
EBA40074

walk-in, tileable shower unit system 1220 x 1400 mm
can be shortened and cut on site
for on-site installation of KESSEL Linearis Compact channels

	Width x Length x Height	Installation height (without adhesive) with drain Seal water height 30 mm	All dimensions in mm Article number
Channel support element for all KESSEL Linearis Compact channels up to 1200/1150	1220 x 137 x 65	65	RTEKC1220
Channel gradient element (gradient ≥ 2 %) for use in conjunction with the above channel support element	1220 x 1263 x 65/90	65/90	RGEKC1220

RTEKC1220

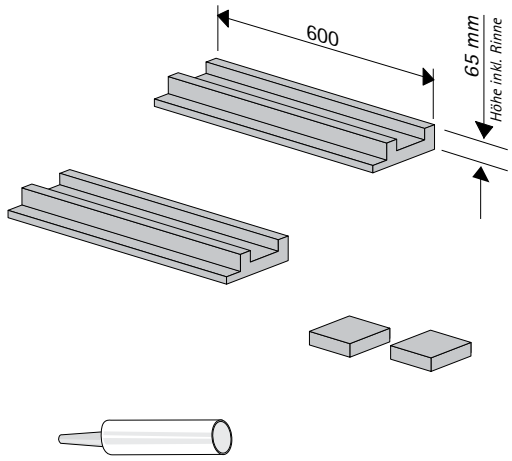

Adhesive

RGEKC1220

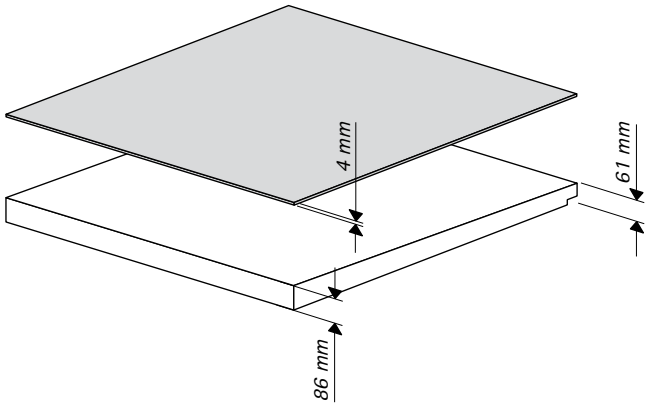

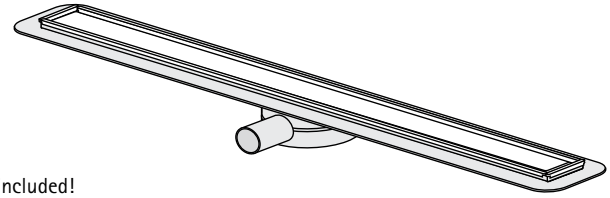

KESSEL channel not included!

recommended accessories

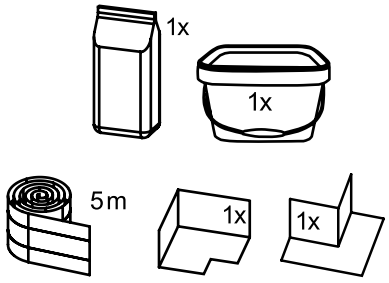

	Article number
Flexible tile adhesive* in 5 kg packs for bonding elements to the unfinished floor or the base element Use approx. 1.95 kg/m² with 6 mm toothed comb	SH 32310
Mineral-based sealing compound 2 K* in 6 kg tub (no water required) for structural sealing and composite sealing under tiles and panels use approx. 2.5 kg/m²	SH 32313N
Sealing tape, 5 m	SH 32315
Inside corner	SH 32320
Outside corner	SH 32322

* Important! Please note the best before date (separate information on the pack)
Installation materials are generally excluded from returns.

LINE Viega UNIVERSAL

walk-in, tileable shower unit system 1300 x 1400 mm
can be shortened and cut on site
for on-site installation of the Viega Advantix Vario channel

Download PDF
Installation instructions
EBA40073

	Width x Length x Height	Installation height (without adhesive) with drain Seal water height 20 mm	All dimensions in mm Article number
Channel support element for use with the Viega Advantix Vario channel	1300 x 110 x 95	95	RTEV1300
Channel gradient element (gradient ≥ 2 %) for use in conjunction with the above channel support element	1300 x 1290 x 95/120	95/120	RGEV1300

RTEV1300

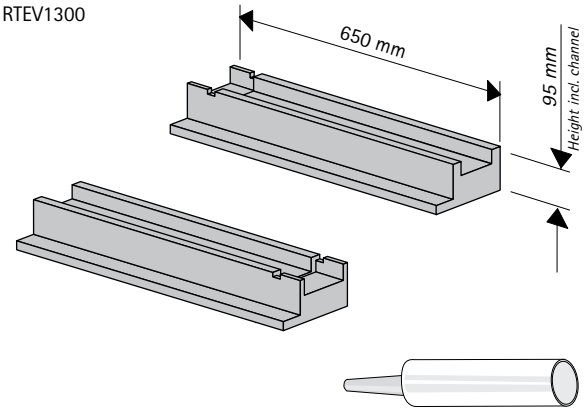

Viega Advantix Vario channel not included!

RGEV1300

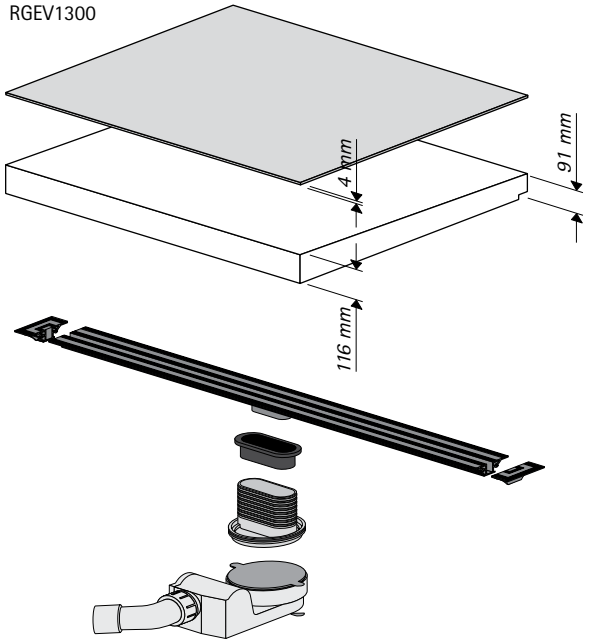

recommended accessories

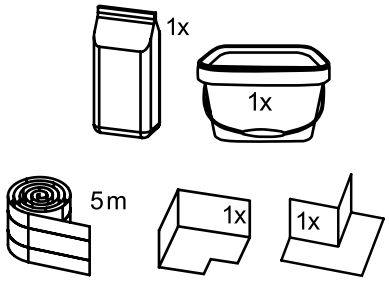

	Article number
Flexible tile adhesive* in 5 kg packs for bonding elements to the unfinished floor or the base element Use approx. 1.95 kg/m² with 6 mm toothed comb	SH 32310
Mineral-based sealing compound 2 K* in 6 kg tub (no water required) for structural sealing and composite sealing under tiles and panels use approx. 2.5 kg/m²	SH 32313N
Sealing tape, 5 m	SH 32315
Inside corner	SH 32320
Outside corner	SH 32322

* Important! Please note the best before date (separate information on the pack)
Installation materials are generally excluded from returns.

LINE ESS UNIVERSAL

walk-in, tileable shower unit system 1235 x 1400 mm
can be shortened and cut on site
for on-site installation of ESS channel systems
ESS Modulo M-1 or ESS Modulo M-2

Download PDF
Installation instructions
EBA40052

		Installation height (without adhesive)		All dimensions in mm
	Width x Length x Height	with horizontal drain Seal water height 25 mm	with horizontal drain Seal water height 50 mm	Article number
Channel support element for ESS channels Modulo M-1 and M-2 700, 800, 900, 1000, 1100 and 1200 mm	1235 x 115 x 90/100	90	100	RTEE1200
Channel gradient element (gradient ≥ 2 %) for use in conjunction with the above channel support element	1235 x 1285 x 125/115	90 - 115 depending on element dimensions	100 - 125 depending on element dimensions	RGEE1200

RTEE1200

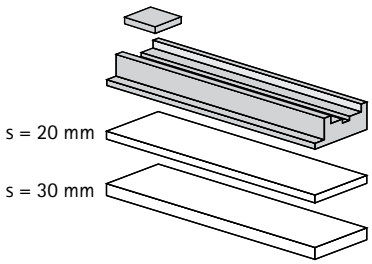

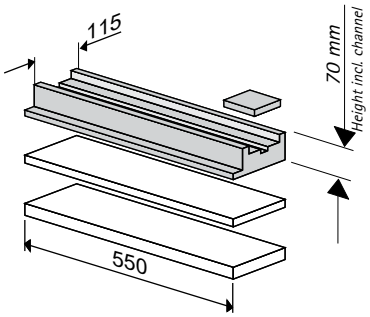

RGEE1200

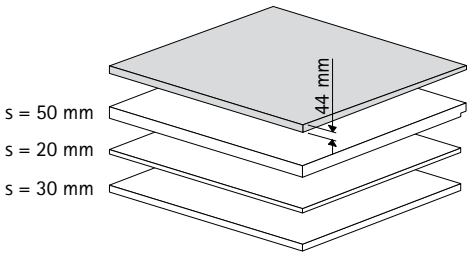

Modulo M-1

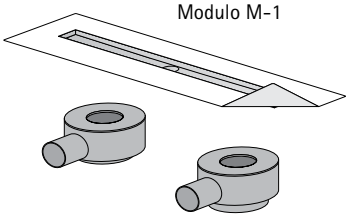

Modulo M-2

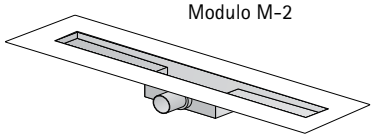

ESS channel not included!

recommended accessories

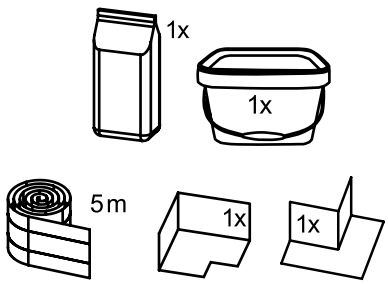

	Article number
Flexible tile adhesive* in 5 kg packs for bonding elements to the unfinished floor or the base element Use approx. 1.95 kg/m² with 6 mm toothed comb	SH 32310
Mineral-based sealing compound 2 K* in 6 kg tub (no water required) for structural sealing and composite sealing under tiles and panels use approx. 2.5 kg/m²	SH 32313N
Sealing tape, 5 m	SH 32315
Inside corner	SH 32320
Outside corner	SH 32322

* Important! Please note the best before date (separate information on the pack)
Installation materials are generally excluded from returns.

Walk-in shower elements for wall drainage

with surface made of mineral material

for tiling

www.schedel-badinnovation.de

Shower elements with surface made of mineral material

MULTISTAR® Systemboard^{PLUS} for GEBERIT wall drains

- even to floor level, wheelchair accessible
- with high-quality surface made of mineral material, 6 mm
- anti-slip as per DIN 51097, Group B
- jointless surface to the locally installed bonding
- with integrated gradient of approx. 2 %
- factory-fitted fleece seal with 70 mm overhang all round as per DIN 18534-1, water exposure class W2-I
- incl. substructure elements 20/30/40/50 mm
- suitable for GEBERIT wall drains DUOFIX 111.581.00.1 - DUOFIX 111.580.00.1 - DUOFIX 111.589.00.1 - DUOFIX 111.587.00.1 DUOFIX 111.593.00.1 - DUOFIX 111.591.00.1 GIS 461.736.00.1 - GIS 461.734.00.1 - Sanbloc 440.736.00.1 - Sanbloc 440.734.00.1 Kombifix 457.536.00.1 - Kombifix 457.534.00.1

Dimensions in mm

Dimension A Installation of channel	Dimension B	Height H1 excluding substructure	Height H2 excluding substructure	Article number
900	900	50	30	WP29090XXX
900	1200	55	30	WP290120XXX
900	1400	60	30	WP290140XXX
1000	1000	50	30	WP2100100XXX
1000	1200	55	30	WP2100120XXX
1000	1400	60	30	WP2100140XXX
1200	1200	55	30	WP2120120XXX

Special design

min. 800	Floor area up to 1,00 m²	WP2100SXXX
min. 800	Floor area up to 1,20 m²	WP2120SXXX
min. 800	Floor area up to 1,45 m²	WP2145SXXX
min. 800	Floor area up to 1,80 m²	WP2180SXXX
min. 800	Floor area up to 2,25 m²	WP2225SXXX

xxx = Surface (e.g. WP290120008 = SYSTEMBOARD^{PLUS} 900 x 1200 mm in LIGHT GREY)

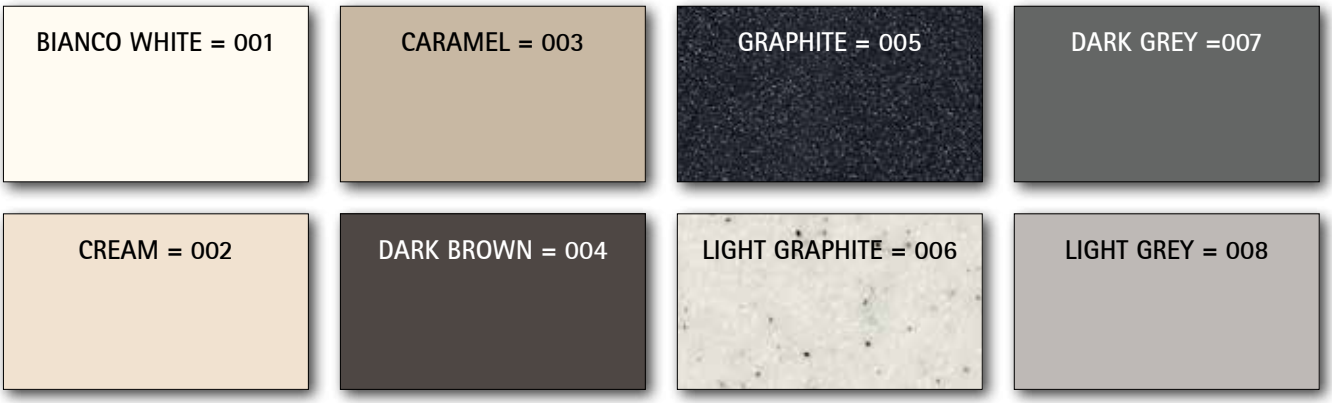

Download PDF
Installation instructions
EBA40494

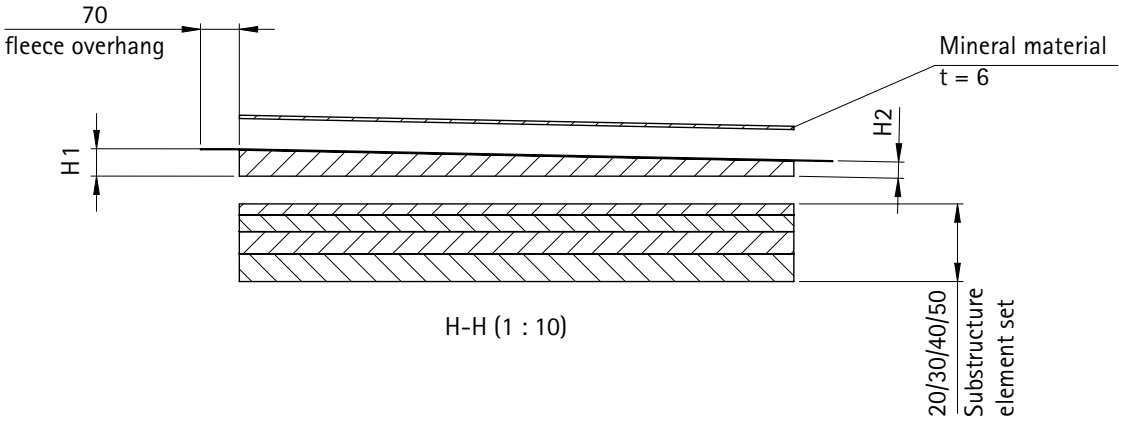

H-H (1 : 10)

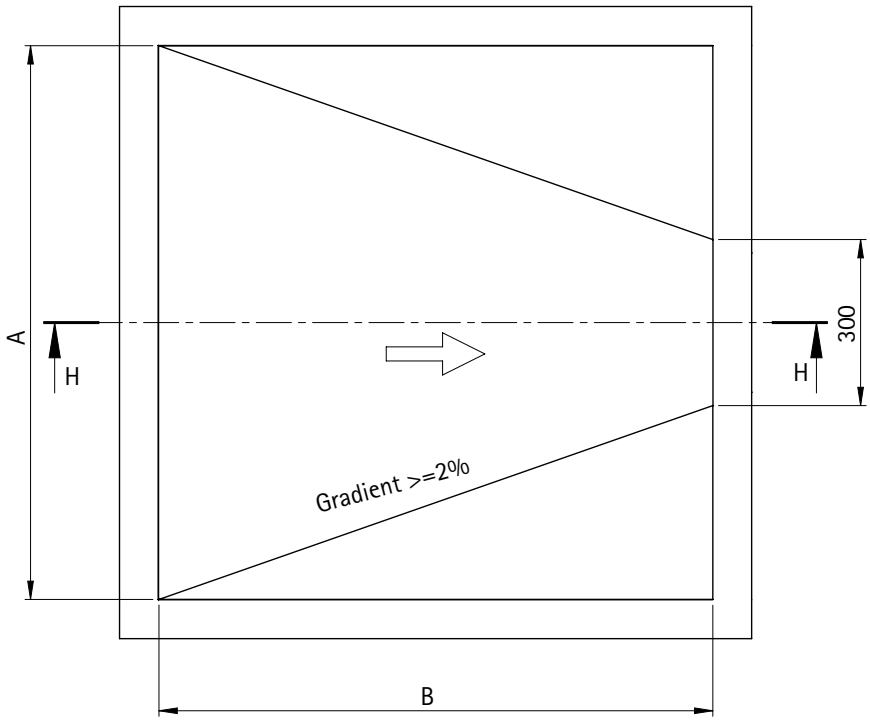

Plan view

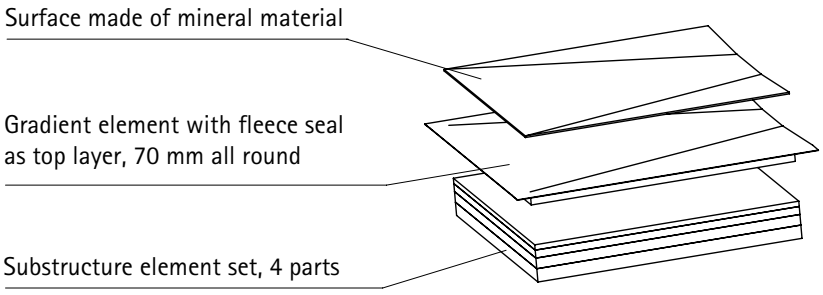

Shower elements for tiling

MULTISTAR® SYSTEM BOARD GEBERIT for wall drains

- Rigid foam gradient element with integral system gradient approx. 2 %
- Factory-sealed as per DIN 18534-1, water exposure class W2-I
- Walk-in, can be immediately tiled, wheelchair-compatible (tile size with wheelchair use ≥ 50 x 50 mm)

Download PDF
Installation instructions
EBA40102

wall drains than can be used with all system boards:
DUOFIX 111.581.00.1 - DUOFIX 111.580.00.1 - DUOFIX 111.589.00.1 - DUOFIX 111.587.00.1 - DUOFIX 111.593.00.1 - DUOFIX 111.591.00.1
GIS 461.736.00.1 - GIS 461.734.00.1 - Sanbloc 440.736.00.1 - Sanbloc 440.734.00.1 - Kombifix 457.536.00.1 - Kombifix 457.534.00.1
(Drains not included, please order separately from GEBERIT.)

Gradient element G2

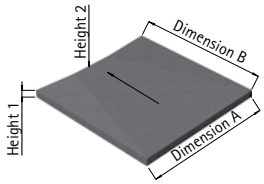

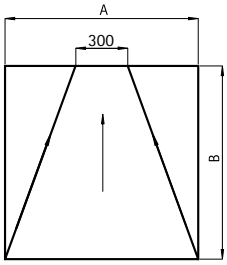

All dimensions in mm

Dimension (A)	Dimension (B)	Height (H1)	Height (H2)	Article number
900	900	50	30	G2 9090OU
900	1200	55	30	G2 90120OU
900	1400	60	30	G2 90140OU
1000	1000	50	30	G2 100100OU
1000	1200	55	30	G2 100120OU
1000	1400	60	30	G2 100140OU
1200	1200	55	30	G2 120120OU
Made-to-measure manufacture (please use adjacent order form)				
min. 800	Base area up to 1.45 m²			G2 120120SOU
min. 800	Base area up to 2.25 m²			G2 150150SOU

Gradient element G4

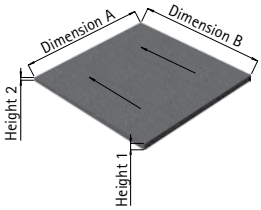

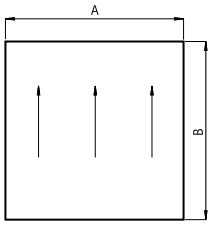

All dimensions in mm

Dimension (A)	Dimension (B)	Height (H1)	Height (H2)	Article number
900	900	50	30	G4 9090OU
900	1200	55	30	G4 90120OU
900	1400	60	30	G4 90140OU
1000	1000	50	30	G4 100100OU
1000	1200	55	30	G4 100120OU
1000	1400	60	30	G4 100140OU
1200	1200	55	30	G4 120120OU
Made-to-measure manufacture (please use adjacent order form)				
min. 800	Base area up to 1.45 m²			G4 120120SOU
min. 800	Base area up to 2.25 m²			G4 150150SOU

GEBERIT

- Rigid foam element without gradient
- Factory-sealed as per DIN 18534-1, water exposure class W2-I
- Walk-in, can be immediately tiled, wheelchair-compatible (tile size with wheelchair use ≥ 50 x 50 mm)

Element to extend shower area

mineral-based seal, load classes A1/A2



All dimensions in mm

Dimension (A)	Dimension (B)	Height	Article number
900	900	50	GERW9090
1000	900	50	GERW10090
1200	900	50	GERW12090

Base element, set of 4 (20/30/40/50 mm)

for height adjustment on site
fits gradient elements G2 and G4 and the shower area extension element



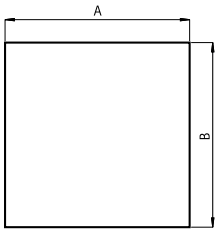

All dimensions in mm

Dimension (A)	Dimension (B)	Height	Article number
900	900	20/30/40/50	UBE9090
900	1000	20/30/40/50	UBE90100
900	1200	20/30/40/50	UBE90120
900	1400	20/30/40/50	UBE90140
1000	1000	20/30/40/50	UBE100100
1000	1200	20/30/40/50	UBE100120
1000	1400	20/30/40/50	UBE100140
1200	1200	20/30/40/50	UBE120120
Made-to-measure manufacture (please use order form)			
min. 800	Base area up to 1.45 m²		UBE120120S
min. 800	Base area up to 2.25 m²		UBE150150S

Order form with made-to-measure manufacture

Fax: +49 (0) 3745 5351

Length, dimension A	☐	mm
Width, dimension B	☐	mm
Screed height on site	☐	mm
Version G2	☐	
Version G4	☐	
Base element, set of 4 (20/30/40/50 mm)	☐	

MULTISTAR® SYSTEM BOARD GEBERIT BASIC for Sanbloc wall drains

Walk-in, can be tiled, wheelchair-compatible (tile size with wheelchair use ≥ 50 x 50 mm)
consisting of
- Rigid foam gradient element with integral system gradient approx. 2 %
- Factory-sealed as per DIN 18534-1, water exposure class W2-I
- Base element for height adjustment on site

Please order wall drain separately from the manufacturer!

Download PDF
Installation instructions
EBA40456

BASIC Sanbloc

consisting of adapter, gradient element, base element (20/30/40/50 mm)

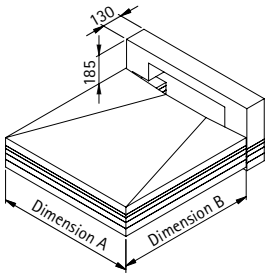

All dimensions in mm

Dimension (A)	Dimension (B)	Height of gradient element	Article number
900	900	50	GS9090
900	1200	55	GS90120
900	1400	60	GS90140
1000	1000	50	GS100100
1000	1200	55	GS100120
1000	1400	60	GS100140
1200	1200	55	GS120120

BASIC Sanbloc with seat

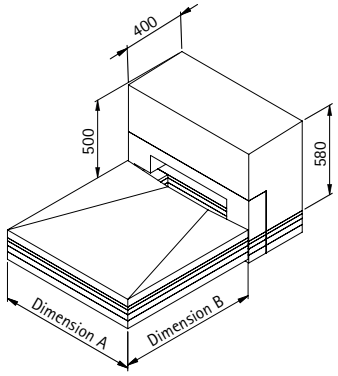

All dimensions in mm

Dimension (A)	Dimension (B)	Height of gradient element	Article number
900	900	50	GS9090S
900	1200	55	GS90120S
900	1400	60	GS90140S
1000	1000	50	GS100100S
1000	1200	55	GS100120S
1000	1400	60	GS100140S
1200	1200	55	GS120120S

Basic Sanbloc with wall 120

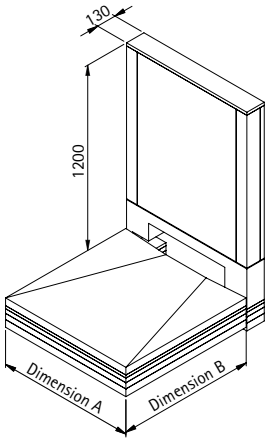

All dimensions in mm

Dimension (A)	Dimension (B)	Height of gradient element	Article number
900	900	50	GS9090W120
900	1200	55	GS90120W120
900	1400	60	GS90140W120
1000	1000	50	GS100100W120
1000	1200	55	GS100120W120
1000	1400	60	GS100140W120
1200	1200	55	GS120120W120

GEBERIT

Basic Sanbloc with wall 250

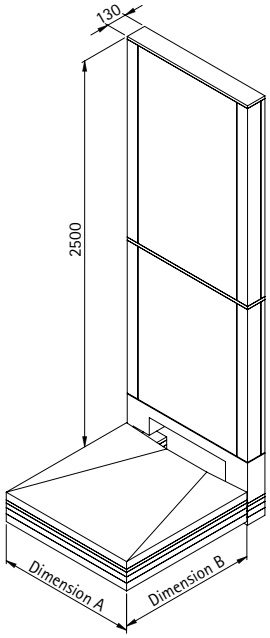

All dimensions in mm

Dimension (A)	Dimension (B)	Height of gradient element	Article number
900	900	50	GS9090W250
900	1200	55	GS90120W250
900	1400	60	GS90140W250
1000	1000	50	GS100100W250
1000	1200	55	GS100120W250
1000	1400	60	GS100140W250
1200	1200	55	GS120120W250

Basic Sanbloc with wall 250 and installation duct

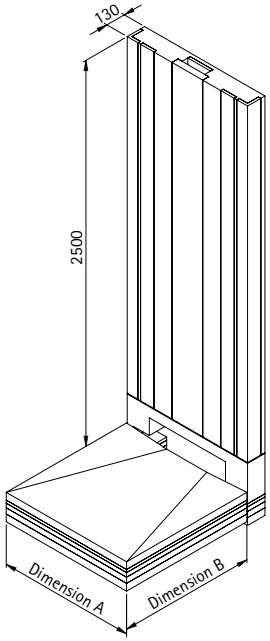

All dimensions in mm

Dimension (A)	Dimension (B)	Height of gradient element	Article number
900	900	50	GS9090W250IS
900	1200	55	GS90120W250IS
900	1400	60	GS90140W250IS
1000	1000	50	GS100100W250IS
1000	1200	55	GS100120W250IS
1000	1400	60	GS100140W250IS
1200	1200	55	GS120120W250IS

Elements to extend the shower area and suitable base elements (see Page 119) can also be used with the BASIC systems.

Download PDF
Installation instructions
EBA40440

Gradient element K2

Rigid foam gradient element with integral system gradient approx. 2 %
Walk-in, can be immediately tiled, wheelchair-compatible (tile size with wheelchair use ≥ 50 x 50 mm)
Factory-sealed as per DIN 18534-1, water exposure class W2-I
Please order wall drain separately from the manufacturer!

All dimensions in mm



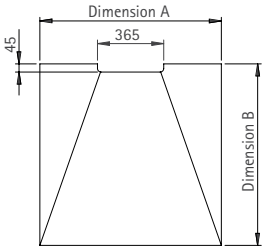

Dimension (A)	Dimension (B)	Height	Article number
900	900	35	K2 9090OU
900	1200	40	K2 90120OU
900	1400	45	K2 90140OU
1000	1000	35	K2 100100OU
1000	1200	40	K2 100120OU
1000	1400	45	K2 100140OU
1200	1200	40	K2 120120OU
Made-to-measure manufacture (please use adjacent order form)			
min. 800	Base area up to 1.45 m²		K2 120120SOU
min. 800	Base area up to 2.25 m²		K2 150150SOU

Element to extend shower area

Rigid foam element without gradient
Walk-in, can be immediately tiled, wheelchair-compatible (tile size with wheelchair use ≥ 50 x 50 mm)
Factory-sealed as per DIN 18534-1, water exposure class W2-I

All dimensions in mm



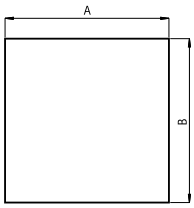

Dimension (A)	Dimension (B)	Height	Article number
900	900	50	GERW9090
1000	900	50	GERW10090
1200	900	50	GERW12090

KESSEL

Base element, set of 4 (20/30/40/50 mm)

For height adjustment on site
Fits gradient elements K2 and shower area extension elements



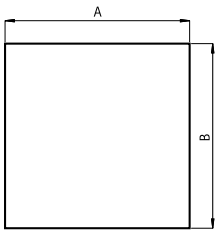

All dimensions in mm

Dimension (A)	Dimension (B)	Heights	Article number
900	900	20/30/40/50	UBE9090
900	1000	20/30/40/50	UBE90100
900	1200	20/30/40/50	UBE90120
900	1400	20/30/40/50	UBE90140
1000	1000	20/30/40/50	UBE100100
1000	1200	20/30/40/50	UBE100120
1000	1400	20/30/40/50	UBE100140
1200	1200	20/30/40/50	UBE120120
Made-to-measure manufacture (please use order form)			
min. 800	Base area up to 1.45 m²		UBE120120S
min. 800	Base area up to 2.25 m²		UBE150150S

Order form with made-to-measure manufacture

Fax: +49 (0) 3745 5351

Length, dimension A	☐	mm
Width, dimension B	☐	mm
Screed height on site	☐	mm
Base element, set of 4 (20/30/40/50 mm)	☐	

MULTISTAR® SYSTEM BOARD KESSEL for Scada wall drains

Walk-in, can be tiled, wheelchair-compatible (tile size with wheelchair use ≥ 50 x 50 mm)
consisting of
- Rigid foam gradient element with integral system gradient ≥ 2 %
- Factory-sealed as per DIN 18534-1, water exposure class W2-I
- Base element for height adjustment on site

Please order wall drain separately from the manufacturer!

Download PDF
Installation instructions
EBA40440

BASIC Scada

consisting of adapter, gradient element, base element (20/30/40/50 mm)

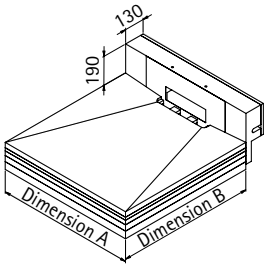

All dimensions in mm

Dimension (A)	Dimension (B)	Height of gradient element	Article number
900	900	35	KS9090
900	1200	40	KS90120
900	1400	45	KS90140
1000	1000	35	KS100100
1000	1200	40	KS100120
1000	1400	45	KS100140
1200	1200	40	KS120120

BASIC Scada with seat

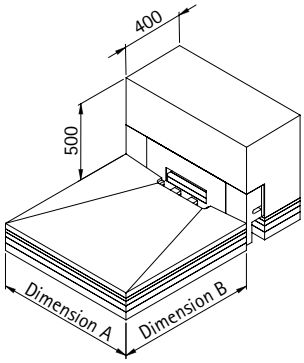

All dimensions in mm

Dimension (A)	Dimension (B)	Height of gradient element	Article number
900	900	35	KS9090S
900	1200	40	KS90120S
900	1400	45	KS90140S
1000	1000	35	KS100100S
1000	1200	40	KS100120S
1000	1400	45	KS100140S
1200	1200	40	KS120120S

Basic Scada with wall 120

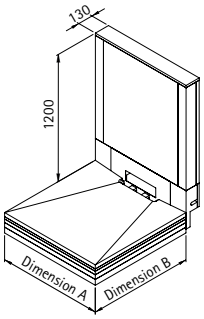

All dimensions in mm

Dimension (A)	Dimension (B)	Height of gradient element	Article number
900	900	35	KS9090W120
900	1200	40	KS90120W120
900	1400	45	KS90140W120
1000	1000	35	KS100100W120
1000	1200	40	KS100120W120
1000	1400	45	KS100140W120
1200	1200	40	KS120120W120

KESSEL

Basic Scada with wall 250

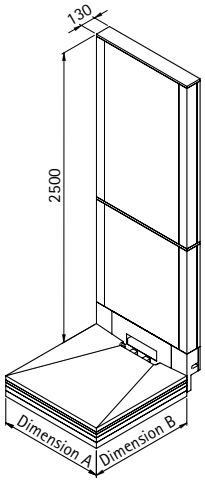

All dimensions in mm

Dimension (A)	Dimension (B)	Height of gradient element	Article number
900	900	35	KS9090W250
900	1200	40	KS90120W250
900	1400	45	KS90140W250
1000	1000	35	KS100100W250
1000	1200	40	KS100120W250
1000	1400	45	KS100140W250
1200	1200	40	KS120120W250

Basic Scada with wall 250 and installation duct

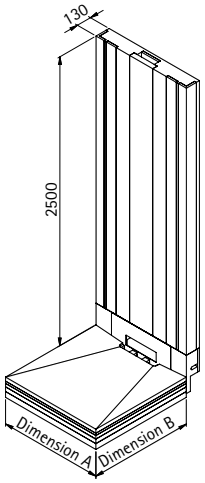

All dimensions in mm

Dimension (A)	Dimension (B)	Height of gradient element	Article number
900	900	35	KS9090W250IS
900	1200	40	KS90120W250IS
900	1400	45	KS90140W250IS
1000	1000	35	KS100100W250IS
1000	1200	40	KS100120W250IS
1000	1400	45	KS100140W250IS
1200	1200	40	KS120120W250IS

Elements to extend the shower area and suitable base elements (see Page 122 bis Page 123) can also be used with the BASIC systems.

MULTISTAR® modular system for Kaldewei Xetis

System solution with shower area support

All dimensions in mm

BASIC module

consisting of adapter, shower area support (H = 115 mm) and base element (H = 20/40 mm)

Download PDF
Installation instructions
EBA40400

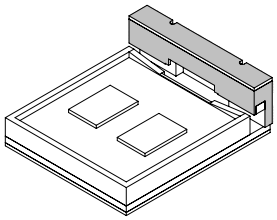

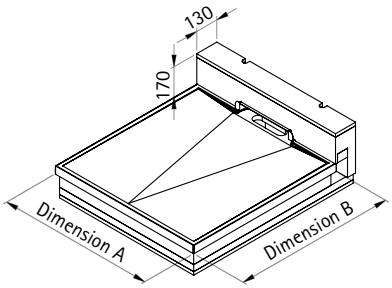

Figure shows Schedel kit	Figure shows Kaldewei Xetis shower area	Model no. Kaldewei	Dimensions of shower area Dimension A	Dimension B	Article number
		885	900	900	KX9090
		886	1000	1000	KX100100
		887	1200	800	KX12080
		888	1200	900	KX12090
		889	1200	1000	KX120100
		890	1200	1200	KX120120
		891	1400	800	KX14080
		892	1400	900	KX14090
		893	1400	1000	KX140100
		894	1700	900	KX17090
		895	1700	1000	KX170100
		896	1800	900	KX18090
		897	1800	1000	KX180100

BASIC module with seating element

Download PDF
Installation instructions
EBA40401

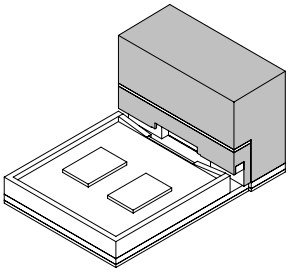

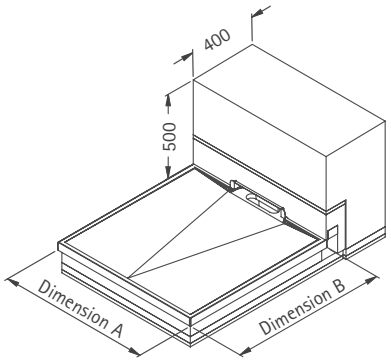

Figure shows Schedel kit	Figure shows Kaldewei Xetis shower area	Model no. Kaldewei	Dimensions of shower area Dimension A	Dimension B	Article number
		885	900	900	KX9090S
		886	1000	1000	KX100100S
		887	1200	800	KX12080S
		888	1200	900	KX12090S
		889	1200	1000	KX120100S
		890	1200	1200	KX120120S
		891	1400	800	KX14080S
		892	1400	900	KX14090S
		893	1400	1000	KX140100S
		894	1700	900	KX17090S
		895	1700	1000	KX170100S
		896	1800	900	KX18090S
		897	1800	1000	KX180100S

BASIC module with WALL module 110 wall element (half-height)

Download PDF
Installation instructions
EBA40402

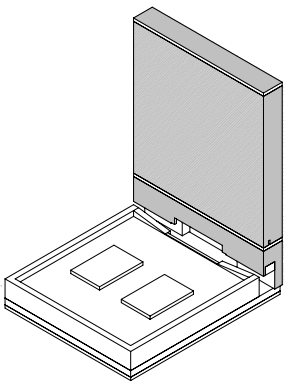

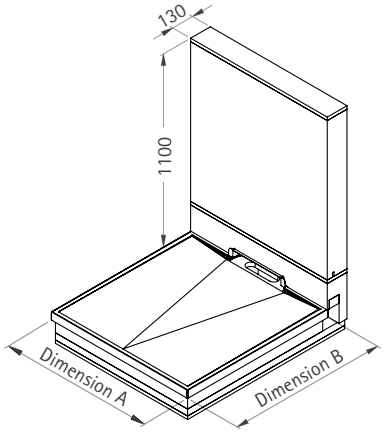

Figure shows Schedel kit	Figure shows Kaldewei Xetis shower area	Model no. Kaldewei	Dimensions of shower area Dimension A	Dimension B	Article number
		885	900	900	KX9090W110
		886	1000	1000	KX100100W110
		887	1200	800	KX12080W110
		888	1200	900	KX12090W110
		889	1200	1000	KX120100W110
		890	1200	1200	KX120120W110
		891	1400	800	KX14080W110
		892	1400	900	KX14090W110
		893	1400	1000	KX140100W110
		894	1700	900	KX17090W110
		895	1700	1000	KX170100W110
		896	1800	900	KX18090W110
		897	1800	1000	KX180100W110

Xetis shower area is not included!

All dimensions in mm

Figure shows Schedel kit	Figure shows Kaldewei Xetis shower area	Model no. Kaldewei	Dimensions of shower area Dimension A	Dimension B	Article number

BASIC module with WALL module 250 wall element (full-height)

Download PDF
Installation instructions
EBA40403

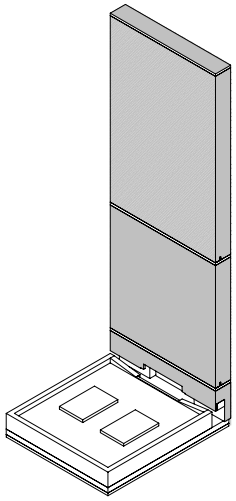

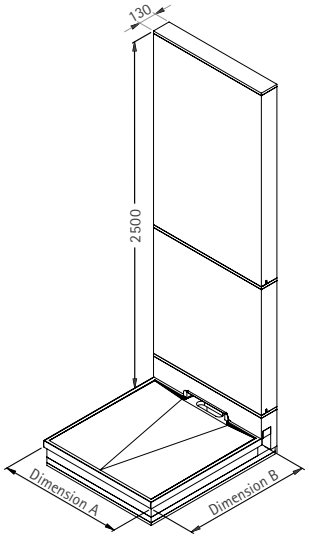

885	900	900	KX9090W250
886	1000	1000	KX100100W250
887	1200	800	KX12080W250
888	1200	900	KX12090W250
889	1200	1000	KX120100W250
890	1200	1200	KX120120W250
891	1400	800	KX14080W250
892	1400	900	KX14090W250
893	1400	1000	KX140100W250
894	1700	900	KX17090W250
895	1700	1000	KX170100W250
896	1800	900	KX18090W250
897	1800	1000	KX180100W250

BASIC module with WALL module 250 wall element (full-height) with installation duct

Download PDF
Installation instructions
EBA40404

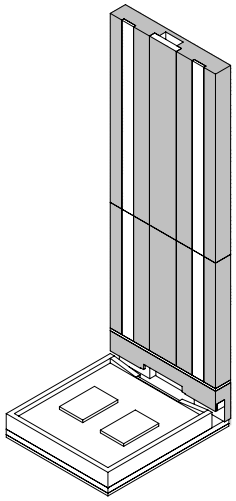

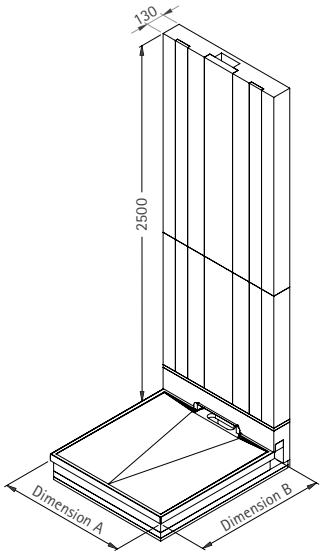

885	900	900	KX9090W250IS
886	1000	1000	KX100100W250IS
887	1200	800	KX12080W250IS
888	1200	900	KX12090W250IS
889	1200	1000	KX120100W250IS
890	1200	1200	KX120120W250IS
891	1400	800	KX14080W250IS
892	1400	900	KX14090W250IS
893	1400	1000	KX140100W250IS
894	1700	900	KX17090W250IS
895	1700	1000	KX170100W250IS
896	1800	900	KX18090W250IS
897	1800	1000	KX180100W250IS

recommended installation material

please note the best before date (separate information on packaging)

Flexible tile adhesive
in 5 kg packs for bonding the elements to the unfinished floor or to the base element
Use approx. 1.95 kg/m² with 6 mm toothed comb — Art. No. SH 32310

Hybrid adhesive
310 ml cartridge — Art. No. SH 32350

MULTISTAR® 2 K PU foam
(Pack unit, 12 no. 400 ml cartridges)
PU foam is labelled with the hazard statement H 351 (formerly R-phrase R 40)
and is subject to a ban on self-service in accordance with §4 (1) Chemicals Prohibition Ordinance (Date 12.2010) — Art. No. SH 30070

* Important! Please note the best before date (separate information on the pack)
Installation materials are generally excluded from returns.

Installation solution for installing with foot frame

All dimensions in mm

Adapter

Download PDF
Installation instructions
EBA40406

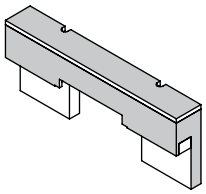

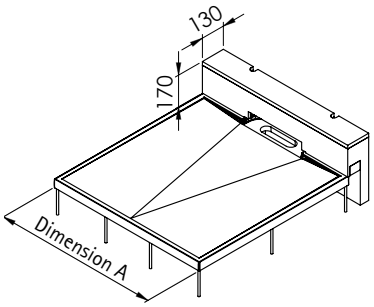

Figure shows Schedel kit	Figure shows Kaldewei Xetis shower area	Model no. Kaldewei	Dimension A Shower area	Article number
		885	900	KX90F
		886	1000	KX100F
		887/888/889/890	1200	KX120F
		891/892/893	1400	KX140F
		894/895	1700	KX170F
		896/897	1800	KX180F

Adapter with seating element

Download PDF
Installation instructions
EBA40407

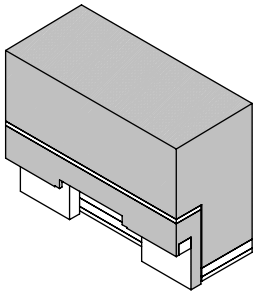

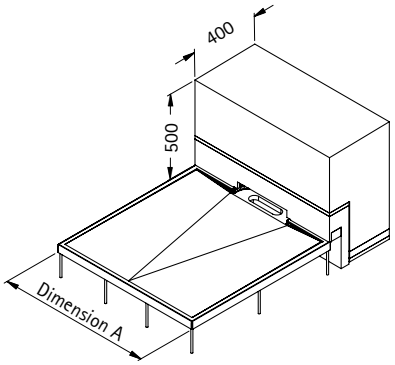

Figure shows Schedel kit	Figure shows Kaldewei Xetis shower area	Model no. Kaldewei	Dimension A Shower area	Article number
		885	900	KX90FS
		886	1000	KX100FS
		887/888/889/890	1200	KX120FS
		891/892/893	1400	KX140FS
		894/895	1700	KX170FS
		896/897	1800	KX180FS

Adapter with WALL module 110 wall element (half-height)

Download PDF
Installation instructions
EBA40408

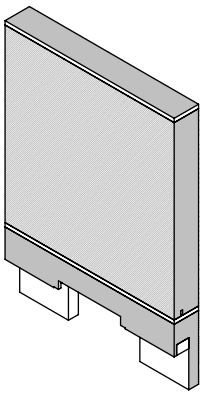

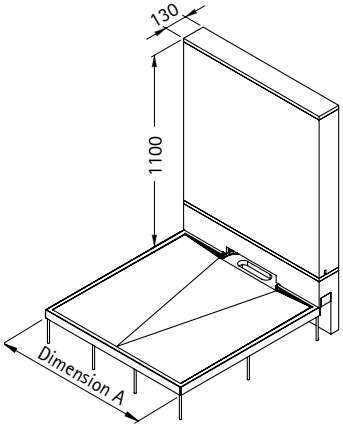

Figure shows Schedel kit	Figure shows Kaldewei Xetis shower area	Model no. Kaldewei	Dimension A Shower area	Article number
		885	900	KX90FW110
		886	1000	KX100FW110
		887/888/889/890	1200	KX120FW110
		891/892/893	1400	KX140FW110
		894/895	1700	KX170FW110
		896/897	1800	KX180FW110

Xetis shower area and foot frame are not included!

KALDEWEI

All dimensions in mm

Adapter with WALL module 250 wall element (full-height)

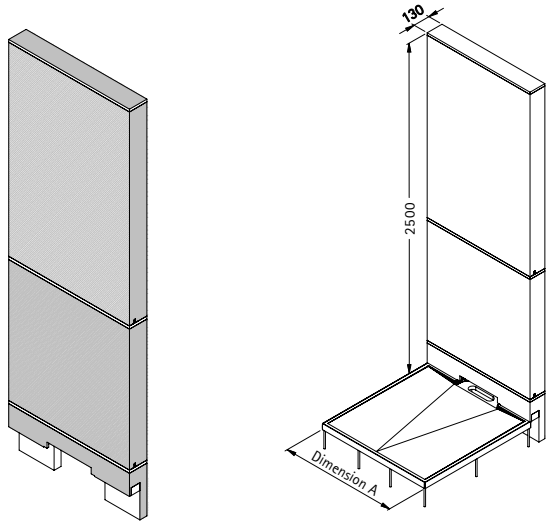

Download PDF
Installation instructions
EBA40409

Figure shows Schedel kit	Figure shows Kaldewei Xetis shower area	Model no. Kaldewei	Dimension A Shower area	Article number
		885	900	KX90FW250
		886	1000	KX100FW250
		887/888/889/890	1200	KX120FW250
		891/892/893	1400	KX140FW250
		894/895	1700	KX170FW250
		896/897	1800	KX180FW250

Adapter with WALL module 250 wall element (full-height) with installation duct

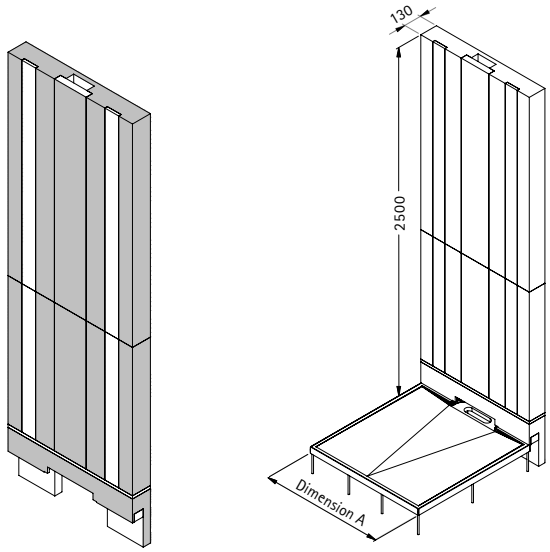

Download PDF
Installation instructions
EBA40410

Figure shows Schedel kit	Figure shows Kaldewei Xetis shower area	Model no. Kaldewei	Dimension A Shower area	Article number
		885	900	KX90FW250IS
		886	1000	KX100FW250IS
		887/888/889/890	1200	KX120FW250IS
		891/892/893	1400	KX140FW250IS
		894/895	1700	KX170FW250IS
		896/897	1800	KX180FW250IS

recommended installation material

please note the best before date (separate information on packaging)

Flexible tile adhesive
in 5 kg packs for bonding the elements to the unfinished floor or to the base element
Use approx. 1.95 kg/m² with 6 mm toothed comb — Art. No. SH 32310

Hybrid adhesive
310 ml cartridge — Art. No. SH 32350

MULTISTAR® 2 K PU foam
(Pack unit, 12 no. 400 ml cartridges)
PU foam is labelled with the hazard statement H 351 (formerly R-phrase R 40)
and is subject to a ban on self-service in accordance with §4 (1) Chemicals Prohibition Ordinance (Date 12.2010) — Art. No. SH 30070

* Important! Please note the best before date (separate information on the pack)
Installation materials are generally excluded from returns.

Sound and fire protection



www.schedel-badinnovation.de

MULTISTAR® SiLENCIO sound insulation

Sound insulation set for walk-in shower elements

Minimum requirements

fits all LINE and PLAN elements from the product range
in accordance with DIN 4109/VDI 4100 for rooms requiring sound protection, basement rear $L_{In} \leq 30$ dB(A)
measured with structure-borne sound standard

All dimensions in mm



Download PDF
Installation instructions
EBA40089

consisting of
- fleece-laminated PE sealing strip
- Granulated rubber mat for point and linear drainage

Length	Width	Article number
900	900	SIL9090
1000	1000	SIL100100
1200	1200	SIL120120
1500	1500	SIL150150
100000	1250	SILENCIOROLLE

Only in conjunction with a base element!

more demanding requirements

in accordance with DIN 4109/VDI 4100 for rooms requiring sound protection, basement rear $L_{In} \leq 25$ dB(A)/$L_{In} \leq 24$ dB(A)
measured with structure-borne sound standard

All dimensions in mm

for point drainage with KESSEL



Download PDF
Installation instructions
EBA40420

consisting of
- sound insulation panel, 60 mm
- fleece-laminated PE sealing strip and granulated rubber mat, 7 mm

Length	Width	Article number
900	900	SIL9090PK
1000	1000	SIL100100PK
1200	1200	SIL120120PK
up to	1.00 m²	SIL100PKS
up to	1.20 m²	SIL120PKS
up to	1.45 m²	SIL145PKS
up to	2.25 m²	SIL225PKS

All dimensions in mm

for linear drainage with TECE - LINE1T



Download PDF
Installation instructions
EBA40421

consisting of
- Base element, 30 mm
- sound insulation panel, 60 mm
- fleece-laminated PE sealing strip and granulated rubber mat, 7 mm

Length	Width	Article number
900	900	SIL9090LI1T
900	1200	SIL90120LI1T
1000	1000	SIL100100LI1T
up to	1.00 m²	SIL100LI1TSO
up to	1.20 m²	SIL120LI1TSO
up to	1.45 m²	SIL145LI1TSO
up to	2.25 m²	SIL225LI1TSO

All dimensions in mm

for linear drainage with TECE - LINE2T



Download PDF
Installation instructions
EBA40461

consisting of
- Base element, 30 mm
- sound insulation panel, 60 mm
- fleece-laminated PE sealing strip and granulated rubber mat, 7 mm

Length	Width	Article number
900	900	SIL9090LI2T
900	1200	SIL90120LI2T
1000	1000	SIL100100LI2T
up to	1.00 m²	SIL100LI2TSO
up to	1.20 m²	SIL120LI2TSO
up to	1.45 m²	SIL145LI2TSO
up to	2.25 m²	SIL225LI2TSO

All dimensions in mm

for linear drainage with TECE - LINE2TW



Download PDF
Installation instructions
EBA40462

consisting of
- Base element, 30 mm
- sound insulation panel, 60 mm
- fleece-laminated PE sealing strip and granulated rubber mat, 7 mm

Length	Width	Article number
900	900	SIL9090LI2TW
900	1200	SIL90120LI2TW
1000	1000	SIL100100LI2TW
up to	1.00 m²	SIL100LI2TWSO
up to	1.20 m²	SIL120LI2TWSO
up to	1.45 m²	SIL145LI2TWSO
up to	2.25 m²	SIL225LI2TWSO

All dimensions in mm

SiLENCIO BASIC without drain



Download PDF
Installation instructions
EBA40463

consisting of
- sound insulation panel, 60 mm
- fleece-laminated PE sealing strip and granulated rubber mat, 7 mm

Length	Width	Article number
up to	1.00 m²	SIL100S
up to	1.20 m²	SIL120S
up to	1.45 m²	SIL145S
up to	2.25 m²	SIL225S

Accessories

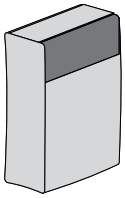

Article number

Dry filler for sound insulation panel
for SiLENCIO sound insulation system for walk-in shower elements
(Fermacell honeycomb filler 1-4 mm/Fermacell Art. No. 0078013)
15 l/22.5 kg bag

Consumption with 900 x 900 element 51.40 kg
Consumption with 1000 x 1000 element 63.45 kg
Consumption with 1200 x 1200 element 91.38 kg — SILENCIOWS

Notes:

MULTISTAR® fire protection

UNIFOX fire protection sleeve

German Institute for Civil Engineering approval Z-19.17-1191 R90 in accordance with DIN 4102

	Article number
UNIFOX 50 fire protection sleeve Outer pipe diameter 43-51 mm for thermoplastic pipes in line with German Institute for Civil Engineering approval with 3 stud anchors, identification label and installation instructions	SA 32990
UNIFOX 63 fire protection sleeve Outer pipe diameter 62-66 mm for thermoplastic pipes in line with German Institute for Civil Engineering approval with 3 stud anchors, identification label and installation instructions	SA 32992

UNIFOX fire protection sleeves consist of a sheet steel outer shell, lined with the foamed construction material "fox-o-flex". The material expands to 18 times its original volume when exposed to heat above around 180°C and crushes the softening pipe. The tension lock means that the sleeve can be quickly and easily opened and closed.

The sleeve can be fitted in two different ways depending on the conditions on site:

- **Mortared in:** The sleeve is inserted into the opening, which is then backfilled with mortar or concrete.
- **Screwed in with dowels:** The site anchoring flaps are bent and fixed in place. The sleeve is then bolted to the structure using approved stud anchors.

In accordance with general structural engineering approvals, the gap between the fire protection sleeves can be > 0 mm.

All dimensions in mm

Type	UNIFOX 50	UNIFOX 63
Pipe d_o	50	63
d_o	62	77
d_i	51	66
h_1	50	50
Number of fixings	3	3
Permitted projection	35	35
Pipe outer dimension mortared in	43 - 51	62 - 66
Pipe outer dimension screwed in with dowels	0 - 51	43 - 66
recommended core hole diameter	90	110

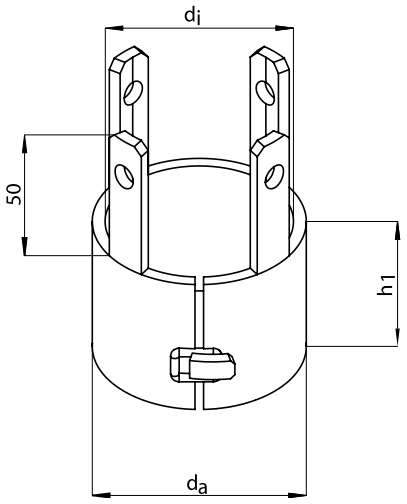

Maintain a minimum filler thickness of 150 mm in front of the transition to the floor drain to produce professional and approval-compliant filler when using fire protection sleeves.

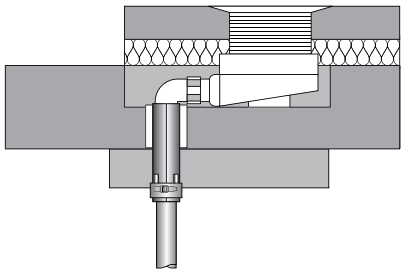

Innovative bathroom design

www.schedel-badinnovation.de

MULTISTAR® shower units

ROUND assembly kit

consisting of:
- 50 mm rigid foam system shower element with integrated gradient, factory-sealed
- Includes KESSEL floor drain
- 80 mm rigid foam system shower walls
- Base element, set of 2 (40, 55 mm high)
- Integral reinforcement for shower door assembly
- Accessories (system sleeves, system connectors)
- Installation material (hybrid adhesive, flexible tile adhesive)

Download PDF
Installation instructions
EBA40011

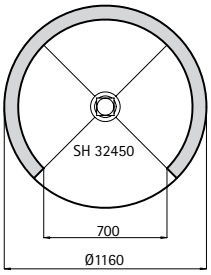

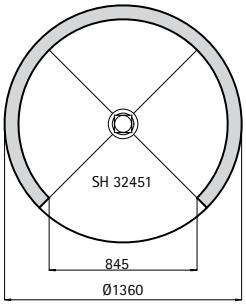

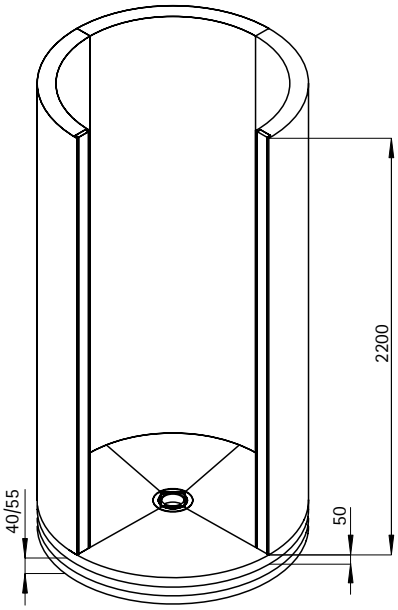

All dimensions in mm	Height (above FFL)	d_o	d_i	Article number
ROUND 1160 circular shower	2200	1160	1000	SH 32450
ROUND 1360 circular shower	2200	1360	1200	SH 32451
KESSEL R floor drain including standard grate of your choice (see Page 28) Horizontal drain (SKR 32102) Minimum installation height 105 Horizontal drain (SKR 32104) Minimum installation height 90 Vertical drain (SKR 32100) Minimum installation height 50				included

Accessories, optional

	Preparatory installation work, optional			see Page 142
	Ceiling element	for ROUND 1160	Height 50	SH 32470
		for ROUND 1360	Height 50	SH 32472
	Ceiling element with special coating (underside in white)	for ROUND 1160	Height 55	SH 32474
		for ROUND 1360	Height 55	SH 32476
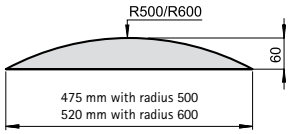	Wall filler section for flat surface	for ROUND 1160 radius 500	Height/Width/Depth 2200/475/60	SH 32440
		for ROUND 1360 radius 600	Height/Width/Depth 2200/520/60	SH 32445
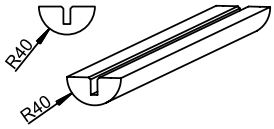	Semi-circular closing module right/left with installation of circular shower unit without toughened safety glass shower door			SH 32430
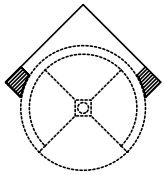	Filler sections for wall joint right and left	for ROUND 1160		SH 32432
		for ROUND 1360		SH 32434

CORNER assembly kit

consisting of:
- 50 mm rigid foam system shower element with integrated gradient, factory-sealed
- Includes KESSEL floor drain
- 80 mm rigid foam system shower walls
- Base element, set of 2 (40, 55 mm high)
- Accessories (system sleeves, system connectors, system rod, system rail including fixing material)
- Installation material (hybrid adhesive, flexible tile adhesive)

Download PDF
Installation instructions
EBA40015

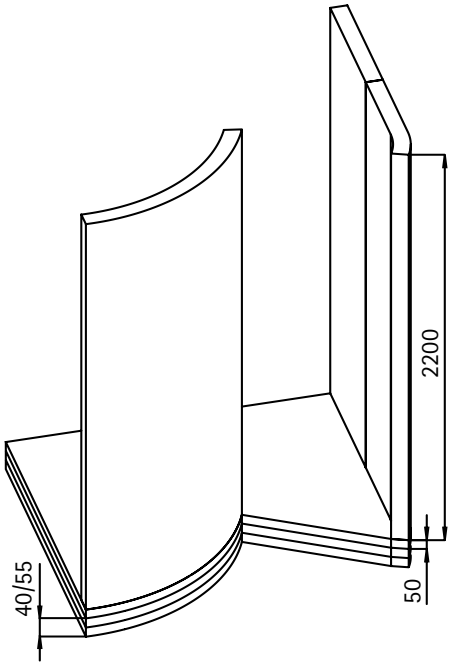

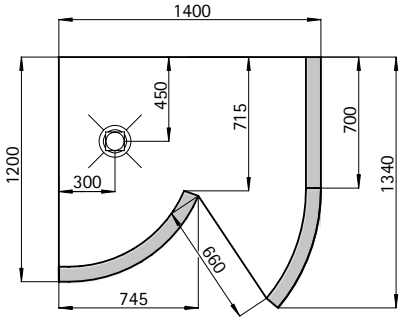

Fig. Corner 1400, entrance on right

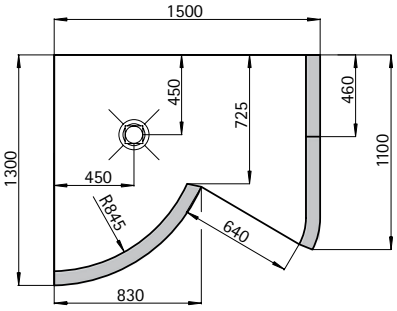

Fig. Corner 1500, entrance on right

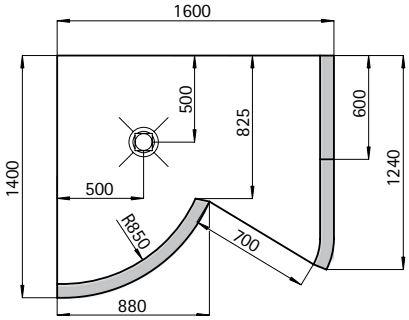

Fig. Corner 1600, entrance on right

All dimensions in mm	Height (above FFL)	Width	Depth	Article number
Corner 1400, entrance on right	2200	1400	1200/1340	CORNER1400R
Corner 1400, entrance on left	2200	1400	1340/1200	CORNER1400L
Corner 1500, entrance on right	2200	1500	1300/1100	CORNER1500R
Corner 1500, entrance on left	2200	1500	1100/1300	CORNER1500L
Corner 1600, entrance on right	2200	1600	1240/1400	CORNER1600R
Corner 1600, entrance on left	2200	1600	1400/1240	CORNER1600L
KESSEL R floor drain including standard grate of your choice (see Page 28) Horizontal drain (SKR 32102) Minimum installation height 105 Horizontal drain (SKR 32104) Minimum installation height 90 Vertical drain (SKR 32100) Minimum installation height 50				included
preparations for installation, optional				see Page 142

FREE snail-shaped shower assembly kit

consisting of:
- 50 mm rigid foam system shower element with integrated gradient, factory-sealed
- Includes KESSEL floor drain
- 80 mm rigid foam system shower walls
- Base element, set of 2 (20, 55 mm high)
- Accessories (system sleeves, system connectors)
- Installation materials (hybrid adhesive, flexible tile adhesive)

Fig. Entrance on right

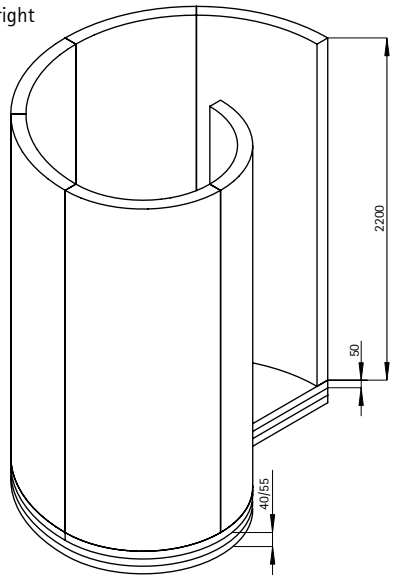

Download PDF
Installation instructions
EBA40010

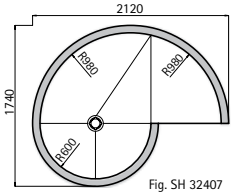

Fig. SH 32407

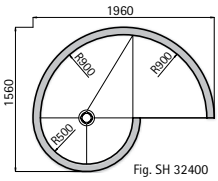

Fig. SH 32400

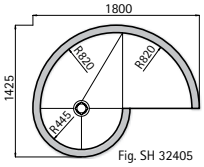

Fig. SH 32405

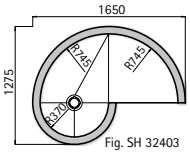

Fig. SH 32403

All dimensions in mm	Height (above FFL)	Width	Depth	Radius	Article number
FREE 2120 snail-shaped shower, entrance on right	2200	2120	1740		SH 32407
FREE 2120 snail-shaped shower, entrance on left	2200	2120	1740		SH 32408
FREE 1960 snail-shaped shower, entrance on right	2200	1960	1560		SH 32400
FREE 1960 snail-shaped shower, entrance on left	2200	1960	1560		SH 32402
FREE 1800 snail-shaped shower, entrance on right	2200	1800	1425		SH 32405
FREE 1800 snail-shaped shower, entrance on left	2200	1800	1425		SH 32406
FREE 1650 snail-shaped shower, entrance on right	2200	1650	1275		SH 32403
FREE 1650 snail-shaped shower, entrance on left	2200	1650	1275		SH 32404

KESSEL R floor drain including standard grate of your choice (see Page 28)
Horizontal drain (SKR 32102) Minimum installation height 105
Horizontal drain (SKR 32104) Minimum installation height 90
Vertical drain (SKR 32100) Minimum installation height 50 — included

Accessories for FREE, optional

Ceiling elements	for FREE 2120, entrance on right	50				SH 32427
	for FREE 2120, entrance on left	50				SH 32428
	for FREE 1960, entrance on right	50				SH 32420
	for FREE 1960, entrance on left	50				SH 32422
	for FREE 1800, entrance on right	50				SH 32425
	for FREE 1800, entrance on left	50				SH 32426
	for FREE 1650, entrance on right	50				SH 32423
	for FREE 1650, entrance on left	50				SH 32424
Wall filler section for flat surface	for FREE 2120	2200	520	60	600	SH 32445
	for FREE 1960	2200	475	60	500	SH 32440
	for FREE 1800	2200	445	60	445	SH 32444
	for FREE 1650	2200	400	60	370	SH 32443
Semi-circular closing module right/left	inside					SH 32430I
	outside					SH 32430A

Preparations for installation — see Page 142

PARABOLA assembly kit

consisting of:
- 50 mm rigid foam system shower element with integrated gradient, factory-sealed
- Includes KESSEL floor drain
- 80 mm rigid foam system shower walls
- Base element, set of 2 (40, 55 mm high)
- Integral reinforcement for shower door assembly
- Accessories (system sleeves, system connectors, system rod, system rail including fixing material)
- Installation materials (hybrid adhesive, flexible tile adhesive)

Download PDF
Installation instructions
EBA40016

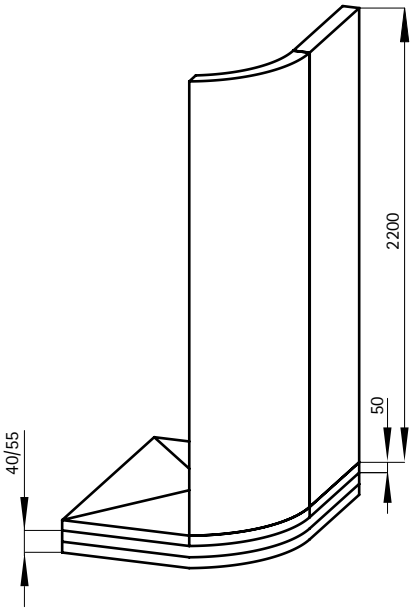

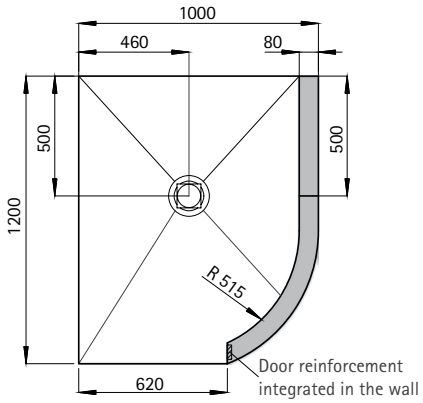

Fig. Entrance on left

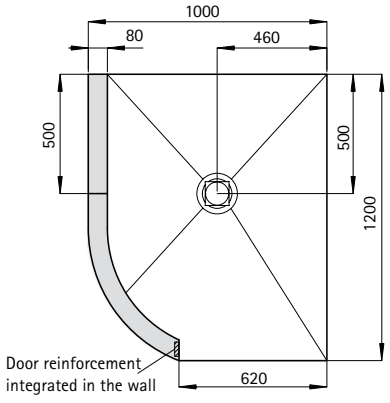

Fig. Entrance on right

All dimensions in mm	Height (above FFL)	Width	Depth	Article number
PARABOLA entrance on right	2200	1000	1200	PARABOLA1R
PARABOLA entrance on left	2200	1000	1200	PARABOLA1L
KESSEL R floor drain including standard grate of your choice (see Page 28) Horizontal drain (SKR 32102) Minimum installation height 105 Horizontal drain (SKR 32104) Minimum installation height 90 Vertical drain (SKR 32100) Minimum installation height 50				included
Preparatory installation work, optional				see Page 142

Preparatory installation work for shower units

Article number

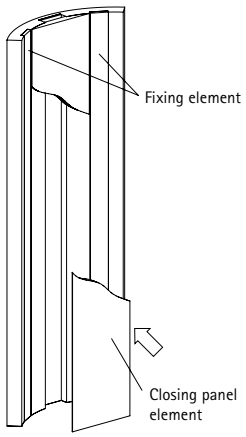

Prefabricated for on-site installation of a concealed box/shower collection
Recess for concealed box with fixing panel,
closing element for recess/wall filler element
Please tick version for position (see Page 143) SH 32492

Installation of concealed box, provided on site
Recess for concealed box with fixing panel,
closing element for recess/wall filler element
1 x 1/2" female thread for hand shower
1 x 1/2" female thread for head shower
2 x 20 mm connecting pipes, approx. 1200 mm long, acting
as 3/4" female threaded transition point
Please enclose installation diagram with order
Please tick version for position (see Page 143) SH 32493

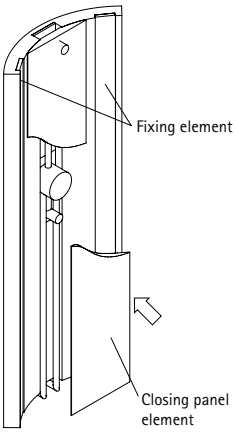

Pipework with Hansgrohe iBox
Recess for iBox with fixing panel,
closing element for recess/wall filler element
Please enclose installation diagram with order and state version for positioning of the iBox
(see adjacent drawings).

1 x Hansgrohe iBox universal basic set no. 01800180
1 x 1/2" female thread for hand shower
1 x 1/2" female thread for head shower (Ø max. 300 mm)
2 x 20 mm connecting pipes, approx. 1200 mm long, acting
as 3/4" female threaded transition point
Please tick version for position (see Page 143) SH 32491

Pipework with Hansgrohe iBox for Rainfall system
Recess for iBox with fixing panel,
closing element for recess/wall filler element
Please enclose installation diagram with order and state version for positioning of the iBox (see
adjacent drawings).

2 x Hansgrohe iBox universal basic set no. 01800180
1 x concealed valve no. 15973180.DN 15 for hand shower,
1 x concealed valve no. 15970180.DN 20 for Quattro,
1 x Quattro 4-way diverter valve no. 15930180
2 x 20 mm connecting pipes, approx. 1200 mm long, acting
as 3/4" female threaded transition point
Please tick version for position (see Page 143) SH 32494

Installation depth dimensions:

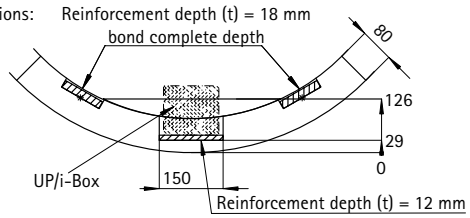

Preparatory installation work for shower units

Variable positions for location of the concealed box or iBox:

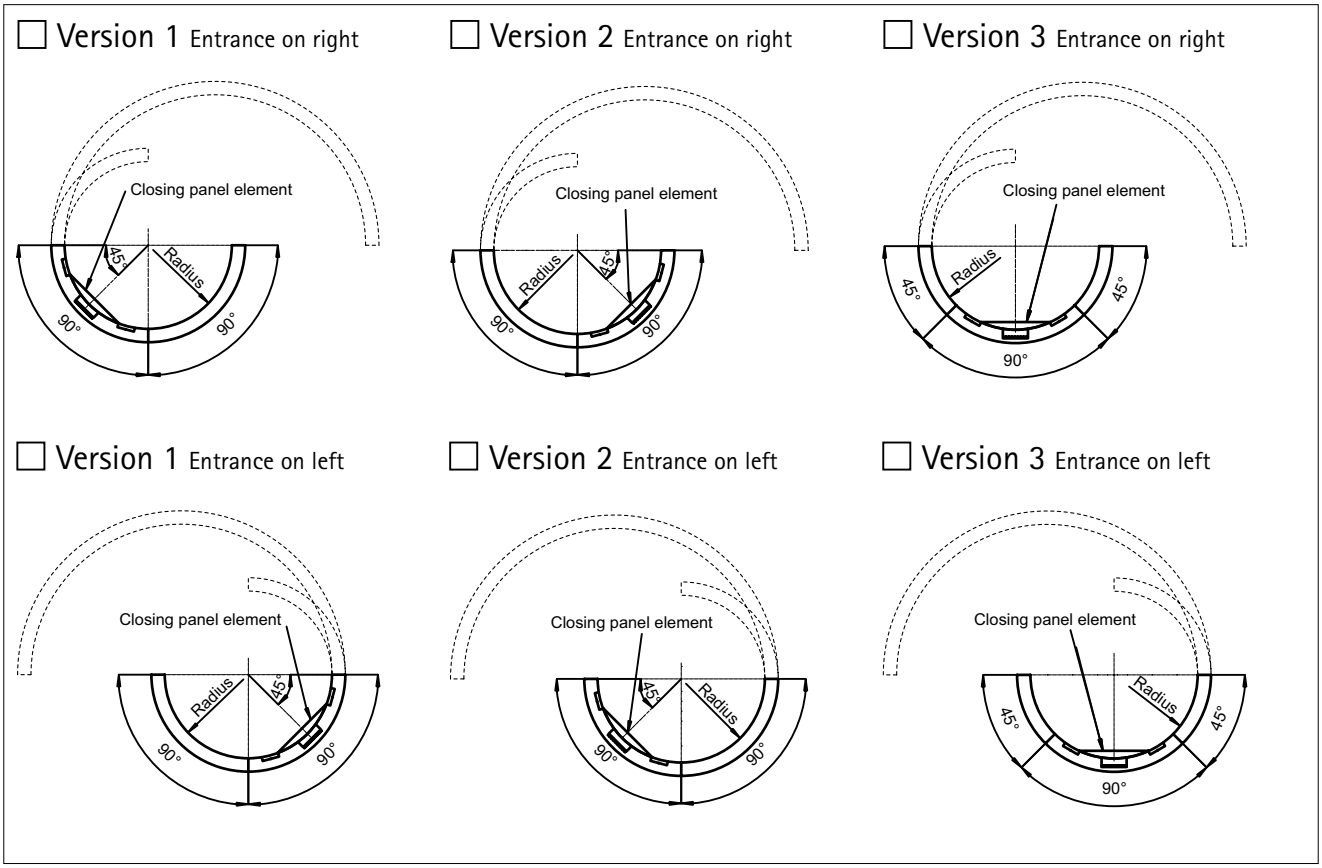

Article number

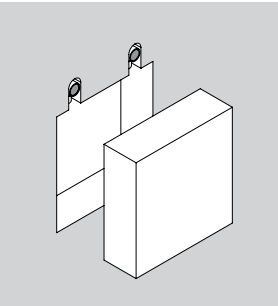

Pipework for exposed/shower panel
2 x 1/2" female threads for connection of an exposed faucet/shower panel
2 x 16 mm connecting pipes, approx. 300 mm long acting as transition point
Cold/hot water 2 x 1/2" female threads

SH 32480

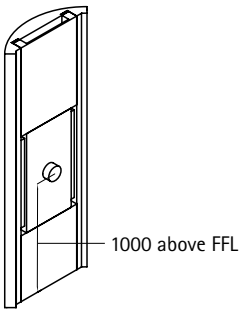

Prefabricated/recess for Hansgrohe iModul
fits ROUND circular shower 1160 and 1360
and FREE snail-shaped shower 1800, 1960 and 2120

Important: The use of the iModul produces a minimum straight chord
in the circle of 650 mm

SH 32490

Elements/Spare parts for shower units

		Article number
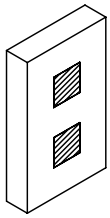	**Fixing element for equipment** factory-fitted, 100 x 100 mm (Please specify installation position when ordering) Two fixing elements are needed for a shower rod	SH 32950
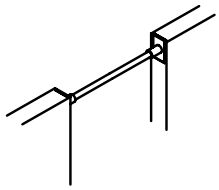	**System rod** (included with PARABOLA and CORNER)	SH 32980
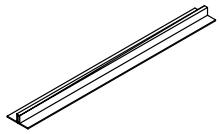	2 m system rail including fixing material and hybrid adhesive (included with PARABOLA and CORNER)	SH 32982
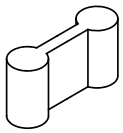	**System connector**	SH 32984
	System sleeve	SH 32986
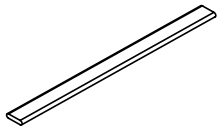	**Connecting spring**	SH 32988

		Article number
	Trilaminate sealing strip PP-fleece/PE film/PP-fleece; width 1350 mm	SH 32318

Installation material

	Article number
Hybrid adhesive 310 ml cartridge	SH 32350
MULTISTAR® 2 K PU foam (Pack unit, 12 no. 400 ml cartridges) PU foam is labelled with the hazard statement H 351 (formerly R-phrase R 40) and is subject to a ban on self-service in accordance with §4 (1) Chemicals Prohibition Ordinance (Date 12.2010)	SH 30070

Please note the best before date (separate information on packaging)
Installation materials are generally excluded from returns.

Pedestals and system walls

Rigid foam elements with factory-applied mineral-based coating,
ready to tile, tile size ≥ 50 x 50 mm,
can be shortened and cut on site

Rectangular pedestal

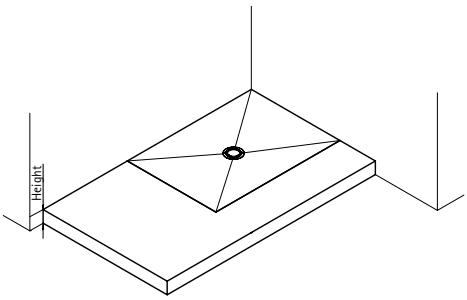

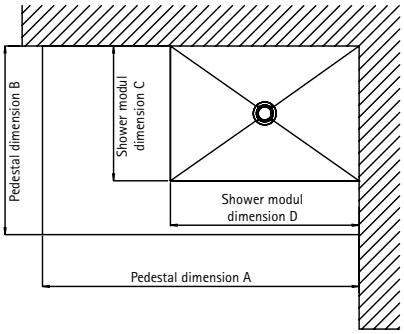

Fig. Pedestal with MULTISTAR® PLAN

Pedestal height	Article number
up to 160 mm	PODEST160R
up to 320 mm	PODEST320R

Free-form pedestal

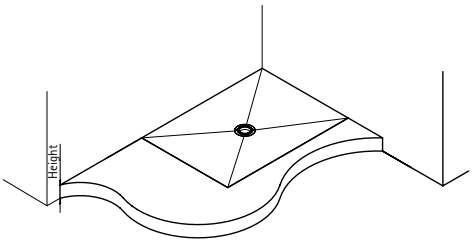

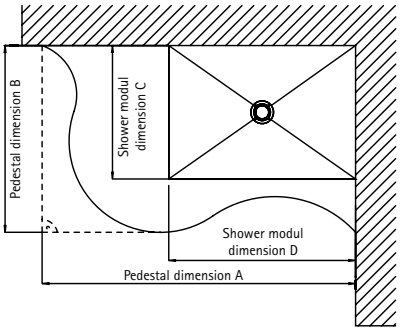

Fig. Pedestal with MULTISTAR® PLAN
showing curved shape

Pedestal height	Article number
up to 160 mm	PODEST160F
up to 320 mm	PODEST320F

For pricing purposes: Area of pedestal = area of pedestal minus area of shower unit
Area is calculated on the basis of the rectangular area dimensions; minimum calculation area 1 m^2.

Straight system wall



80 mm thick

A minimum of 1 metre is calculated.

We reserve the right to supply the element in multiple sections for logistics reasons.

Wall height	Article number
2200 mm	SH 32960
1100 mm	SH 32961

Curved system wall

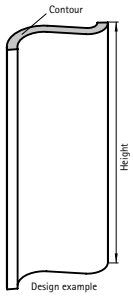

80 mm thick
Contour of your choice.
Please enclose drawing with order.

A minimum of 1 metre is calculated.

We reserve the right to supply the element in multiple sections for logistics reasons.

Wall height	Article number
2200 mm	SH 32962
1100 mm	SH 32963

MULTISTAR® VISION - Modules for bathroom design

Bathtub design modules

- EPS (expanded polystyrene) rigid foam elements with mineral-based coating, ready to tile
- For individual bathtub unit design
- Installed in conjunction with a bathtub support; module width fits bathtub support
- 2 filler sections (each 15 mm wide) are supplied to adapt to nominal dimensions of bathtub, depending on layout on site
- Prefabricated for installation of a faucet
- Removable upper cover panel for access to electrics
- Includes 1 cartridge of hybrid adhesive

Bathtub extension module, half-height, one recess

All dimensions in mm

	Height	Width	Depth	Recess dimensions (Height x Width x Depth)	Article number
Prefabricated for installation of a faucet Integral recess prefabricated for installation of LED spotlights, including cable duct	1200	1670	175	200 x 1430 x 175	VISION0001
	1200	1770	175	200 x 1530 x 175	VISION0002
	1200	1870	175	200 x 1630 x 175	VISION0003

Bathtub extension module, half-height, one recess for emco asis

All dimensions in mm

	Height	Width	Depth	Article number
factory-prefabricated for installation of the 1000 mm emco asis shelf module with LED lighting system and 2 sliding glass doors No emco asis installation frame necessary (shelf module not included: emco art. no. 971227310; 971227710; 971427310 and 971427710) Includes cable duct for lighting system	1200	1670	175	VISION0055
	1200	1770	175	VISION0056
	1200	1870	175	VISION0057

Bathtub extension module, half-height, two recesses

All dimensions in mm

	Height	Width	Depth	Recess dimensions (Height x Width x Depth)	Article number
Two integral recesses prefabricated for installation of an LED spotlight in each Includes cable duct	1200	1670	175	300 x 300 x 175	VISION0051
	1200	1770	175	300 x 300 x 175	VISION0052
	1200	1870	175	300 x 300 x 175	VISION0053

Closing element

All dimensions in mm

	Height	Width	Depth	Article number
to seal the recess with free-standing half-height extension modules	1200	1670	75	VISION0041
	1200	1770	75	VISION0042
	1200	1870	75	VISION0043

- EPS (expanded polystyrene) rigid foam elements with mineral-based coating, ready to tile
- For individual bathtub unit design
- Includes 1 cartridge of hybrid adhesive

Bathtub corner module

All dimensions in mm

	Dimension A	Dimension B	Dimension D	Article number
in conjunction with bathtub support, (please state art. no. of bathtub support) Prefabricated for installation of a faucet Closing element can be rotated 180° so that the bracket for the hand shower can be fitted on the right or left.	depending on the bathtub support	300	depending on the bathtub support	VISION0040

Bathtub faucet stele

All dimensions in mm

	Height	Width	Depth	Article number
in conjunction with bathtub support for free-standing bathtubs Prefabricated for installation of a faucet Possible installation with floor bracket (bracket supplied)	1000	400	175	VISION0010

Bathtub extension module, seat-height

All dimensions in mm

Module width fits
width of bathtub support
Integrated recess
Load-bearing up to 150 kg
Recommended for installation on screed

Height	Width	Depth	Recess dimensions (Height x Width x Depth)	Article number
550	720	400	310 x 480 x 300	VISION0004
550	720	500	310 x 480 x 300	VISION0005
550	770	400	310 x 530 x 300	VISION0006
550	770	500	310 x 530 x 300	VISION0007
550	870	400	310 x 630 x 300	VISION0008
550	870	500	310 x 630 x 300	VISION0009

Widening set for bathtub extension module, seat-height

All dimensions in mm

	Height	Width	Depth	Article number
For flush centred installation of the seat-height extension module at the front end of a bathtub in conjunction with installation of the bathtub half-height extension module Recommended for installation on screed Module can be shortened on site	550	85 each	500	VISION0050

Shower design modules

- EPS (expanded polystyrene) rigid foam elements with mineral-based coating, ready to tile
- For individual shower unit design
- Includes 1 cartridge of hybrid adhesive
- We reserve the right to supply the elements in multiple sections for logistics reasons

Full-height wall module, depth 250 - free-standing installation

All dimensions in mm

	Height	Width	Depth	Recess dimensions (Height x Width x Depth)	Article number
Suitable for use as a partition Integral recess prefabricated for installation of two LED spotlights, including cable duct Includes 2 system rails for fixing of the module to an existing wall	2500	1000	250	300 x 600 x 200	VISION0015
	2500	1200	250	300 x 800 x 200	VISION0016
	2500	1400	250	300 x 1000 x 200	VISION0017

Full-height wall module, depth 175 - wall-mounted

All dimensions in mm

	Height	Width	Depth	Recess dimensions (Height x Width x Depth)	Article number
Integral recess prefabricated for installation of two LED spotlights, including cable duct Includes 2 rails for fixing the module to an existing wall	2500	1000	175	300 x 600 x 175	VISION0045
	2500	1200	175	300 x 800 x 175	VISION0046
	2500	1400	175	300 x 1000 x 175	VISION0047

Full-height wall module with installation duct

All dimensions in mm

	Height	Width	Depth	Recess dimensions (Height x Width x Depth)	Article number
With installation duct Prefabricated for installation of a faucet (please attach faucet data sheet) including integral fixing element for adjacent installation of a shower wall Two recesses prefabricated for installation of an LED spotlight in each, including cable duct Includes 2 rails for fixing the module to an existing wall	2500	900	175	300 x 200 x 175	VISION0018
	2500	1000	175	300 x 200 x 175	VISION0019
	2500	1200	175	300 x 200 x 175	VISION0020

Half-height wall module

All dimensions in mm

	Height	Width	Depth	Article number
Doubles as shelf Includes additional element for installation of a glass partition wall	1200	900	175	VISION0011
	1200	1000	175	VISION0012
	1200	1200	175	VISION0013
	1200	1400	175	VISION0014

- EPS (expanded polystyrene) rigid foam elements with mineral-based coating, ready to tile
- For individual shower unit design
- Includes 1 cartridge of hybrid adhesive
- We reserve the right to supply the elements in multiple sections for logistics reasons

System module with half-height wall element



Two shelves
Prefabricated for installation of an LED spotlight in each shelf, includes cable duct
Includes 2 system rails for fixing of the module to an existing wall
The wall can be installed on all three continuously sealed edges of the shelf module

All dimensions in mm

Overall height	Overall width	Shelf module dimensions (Height x Width x Depth)	Wall dimensions (Height x Width x Depth)	Shelving dimensions (Height x Width x Depth)	Article number
2200	1400	2200 x 400 x 400	1200 x 1000 x 80	305 x 300 x 300	VISION0021

SEAT extension module

For installation in conjunction with seat modules
Two-section, adjustable height
No recess for shower enclosure needed
Prefabricated for fixing of a shower enclosure
Includes 1 system rail for fixing of the module to an existing wall

All dimensions in mm

Height	Width	Depth	Article number
2500	300	80	VISION0022
2500	400	80	VISION0023

VERONA simply flex SEAT



All dimensions in mm

Height	Width	Depth	Article number
650	1250	300/250	VISION0036
650	1250	400/350	VISION0037

SALO simply flex SEAT

All dimensions in mm

Height	Width	Depth	Article number
650	1250	300	VISION0038
650	1250	400	VISION0039

Wash basin design modules

- EPS (expanded polystyrene) rigid foam elements with mineral-based coating, ready to tile
- For the individual design of a wash basin unit
- includes factory-fitted metal frame construction and wall fixing brackets
- Maximum load 150 kg depending on dowel system used (not supplied)
- Includes 1 cartridge of hybrid adhesive

Wall-hanging module for countertop wash basin with narrow shelf

All dimensions in mm

Height	Width	Depth	Recess dimensions (Height x Width x Depth)	Article number
350	1000	600	180 x 400 x 480	VISION0024
350	1200	600	180 x 400 x 480	VISION0025

Wall-hanging module for countertop wash basin with wide shelf

All dimensions in mm

Height	Width	Depth	Recess dimensions (Height x Width x Depth)	Article number
350	1000	600	180 x 900 x 480	VISION0048
350	1200	600	180 x 1100 x 480	VISION0049

Modules for WC design

- EPS (expanded polystyrene) rigid foam elements with mineral-based coating, ready to tile
- For individual WC design
- Height and width of modules can be cut on site
- Includes 1 cartridge of hybrid adhesive

WC extension module

All dimensions in mm

	Height	Width	Depth	Recess dimensions (Height x Width x Depth)	Article number
for attachment to an existing prewall installation Two integral recesses prefabricated for installation of an LED spotlight in each Includes cable duct Includes block to close off one recess	1300	800	175	300 x 600 x 175	VISION0026
	1300	900	175	300 x 600 x 175	VISION0027
	1300	1000	175	300 x 600 x 175	VISION0028

WC privacy wall

All dimensions in mm

	Height	Width	Depth	Article number
For WCs, bidets, urinals Includes 1 system rail for fixing of the module to an existing wall	1200	600	80	VISION0029

Modules for WC design für emco asis

WC privacy wall for emco asis



All dimensions in mm

	Height	Width	Depth	Article number
For WCs, bidets, urinals factory-prefabricated for mounting of the emco asis WC module No emco asis installation frame necessary (asis module not supplied: emco art. no. 9750xxx50/9783050) Includes 1 system rail for fixing to an existing wall Please state installation version when ordering	1200	800	175	VISION0058

WC privacy panel for emco asis WC paper module

factory preparation for holding for holding the emco asis paper module No emco asis installation frame necessary (asis module not included in delivery) emco item no. 9725 274 21 - 9725 275 21 9725 278 21 - 9725 279 21 incl. 1 system rail for attaching the module to an existing wall incl. back wall for closing off	1200	800	175	VISION0067

WC wall module for emco asis toilet brush accessory or waste bin/sanitary bag module

factory preparation for holding the emco asis toilet brush accessory module emco item no. 9730 274 31 - 9730 275 31 9730 278 31 - 9730 279 31 for holding the emco asis waste bin/sanitary bag module emco item no. 9730 274 30 - 9730 275 30 9730 278 30 - 9730 279 30) No emco asis installation frame necessary (asis modules not included in delivery) incl. 1 system rail for attaching the module to an existing wall incl. back wall for closing off	1200	360	175	VISION0068

Made-to-measure designs

Plinth for LED light strip

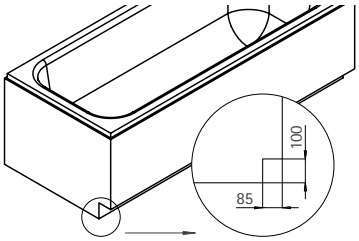

	Height	Depth	Article number
Factory-cut linear cut-out in bathtub supports, seats, walls or other design elements Prefabricated for installation of an LED light strip (please state article no. when ordering)	100	85	VISION0030

Cut-out for LED light strip

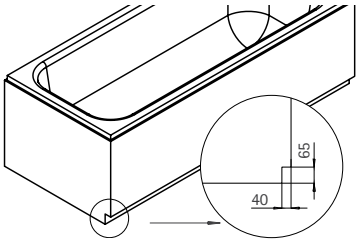

	Height	Depth	Article number
Factory-cut linear cut-out in bathtub supports, seats, walls or other design elements Prefabricated for installation of an LED light strip (please state article no. when ordering)	65	40	VISION0054

	Article number
Additional recess	VISION0031
Change to dimensions and position of existing recess	VISION0032
Installation element for shower door assembly	VISION0033
Change to length and width by up to 300 mm	VISION0034
Shortening by up to 30 mm in depth Special cuts without additional material cost	VISION0035

recommended installation material

uneven, difficult base surfaces (unfinished concrete, masonry)	**Flexible tile adhesive*** 5 kg pack for bonding elements to the unfinished floor Use approx. 1.95 kg/m² with 6 mm toothed comb	Art. no. SH 32310
even base surfaces (dry-lined walls, tiled areas)	**Hybrid adhesive*** 310 ml cartridge	Art. no. SH 32350

* Important! Please note the best before date (separate information on the pack)
Installation materials are generally excluded from returns.

MULTISTAR® VISION PLUS - Surfaces for the wall

Glass laminate surfaces for walls

- Large panels in two dimensions
- Slim-line laminate construction
- Suitable for renovating splashbacks
- Flexible sawing and drilling
- Can be worked with standard - wood-processing machines and tools
- Break- and scratch-proof
- Price incl. 1x pre-cut width/length
- **Installation service available on enquiry**

All dimensions in mm

	Width*	Depth*	Thickness	Article number
FUMO, high-gloss	2.795	1.295	4	VPFUMOHG
	2.500	1.000	4	VPFUMOHGZU
FUMO, matt	2.795	1.295	4	VPFUMOMT
	2.500	1.000	4	VPFUMOMTZU
MAGNOLIA, high-gloss	2.795	1.295	4	VPMAGNHG
	2.500	1.000	4	VPMAGNHGZU
MAGNOLIA, matt	2.795	1.295	4	VPMAGNMT
	2.500	1.000	4	VPMAGNMTZU
PERLA, high-gloss	2.795	1.295	4	VPPERLHG
	2.500	1.000	4	VPPERLHGZU
PERLA, matt	2.795	1.295	4	VPPERLMT
	2.500	1.000	4	VPPERLMTZU
SABBIA, high-gloss	2.795	1.295	4	VPSABBHG
	2.500	1.000	4	VPSABBHGZU
SABBIA, matt	2.795	1.295	4	VPSABBMT
	2.500	1.000	4	VPSABBMTZU
Surcharge per additional pre-cut section for 1x length and 1x width (per panel)**				VPZUSCHNITT
Surcharge for drill holes*/** - up to 4 units				VPBOHRUNG
Installation by manufacturer's customer service Installation includes: - Preparation and cleaning of walls - Application of panels - 1 x section pre-cut in length and width - up to 4 drillings/cut-outs Not included: - Compensation of tolerances > 15 mm - Installation or removal of accessories, shower partitions, or sanitary ceramics				MONTAGEVP

* Dimensions are gross dimensions incl. production-related dimensional tolerances (+/- 5 mm)
** Design according to confirmed customer drawings / measurements

installation accessories and silicone for Glass laminate surfaces

	Content	Article number
Construction adhesive 1K PU in tubular bag sufficient for 1.4 m2 for metal, tiles, brickwork plastered brickwork, plasterboard	600 ml	SH 30065
Cartridge application gun for construction adhesive	600 ml	SH 30067
Basic cleaner for existing tiled surface to remove soap and limescale residues	1000 ml	SH 30066
Surface cleaner for glass laminate	750 ml	SH 30068
Silicon, transparent	310 ml	SH 30051
Silicon, coloured - Fumo	300 ml	SH 30041
Silicon, coloured - Magnolia	300 ml	SH 30042
Silicon, coloured - Perla	300 ml	SH 30043
Silicon, coloured - Sabbia	300 ml	SH 30044
Because of the differing materials, minor differences in colour may arise between silicone and glass laminate. This does not create a basis for complaint.		
Adhesive tape for corners self-adhesive on one side 100 mm wide, 10 m long		SH 32327
Sealing sheet self-adhesive on one side 500 mm wide, 10 m long		SH 32328
Edge tape (with fleece), self-adhesive 100 mm wide, 10 m long		SH 30069
Floor collar self-adhesive on one side		SH 32329
Internal corner self-adhesive on one side		SH 32335
External corner self-adhesive on one side		SH 32336
Wall collar self-adhesive on one side		SH 32337
Wet room primer	1 kg	SH 30056
Deep primer	1 kg	SH 30058
Primer spray	500 ml	SH 30057

matt aluminium profile for Glass laminate surfaces

All dimensions in mm

		Tolerance		Length	Article number
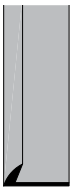	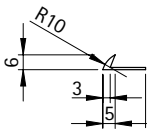	none	Finished edge, inclined	2.500	VISION0059
	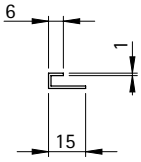	up to 4 mm	Finished edge, straight	2.800	VISION0065
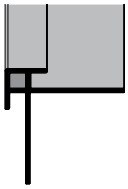	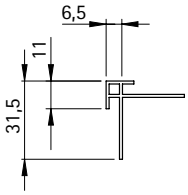	up to 4 mm	Corner profile, external	2.800	VISION0060
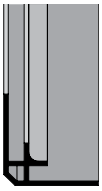	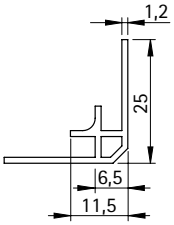	up to 4 mm	Corner profile, internal	2.800	VISION0062
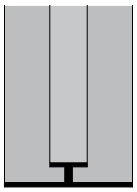	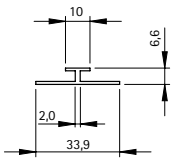	up to 4 mm	Separation profile	2.700	VISION0061
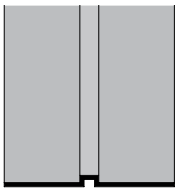	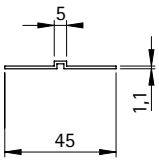		Separation profile for butt joints	2.700	VISION0066

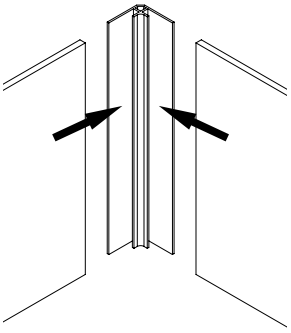

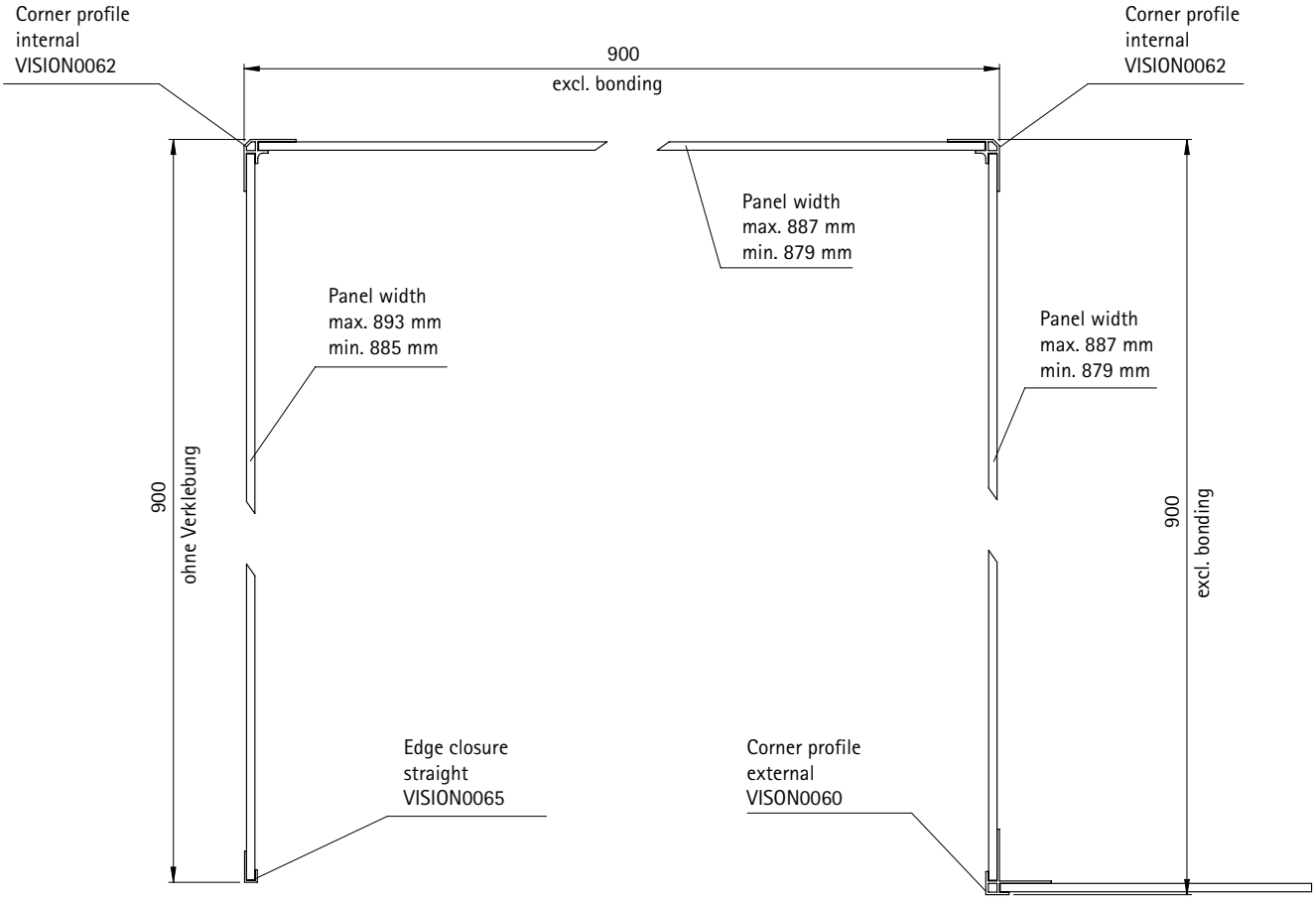
Corner profile
internal
VISION0062
900
excl. bonding
Corner profile
internal
VISION0062
Panel width
max. 887 mm
min. 879 mm
Panel width
max. 893 mm
min. 885 mm
Panel width
max. 887 mm
min. 879 mm
900
ohne Verklebung
900
excl. bonding
Edge closure
straight
VISION0065
Corner profile
external
VISON0060

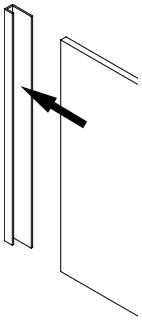

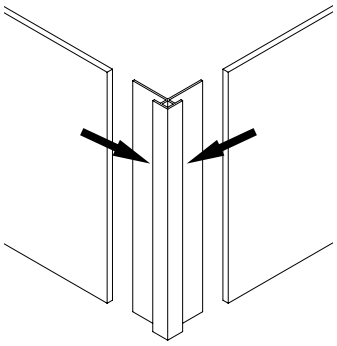

MULTISTAR® VISION^{PLUS} surfaces for design modules

High quality surfaces made from mineral material for design modules

- Matt, anti-slip surface in accordance with DIN 51097, Group B
- Prices are basic prices for special designs
  for fitting to design modules and to elements from the SCHEDEL range
- The technical feasibility must be confirmed before placing an order.

	Article number
BIANCO WHITE	001
CREAM	002
CARAMEL	003
DARK BROWN	004
GRAPHITE	005
LIGHT GRAPHITE	006
DARK GREY	007
LIGHT GREY	008

MULTISTAR® RACK

Shelving units

EPS (expanded polystyrene) rigid foam core with mineral-based coating, ready to tile
Panel thickness 50 mm, shelf thickness 50 mm

All dimensions in mm

	Height	Width	Depth	Article number
Mini shelving unit	1320	500	350	RACK510
Maxi shelving unit	2200	500	350	RACK530

All dimensions in mm

	Height	Leg length	Article number
Mini corner shelving unit	1320	350	RACK550
Maxi corner shelving unit	2200	350	RACK570

Wash basin units for built-in wash basin

EPS (expanded polystyrene) rigid foam core with mineral-based coating, ready to tile
Panel thickness 120 mm, shelf thickness 50 mm

All dimensions in mm

		Height	Width	Depth	Article number
	Single wash basin unit without shelf	900	800	600	RACK101
	Single wash basin unit without shelf	900	1000	600	RACK121
Made-to-measure	Single wash basin unit without shelf	maximum 900	maximum 2000	maximum 600	RACKSONDEREWOB
	Single wash basin unit with shelf	900	800	600	RACK141
	Single wash basin unit with shelf	900	1000	600	RACK161
Made-to-measure	Single wash basin unit with maximum two shelves	maximum 900	maximum 2000	maximum 600	RACKSONDEREWMB
	Double wash basin unit without shelf	900	1600	600	RACK201
	Double wash basin unit without shelf	900	2000	600	RACK221
	Double wash basin unit with shelf	900	1600	600	RACK241
	Double wash basin unit with shelf	900	2000	600	RACK261
Hole for single lever mixer	Please state position and hole dimension when ordering				RACK010
Cut-out for built-in wash basin	Please state position and hole dimension when ordering	■ When fitting faucet in built-in wash basin, maximum central cut-out Ø 50 cm ■ When fitting faucet outside of built-in wash basin maximum central cut-out Ø 40 cm			RACK020

Wash basin units for countertop wash basin

EPS (expanded polystyrene) rigid foam core with mineral-based coating, ready to tile
Panel thickness 120 mm, shelf thickness 50 mm

All dimensions in mm

		Height	Width	Depth	Article number
	Single wash basin unit without shelf	750	800	600	RACK301
	Single wash basin unit without shelf	750	1000	600	RACK321
Made-to-measure	Single wash basin unit without shelf	maximum 900	maximum 2000	maximum 600	RACKSONDERAWOB
	Single wash basin unit with shelf	750	800	600	RACK341
	Single wash basin unit with shelf	750	1000	600	RACK361
Made-to-measure	Single wash basin unit with maximum two shelves	maximum 900	maximum 2000	maximum 600	RACKSONDERAWMB
	Double wash basin unit without shelf	750	1600	600	RACK401
	Double wash basin unit without shelf	750	2000	600	RACK421
	Double wash basin unit with shelf	750	1600	600	RACK441
	Double wash basin unit with shelf	750	2000	600	RACK461
Hole for single lever mixer	Please state position and hole dimension when ordering				RACK010
Hole for drain fitting	Please state position and hole dimension when ordering				RACK030
	Wash basin column	690	Ø 450		RACK600

MULTISTAR® SEAT^{PLUS} seating elements with surface made of mineral material

SEAT made of mineral material, with jointless surface

consisting of:
- SEAT element
- Surface made of mineral material, anti-slip as per DIN 51097, group B
- 5 m sealing tape for sealing with wall

When ordering, please attach drawing.
If desired, installation by SCHEDEL is possible.

Dimensions in mm

	Height	Seat depth	Article number
SEAT ^{PLUS} two-sided	500	300	SP3002XXX
SEAT ^{PLUS} two-sided	500	400	SP4002XXX
SEAT ^{PLUS} three-sided, left-handed model	500	300	SP3003liXXX
SEAT ^{PLUS} three-sided, left-handed model	500	400	SP4003liXXX
SEAT ^{PLUS} three-sided, right-handed model	500	300	SP3003reXXX
SEAT ^{PLUS} three-sided, right-handed model	500	400	SP4003reXXX
SEAT ^{PLUS} four-sided	500	300	SP3004XXX
SEAT ^{PLUS} four-sided	500	400	SP4004XXX
Installation by manufacturer's customer service			MONTAGEVP

Cut-outs in seat for wall inlet systems possible on the part of the customer

two-sided arrangement
for niche installation

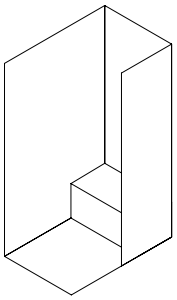

three-sided arrangement
for corner installation
left-handed variant

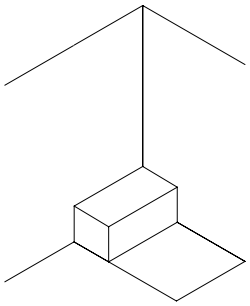

three-sided arrangement
for corner installation
right-handed variant

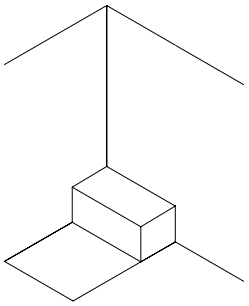

four-sided arrangement
for installation on one wall

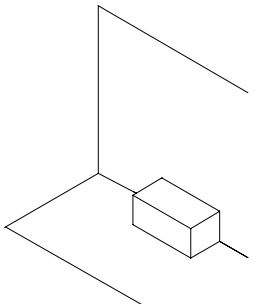

xxx = Surface (e.g. SP3003li008 = SEAT^{PLUS} in LIGHT GREY)

BIANCO WHITE = 001	CARAMEL = 003	GRAPHITE = 005	DARK GREY =007
CREAM = 002	DARK BROWN = 004	LIGHT GRAPHITE= 006	LIGHT GREY = 008

MULTISTAR® SEAT seating elements for tiling

SALO and MERAN SEAT elements

EPS (expanded polystyrene) rigid foam core with mineral-based coating
ready for tiling, fibre-reinforced webbing must be incorporated in the tile adhesive with tile dimensions of ≤ 20 x 20 mm

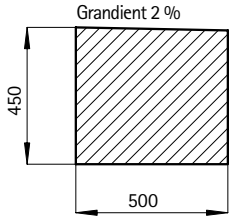

Side view of SALO SEAT 500

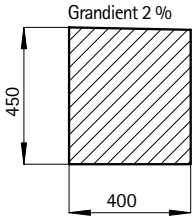

SALO SEAT 400

All dimensions in mm		Tile requirement	Length	Height	Depth	Radius	Article number
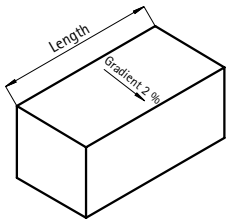	SALO 500	Seating area approx. 1 m²/m side surface approx. 0.25 m²/side	1000	450	500		SEAT270
	SALO 400	Seating area approx. 0.9 m²/m side surface approx. 0.23 m²/side	1000	450	400		SEAT290
	Important! Minimum calculation quantity is 1 m, therefore a metre price will be charged for orders of less than 1 metre.						
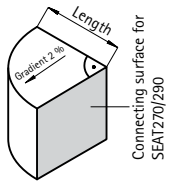	SALO 500 Closing module, right-hand	Seating area approx. 0.6 m²/m side surface approx. 0.25 m²/side	500	450		500	SEAT271
	SALO 400 Closing module, right-hand	Seating area approx. 0.55 m²/m side surface approx. 0.23 m²/side	400	450		400	SEAT291
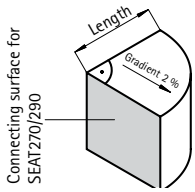	SALO 500 Closing module, left-hand	Seating area approx. 0.6 m²/m side surface approx. 0.25 m²/side	500	450		500	SEAT272
	SALO 400 Closing module, left-hand	Seating area approx. 0.55 m²/m side surface approx. 0.23 m²/side	400	450		400	SEAT292
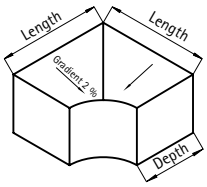	SALO 500 Curved corner module	Seating area approx. 0.75 m²/m side surface approx. 0.25 m²/side	800	450	500	300	SEAT273
	SALO 400 Curved corner module	Seating area approx. 0.68 m²/m side surface approx. 0.23 m²/side	700	450	400	300	SEAT293
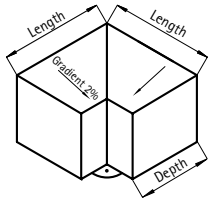	SALO 500 Corner module with mitre	Seating area approx. 0.75 m²/m side surface approx. 0.25 m²/side	700	450	500		SEAT274
	SALO 400 Corner module with mitre	Seating area approx. 0.68 m²/m side surface approx. 0.23 m²/side	600	450	400		SEAT294
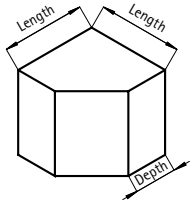	MERAN 500	Seating area approx. 0.75 m²/m side surface approx. 0.25 m²/side	500	500	250		SEAT280
	MERAN 400	Seating area approx. 0.68 m²/m side surface approx. 0.23 m²/side	400	500	150		SEAT298

VERONA SEAT

EPS (expanded polystyrene) rigid foam core with mineral-based coating
ready for tiling, fibre-reinforced webbing must be incorporated in the tile adhesive with tile dimensions of ≤ 20 x 20 mm

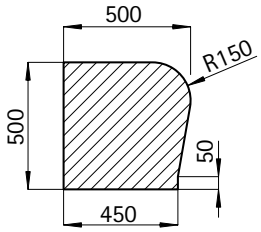

VERONA SEAT 500

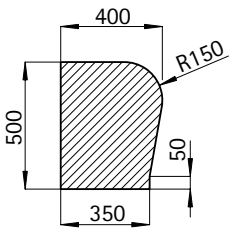

VERONA SEAT 400

All dimensions in mm

		Tile requirement	Length	Height	Depth	Radius	Article number
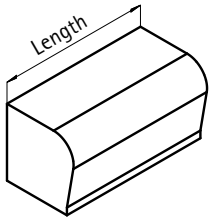	VERONA 500	Seating area approx. 1 m²/m Side surface approx. 0.25 m²/side	1000	500	500/450	150	SEAT100
	VERONA 400	Seating area approx. 0.9 m²/m side surface approx. 0.23 m²/side	1000	500	400/350	150	SEAT110
	Important! Minimum calculation quantity is 1 m, therefore a minimum price for 1 metre will be charged for orders of less than 1 metre						
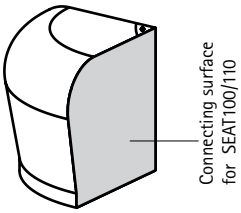	VERONA 500 Closing module, right-hand	Seating area approx. 0.75 m²/m side surface approx. 0.25 m²/side		500	500/450	500	SEAT101
	VERONA 400 Closing module, right-hand	Seating area approx. 0.68 m²/m side surface approx. 0.23 m²/side		500	400/350	400	SEAT111
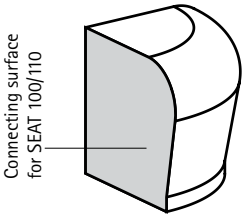	VERONA 500 Closing module, left-hand	Seating area approx. 0.75 m²/m side surface approx. 0.25 m²/side		500	500/450	400	SEAT102
	VERONA 400 Closing module, left-hand	Seating area approx. 0.68 m²/m side surface approx. 0.23 m²/side		500	400/350	500	SEAT112
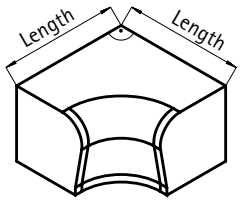	VERONA 500 Curved corner module	Seating area approx. 1 m²/m Side surface approx. 0.25 m²/side	800	500	500/450	300	SEAT103
	VERONA 400 Curved corner module	Seating area approx. 0.9 m²/m side surface approx. 0.23 m²/side	700	500	400/350	300	SEAT113
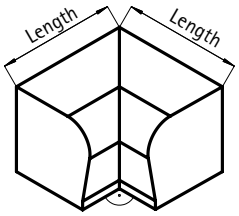	VERONA 500 Corner module with mitre	Seating area approx. 0.75 m²/m side surface approx. 0.25 m²/side	700	500	500/450		SEAT104
	VERONA 400 Corner module with mitre	Seating area approx. 0.68 m²/m side surface approx. 0.23 m²/side	600	500	400/350		SEAT114

VERONA SEAT combination options

Version 1

consisting of
SEAT100
SEAT101
SEAT102
SEAT103

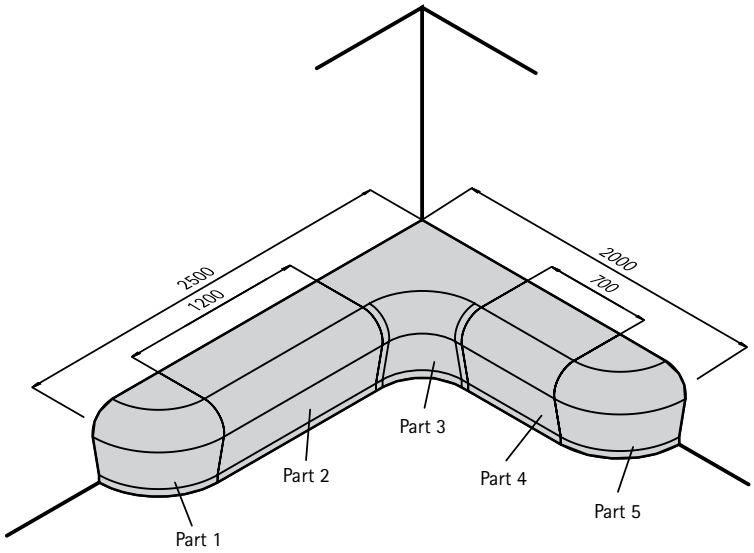

Version 2

consisting of
SEAT100
SEAT101
SEAT102
SEAT103

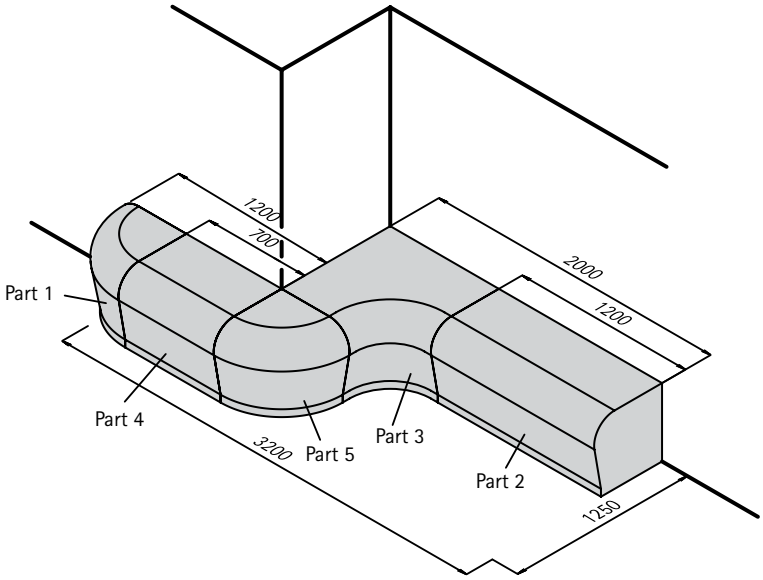

Design example for VERONA SEAT unit

Products as per drawing			Length in mm	Calculation information
Part 1	SEAT101	Closing module, right-hand	500	
Part 2	SEAT100	VERONA 500 seat	1200	Length 1200 = Factor 1.2
Part 3	SEAT103	Corner module with inside radius	800	
Part 4	SEAT100	VERONA 500 seat	700	Calculation is always per m
Part 5	SEAT102	Closing module, left-hand	500	

PISA and PADOVA SEAT elements

EPS (expanded polystyrene) rigid foam core with mineral-based coating
ready for tiling, fibre-reinforced webbing must be incorporated in the tile adhesive with tile dimensions of ≤ 20 x 20 mm

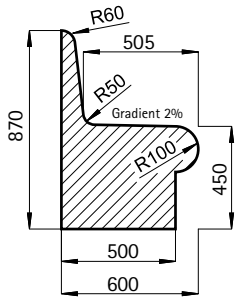

All dimensions in mm		Tile requirement	Length	Height	Depth	Article number
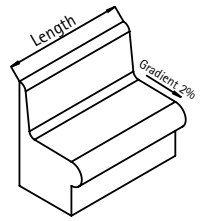	PISA	Seating area approx. 1.5 m²/m side surface approx. 0.5 m²/side	1000	870	600	SEAT500
	Important! Minimum calculation quantity is 1 m, therefore a metre price will be charged for orders of less than 1 metre.					
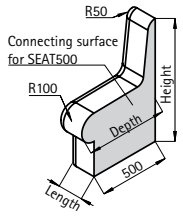	PISA Closing module, right-hand	Seating area approx. 0.3 m²/m side surface approx. 0.5 m²/side	200	870	600	SEAT501
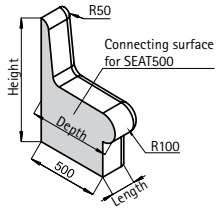	PISA Closing module, left-hand	Seating area approx. 0.3 m²/m side surface approx. 0.5 m²/side	200	870	600	SEAT502
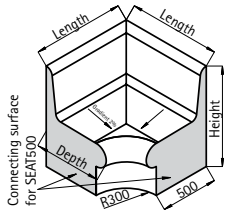	PISA Curved corner module	Seating area approx. 1.5 m²/m side surface approx. 0.5 m²/side	800	870	600	SEAT503
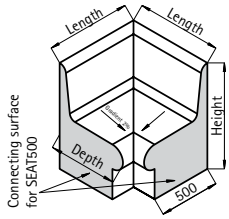	PISA corner module with mitre	Seating area approx. 1.25 m²/m side surface approx. 0.5 m²/side	700	870	600	SEAT504
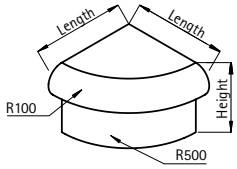	PADOVA	Seating area approx. 0.75 m²/m side surface approx. 0.25 m²/side	600	450		SEAT900

MULTISTAR® WAVE well-being recliner

EPS (expanded polystyrene) rigid foam core with mineral-based coating
Fibreglass-reinforced webbing must be incorporated in the tile adhesive with tile dimensions of ≤ 20 x 20 mm

All dimensions in mm

		Tile requirement	Height	Width	Depth	Article number
	WAVE Anima	approx. 4.50 m²	810	700	1930	WAVE100
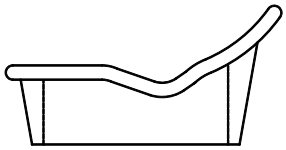	WAVE Fortuna	approx. 4.50 m²	970	700	1930	WAVE300
	WAVE Valida	approx. 5.00 m²	970	700	1930	WAVE400
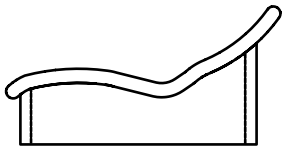	WAVE Ventus	approx. 5.50 m²	970	700	1930	WAVE500

MULTISTAR® FOOT BASIN

Foot basin for tiling

consisting of EPS (expanded polystyrene) rigid foam core with mineral-based coating, ready for tiling
Including base element, set of 3 (20/30/40 mm) for adjustment on site to screed height/drain fitting

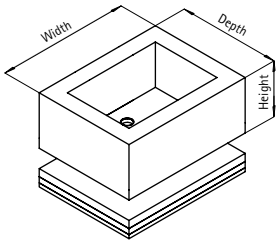

All dimensions in mm

	Outer dimensions Height/Width/Depth	Inner dimensions Height/Width/Depth	Article number
Foot basin prefabricated for 1 1/2" standpipe	260/660/510	220/500/350	FOOTBASIN010
Foot valve with chrome-plated standpipe			FOOTBASIN910

MULTISTAR® HEAT thin-bed heating system

Electric thin-bed heating system, 24 V

for MULTISTAR® WAVE (recliners) und MULTISTAR® SEAT (tileable seats)

Download PDF
Installation instructions
EBA40005

You will need a transformer, a controller and a thin-bed mat for a thin-bed heating system!

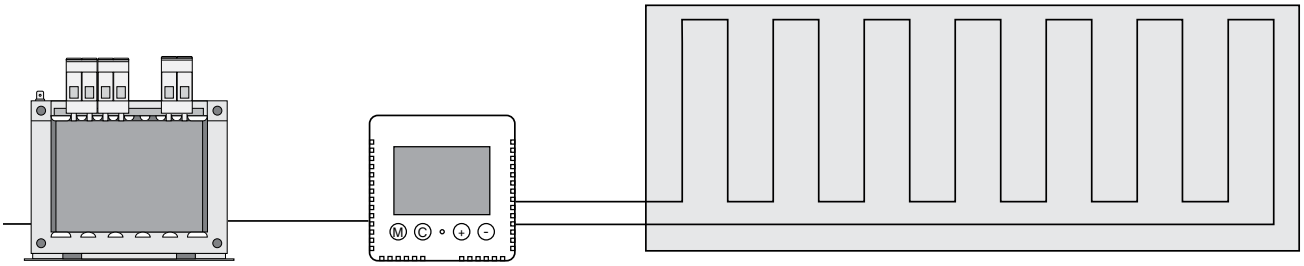

Transformer
HEAT 210 or HEAT 212

Controller
HEAT 110 or HEAT 112

thin-bed mat
HEAT 010, HEAT 012, HEAT 014, HEAT 016 or HEAT 018

		Length	Width	Article number
Electric thin-bed mat for WAVE for all well-being recliners, 155 watts		2000	500	HEAT010
Electric thin-bed mat for SEAT (tiled seats without backrest) Start-up with transformer 0.16 kVA (HEAT210)	for 1000 mm benches, 78 watts	1000	500	HEAT012
	for 1500 mm benches, 100 watts	1500	500	HEAT014
	for 2000 mm benches, 155 watts	2000	500	HEAT010
Electric thin-bed mat for PISA SEAT (seat with backrest) Start-up with transformer 0.16 kVA (HEAT210)	for 500 mm benches, 78 watts	1000	500	HEAT012
	for 1000 mm benches, 155 watts	1000 (2000)	1000 (500)	HEAT010
Electric thin-bed mat for PISA SEAT (seat with backrest) Start-up with transformer 0.4 kVA (HEAT212)	for 1500 mm benches, 240 watts	1500 (3000)	1000 (500)	HEAT016
	for 2000 mm benches, 330 watts	2000 (4000)	1000 (500)	HEAT018
Concealed controller without timer not suitable for wet rooms				HEAT110
Concealed controller with timer not suitable for wet rooms				HEAT112
24 V/0.16 kVA transformer for use in sub-distributor box				HEAT210
24 V/0.4 kVA transformer for use in sub-distributor box				HEAT212

Several heating mats can be combined if the stated bench length is exceeded. The total heat output (in watts) must then match the transformer power (use several if necessary).

Steam cabins with integral shower area

www.schedel-badinnovation.de

MULTISTAR® STEAM

Steam cabin basic element

Basic element:

- 50 mm rigid foam system shower element with point drain and integrated gradient, factory-sealed
- Includes KESSEL floor drain R
- Base elements
- MERAN SEAT, 2 x (see Page 163)
- 80 mm rigid foam system shower walls with vapour barrier fitted
- Integral reinforcement for shower door assembly
- Tunnel roof ceiling element
- System installation material
- Sealing strip to fit on site

Important:
The height of the room must be 10 cm higher than the dimension of the steam bath.

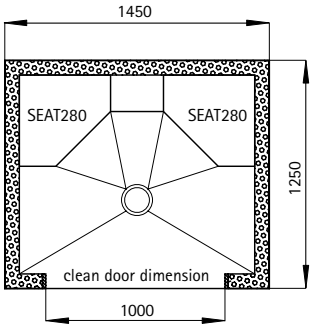

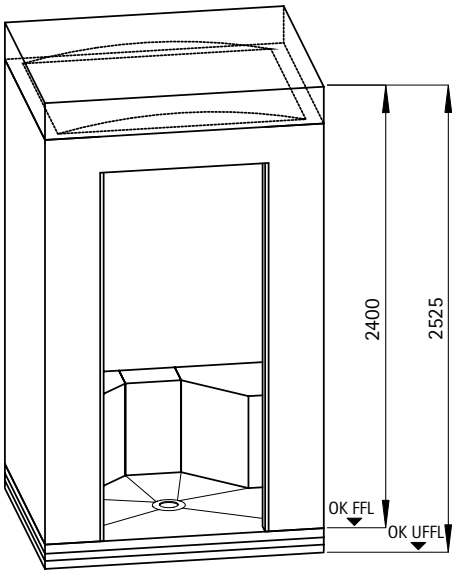

Fig. STEAM0100

All dimensions in mm

	Width	Depth	Height (above FFL/UFFL)	Article number
Steam cabin basic element **Standard design with point drain**	1450	1250	2400/2525	STEAM0100
KESSEL floor drain including standard grate of your choice (see Page 28) Horizontal drain (SKR 32102) Minimum installation height 105 Horizontal drain (SKR 32104) Minimum installation height 90 Vertical drain (SKR 32100) Minimum installation height 50				included
Made-to-measure				
Steam cabin basic element **Made-to-measure design with point drain** without seat Seat model of your choice (see Page 163 to Page 166) Floor drain of your choice from the current product range	Floor surface (external) up to 2.25 m²		max. 2500/2650	STEAM0225
	Floor surface (external) up to 3 m²		max. 2500/2650	STEAM0300
	Floor surface (external) up to 4 m²		max. 2500/2650	STEAM0400
	Floor surface (external) up to 5 m²		max. 2500/2650	STEAM0500
				Floor drain included
Steam cabin basic element **Made-to-measure with linear drain** without seat Seat model of your choice (see Page 163 to Page 166) Gully type of your choice from the current product range	Floor surface (external) up to 2.25 m²		max. 2500/2650	STEAM0225LI
	Floor surface (external) up to 3 m²		max. 2500/2650	STEAM0300LI
	Floor surface (external) up to 4 m²		max. 2500/2650	STEAM0400LI
	Floor surface (external) up to 5 m²		max. 2500/2650	STEAM0500LI
				Channel included
Steam cabin basic element **Made-to-measure with wall drainage drain** without seat Seat model of your choice (see Page 163 to Page 166) Wall drainage systems must be provided	Floor surface (external) up to 2.25 m²		max. 2500/2650	STEAM0225WE
	Floor surface (external) up to 3 m²		max. 2500/2650	STEAM0300WE
	Floor surface (external) up to 4 m²		max. 2500/2650	STEAM0400WE
	Floor surface (external) up to 5 m²		max. 2500/2650	STEAM0500WE
				Wall drainage systems are not included in delivery

Steam cabin accessories

	Description	Article number
Steam system package	Steam generator 2/4/6 VB Controller H 1 Steam outlet (nozzle) 10 x descaler 4 x LED downlights including transformer 5 W 250 ml lemon and menthol fragrance Please contact our Technical department with the steam system for STEAM0500 and STEAM0500L	STEAM2000
Steam cabin door	Dimensions up to 1000 x 2000 6 mm toughened safety glass with Protect surface finish Hinges on left or right can be selected (only with site measurement and installation)	STEAM1000
Site measurement and installation of the steam cabin door		STEAM1001
Automatic fragrance emission	including 5 litres eucalyptus/menthol	STEAM2200
Loudspeaker, set of 2		STEAM2300
factory-prefabricated for installation of loudspeakers	The positions of the loudspeakers must be agreed with the Technical department when placing the order.	STEAM2301
Fixing element 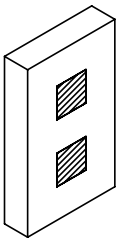	factory-fitted, 100 x 100 mm	STEAM32950
Supply air	Plate valve unit for supply air (indoor/outdoor)	STEAM1400
Extract air 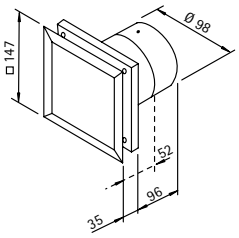	Small MiniVent M1 extractor for extract air Standard model with 2 power levels (90/75 m³/h)	STEAM1420
Ceiling coated with mineral surface MULTISTAR® VISON PLUS	please contact our Technical Department regarding this	MONTAGE
Assembly of the steam cabin body	in conjunction with a fitter from the contracting company during installation of the cabin body, max. 1 working day including site measurement and travel to/from site (mainland only) (excluding tiling, electrical installation and installation work)	ASSEMBLY
Assembly of the steam cabin body (additional day)		MONTAGE2
Training of	the contracting company by Schedel including travel to/from site (excluding assembly, mainland only)	TRAINING

Preparations for installation of STEAM

Article number

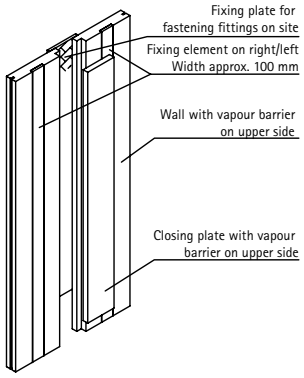

Prefabricated for on-site installation of a concealed box/shower collection
Cut-out for concealed box with fixing panel
Closing element for recess and wall filler element — STEAM32492

Installation of concealed box, provided on site
Cut-out for concealed box with fixing panel
Closing element for recess and wall filler element
concealed box provided on site
1 x 1/2" female thread for hand shower
1 x 1/2" female thread for head shower
2 x 20 mm connecting pipes approx. 1200 mm long acting as 3/4" female threaded transition point
(Please enclose installation diagram with order) — STEAM32493

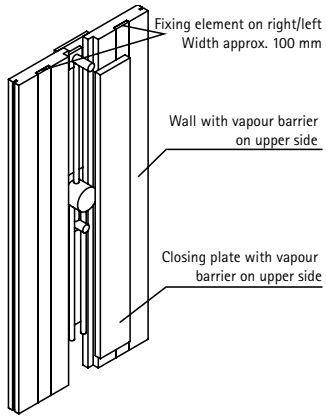

Pipework with Hansgrohe iBox
Recess for iBox with fixing panel,
Closing element for recess and wall filler element
(Please enclose installation diagram with order)

1 x Hansgrohe iBox universal basic set no. 01800180
1 x 1/2" female thread for hand shower
1 x 1/2" female thread for head shower (Ø max. 300 mm)
2 x 20 mm connecting pipes approx. 1200 mm long acting
as 3/4" female threaded transition point — STEAM32491

Pipework with Hansgrohe iBox Rainfall system
Recess for iBox with fixing panel,
Closing element for recess and wall filler element
(Please enclose installation diagram with order)

2 x Hansgrohe iBox universal basic sets no. 01800180
1 x concealed valve no. 15973180.DN 15 for hand shower,
1 x concealed valve no. 15970180.DN 20 for Quattro,
1 x Quattro 4-way diverter valve no. 15930180
2 x 20 mm connecting pipes approx. 1200 mm long acting as 3/4" female threaded transition point — STEAM32494

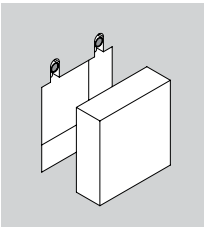

Pipework for exposed faucet
2 x 1/2" female threads for connection of an exposed faucet/shower panel
2 x 16 mm connecting pipes, approx. 300 mm long acting as transition point
Cold/hot water 2x1/2" female threads — STEAM32480

Prefabricated for installation of a Kneipp hose
1 x 3/4" female thread for connection of a Kneipp hose fitting
1 x 20 mm connecting pipe approx. 1000 mm long acting as 3/4" female threaded transition point
(Please enclose installation diagram with order) — STEAM32495

Prefabricated for side showers
Factory-installation of up to 6 no. side showers 1/2" female thread
(only in conjunction with STEAM32493, STEAM32491 and STEAM32494) — STEAM32496

MULTISTAR® STEAM

MULTISTAR® STEAM with GROHE F-digital shower head solutions

		Artikelnummer
Variante S	**Installation of the GROHE Package S** in shower-area solutions according to Schedel product range The scope of supply includes: - Factory installed aluminium body provided by Friedrich GROHE specialist wholesaler - Incorporation of a fixing element for installing the ceiling jets - Installation of the light and sound shell module - Installation of the flush-mounted thermostat body - Preparation for installing the wall connection elbow	STEAM3000
Variante M	**Installation of the GROHE Package M** in STEAM cabin to Schedel product range The scope of supply includes: - Factory installed aluminium body provided by Friedrich GROHE specialist wholesaler - Incorporation of a fixing element for installing the ceiling jets - Installation of the flush-mounted thermostat bodies for the side jets - Installation of the sound shell module - Installation of the flush-mounted thermostat body - Preparation for installing the wall connection elbow - Preparation for installing the steam outlet nozzle - Installation of the flush-mounted body for the temperature sensor	STEAM3001
Variante L	**Installation of the GROHE Package L** in STEAM cabin to Schedel product range The scope of supply includes: - Factory installed aluminium body provided by Friedrich GROHE specialist wholesaler - Incorporation of a fixing element for installing the ceiling jets - Installation of the flush-mounted body for the side jets - Installation of the light and sound shell module - Installation of the flush-mounted thermostat body - Preparation for installing the wall connection elbow - Preparation for installing the steam outlet nozzle - Installation of the flush-mounted body for the temperature sensor	STEAM3002
Variante AquaSymphony	**Installation of the GROHE Package AquaSymphony** STEAM in shower-area solutions according to Schedel product range The scope of supply includes: - Factory installation of the GROHE body provided by the specialist wholesaler - Cut-out for ceiling shower - Installation of flush-mounted thermostat body - Preparation for installing the wall connection elbow	STEAM3003
Fixing element	built-in at the factory for GROHE body shell set (e.g. light, sound, steam nozzle)	STEAM32497

Bathtub and shower tray supports

Download
Installation instructions
EBA 40046

www.schedel-badinnovation.de

MULTISTAR® bathtub supports

Drawing	Designation	Description
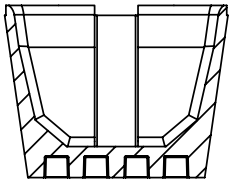	STANDARD	Bathtub support with 2 angled sides
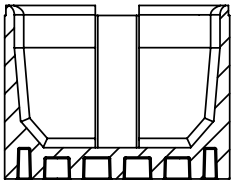	Standard with two straight sides	Bathtub support with two straight sides
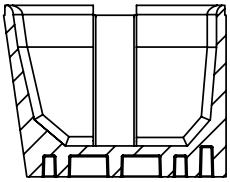	SuPERIO UNO	Bathtub support with 1 angled side and 1 straight side (front side can be selected)
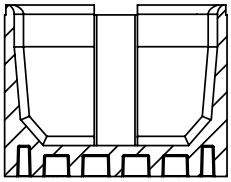	XL bathtub support	Bathtub support with two straight sides
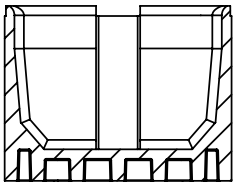	EUROYAL	Bathtub support with two straight sides and prefabricated for plinth
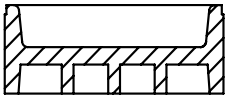	Shower tray support	
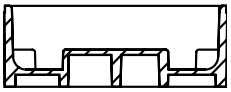	Shower tray support	with integral pipe conduit
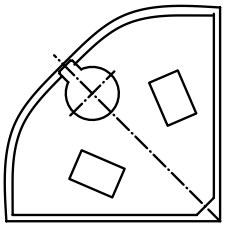	Corner bathtub support	Bathtub support, flush, curved
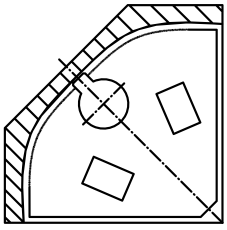	Corner bathtub support	including pentagonal front shelf, shelf approx. 80 mm (hatched)

MULTISTAR® bathtub support standard range

Standard bathtub supports with two angled sides

All dimensions in mm

Length x Width	Fits bathtubs	Support height	Article number
1700 x 750	Betteform / Nova Betteform / Safe Kaldewei Saniform Plus Laufen Moderna Plus Laufen Palladium Roca Body Plus	555	SW 10000
1700 x 700	Betteform / Safe Kaldewei Saniform Plus / Saniform Plus Star Laufen Moderna Plus Roca Contesa Plus	555	SW 10005
1600 x 750	Betteform / Safe Kaldewei Saniform Plus / Saniform Plus Star	555	SW 10010
1600 x 700	Betteform / Safe Kaldewei Saniform Plus / Saniform Plus Star Laufen Moderna Plus Roca Contesa Roca Contesa Plus	555	SW 10015
1500 x 700	Betteform / Safe Kaldewei Saniform Plus / Saniform Plus Star Roca Contesa	555	SW 10020
1400 x 700	Kaldewei Saniform Plus / Saniform Plus Star Roca Contesa	555	SW 10025

Standard bathtub supports with two straight sides

All dimensions in mm

Length x Width	Fits bathtubs	Support height	Article number
1800 x 800	Betteclassic Betteform / Safe Betteset Kaldewei Cayono Kaldewei Dyna Set / Dyna Set Star Kaldewei Saniform Plus	570	SW 10014
1700 x 750	Betteform / Nova Betteform / Safe Kaldewei Cayono Kaldewei Saniform Plus Laufen Moderna Plus Laufen Palladium Roca Body Plus	555	SW 10001

SuPERIO UNO with one straight and one angled side

All dimensions in mm

Length x Width	Fits bathtubs	Support height	Article number
1700 x 750	Betteform / Nova Betteform / Safe Kaldewei Cayono Kaldewei Saniform Plus Laufen Moderna Plus Roca Body Plus	555	SW 10003
1700 x 700	Betteform / Safe Kaldewei Cayono Kaldewei Saniform Plus / Saniform Plus Star Laufen Moderna Plus Roca Contesa Roca Contesa Plus	555	SW 10008
1600 x 750	Betteform / Safe Kaldewei Saniform Plus / Saniform Plus Star	555	SW 10011
1600 x 700	Betteform / Safe Kaldewei Cayono Kaldewei Saniform Plus / Saniform Plus Star Laufen Moderna Plus Roca Contesa Plus	555	SW 10012
1500 x 700	Betteform / Safe Kaldewei Cayono Kaldewei Saniform Plus / Saniform Plus Star Roca Contesa	555	SW 10032
1400 x 700	Betteform / Safe Kaldewei Saniform Plus / Saniform Plus Star Roca Contesa	555	SW 10031

Standard EUROYAL bathtub supports
with two straight sides – prefabricated for plinth



All dimensions in mm

Length x Width	Fits bathtubs	Support height	Article number
1700 x 750	Betteform / Nova Betteform / Safe Kaldewei Cayono Kaldewei Saniform Plus Laufen Moderna Plus Laufen Palladium Roca Body Plus	555	06011
1700 x 700	Betteform / Safe Kaldewei Cayono Kaldewei Saniform Plus / Saniform Plus Star Roca Contesa Plus	555	06013
1600 x 750	Betteform / Safe Kaldewei Saniform Plus / Saniform Plus Star	555	06012
1600 x 700	Betteform / Safe Kaldewei Cayono Kaldewei Saniform Plus / Saniform Plus Star Roca Contesa Plus	555	06014
1500 x 700	Betteform / Safe Kaldewei Cayono Kaldewei Saniform Plus / Saniform Plus Star	555	06015
1400 x 700	Betteform / Safe Kaldewei Saniform Plus / Saniform Plus Star	555	06016

Standard shower tray supports with integral pipe drain conduits

All dimensions in mm

Length x Width x Height	Fits shower trays	Support height	Article number
800 x 800 x 150	Bette Kaldewei Laufen Platina Laufen Jika Indigo	305	SD 20000
750 x 800 x 150	Bette Kaldewei	305	SD 20005
900 x 900 x 150	Bette Kaldewei Laufen Platina Laufen Jika Indigo	305	SD 20010
750 x 900 x 150	Bette Kaldewei Laufen Platina Laufen Jika Indigo	305	SD 20015

Bathtub support with washing machine connection
HAAS product for standard bathtub supports with two angled sides

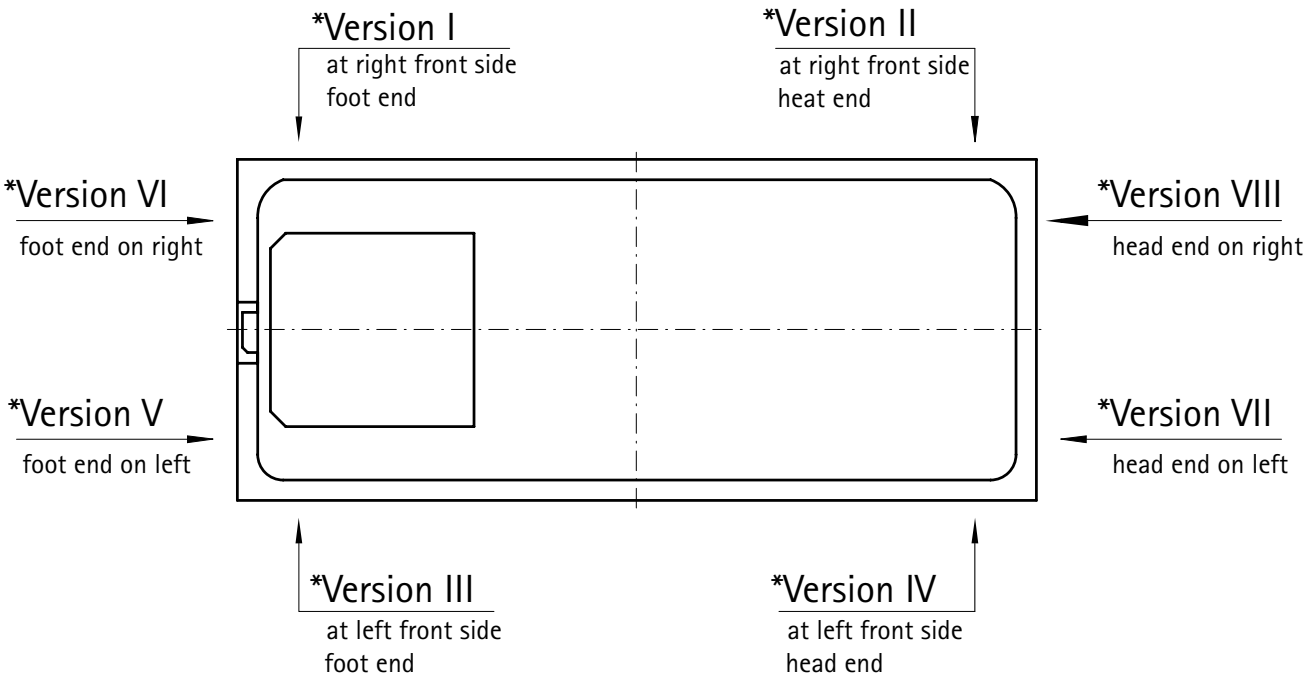

All dimensions in mm

Length x Width	Fits bathtubs	Support height	Version	Article number
1700 x 750 (SW 10000)	Betteform / Nova Betteform / Safe Kaldewei Saniform Plus Laufen Moderna Plus Laufen Palladium Roca Body Plus	555	Version II (at right front side, head end)	SW 88001
			Version IV (at left front side, head end)	SW 88002
			Version VII (head end on left)	SW 88003
			Version VIII (head end on right)	SW 88004

Bathtub supports with washing machine connection
HAAS product for standard bathtub supports with two angled sides

All dimensions in mm

Length x Width	Fits bathtubs	Support height	Version	Article number
1700 x 700 (SW 10005)	Betteform / Safe Kaldewei Saniform Plus Kaldewei Saniform Plus Star Laufen Moderna Plus Roca Contesa Plus	555	Version II (at right front side, head end)	SW 88005
			Version IV (at left front side, head end)	SW 88006
			Version VII (head end on left)	SW 88007
			Version VIII (head end on right)	SW 88008
1600 x 750 (SW 10010)	Betteform / Safe Kaldewei Saniform Plus Kaldewei Saniform Plus Star Metaliberica Verona Roca Contesa Plus	555	Version II (at right front side, head end)	SW 88009
			Version IV (at left front side, head end)	SW 88010
			Version VII (head end on left)	SW 88011
			Version VIII (head end on right)	SW 88019
1600 x 700 (SW 10015)	Betteform / Safe Kaldewei Saniform Plus Kaldewei Saniform Plus Star Laufen Moderna Plus Roca Contesa Roca Contesa Plus	555	Version II (at right front side, head end)	SW 88012
			Version IV (at left front side, head end)	SW 88014
			Version VII (head end on left)	SW 88017
			Version VIII (head end on right)	SW 88018
1500 x 700 (SW 10020)	Bette Form / Safe Kaldewei Saniform Plus Kaldewei Saniform Plus Star Roca Contesa	555	Version II (at right front side, head end)	SW 88020
			Version IV (at left front side, head end)	SW 88021
			Version VII (head end on left)	SW 88022
			Version VIII (head end on right)	SW 88023
1400 x 700 (SW 10025)	Betteform / Safe Kaldewei Saniform Plus Kaldewei Saniform Plus Star Roca Contesa Plus	555	Version II (at right front side, head end)	SW 88040
			Version IV (at left front side, head end)	SW 88041
			Version VII (head end on left)	SW 88042
			Version VIII (head end on right)	SW 88043

*When ordering all other supports with washing machine connection
please use our non-standard number VK 48022, stating the bathtub model and version!

Accessories

All dimensions in mm

	Type	Length	Width	Height	Article number
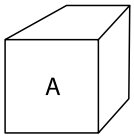	Block A 50	500	745	555	SH 30000
	Block A 10	100	745	555	SH 30005
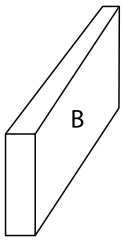	Block B	1720	150	555	SH 30010
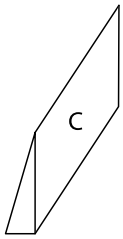	Wedge C 162	1620	73-0	523	SH 30020
	Wedge C 172	1720	73-0	523	SH 30015
	Wedge C 182	1820	73-0	523	SH 30025
	Wedge D	250	98-25	523	SH 30030

All dimensions in mm

	Type	Length	Width	Height	Article number
	Step element to create steps or for individual use	1000	250	150	SH 31045
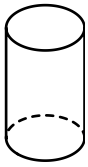	Column Diameter 200 mm	1000			SH 31050
	Column Diameter 250 mm	1000			SH 31051
	Column Diameter 300 mm	1000			SH 31052
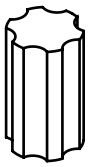	"Contoured" column Diameter 200 mm	1000			SH 31055
	"Contoured" column Diameter 300 mm	1000			SH 31056

Shelves for bathtub supports

All dimensions in mm

	Type	Length	Width	Height	Article number
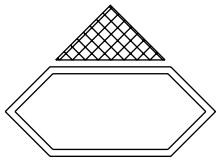	Filler piece for installing hexagonal and octagonal bathtubs at right angles Only supplied in conjunction with identical bathtub support – please state article number of related bathtub.				SH 31000
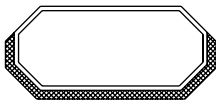	Front shelf for installing hexagonal and octagonal bathtubs at right angles Shelf width approx. 80 mm Only supplied in conjunction with identical bathtub support – please state article number of related bathtub.				SH 31010
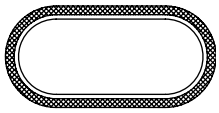	Oval perimeter shelf for oval bathtubs Shelf width approx. 80 mm Only supplied in conjunction with identical bathtub support – please state article number of related bathtub.				SH 31020
	Perimeter shelf for hexagonal and octagonal bathtubs Shelf width approx. 80 mm Only supplied in conjunction with identical bathtub support – please state article number of related bathtub.				SH 31105
	Rectangular perimeter shelf for hexagonal, octagonal and oval bathtubs Shelf width approx. 80 mm Only supplied in conjunction with identical bathtub support – please state article number of related bathtub.				SH 31030
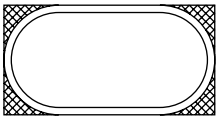	Corners for oval bathtubs (corners only)				SH 31035
	Corner filler sections (small corners) for hexagonal bathtubs				SH 31040

Prices for design elements not ordered with bathtub support/shower tray support on request
More design elements for bathtub supports can be found on Page 146 to Page 147 under MULTISTAR® VISION

Viega drain and overflow fittings

		Article number
	Drain fitting for bathtubs Viega Multiplex Visign M5 model, neutral, telescopic fitting model with chrome-plated colour set with stench trap and 45 degree drain pipe bend for normal bathtubs and deep shower trays	SH 30090
	Drain fitting for bathtubs Viega Multiplex Trio Visign MT5 model, neutral, telescopic fitting model with chrome-plated colour set for water supply through the overflow fitting, with stench trap and 45 degree drain pipe bend.	SH 30091
	Drain fitting for made-to-measure bathtubs Viega Multiplex functional unit model, telescopic fitting excluding colour set with stench trap and 45 degree drain pipe bend for normal bathtubs and deep shower trays	SH 30092
	Drain fitting for made-to-measure bathtubs Viega Multiplex Trio functional unit model, telescopic fitting excluding colour set for water supply through the overflow fitting, with stench trap and 45 degree drain pipe bend.	SH 30093

Installation material

		Article number
Hybrid adhesive* 310 ml cartridge		SH 32350
MULTISTAR® 2K PU foam* (Pack unit, 12 no. 400 ml cartridges) PU foam is labelled with the hazard statement H 351 (formerly R-phrase R 40) and is subject to a ban on self-service in accordance with §4 (1) Chemicals Prohibition Ordinance (Date 12.2010).		SH 30070
Installation kit for permanent sealing and sound-decoupled connection of the bathtub/shower tray to the wall		
consisting of Bathtub sealing strip 2 butyl filler corners Sound insulation strip Protective profile Bathtub edge strip Round cord 2 cleaning cloths	for bathtub (3.0 m)	SILSETWT
	for shower tray (2.20 m)	SILSETDWT
Thermal cutting unit for polystyrene PSGK/6 including 10 m cutting wire and handles		SH 30075

*Please note the best before date (separate information on packaging)
Installation materials are generally excluded from returns.

MULTISTAR® SiLENCIO sound protection set for bathtub

Minimum requirements

complies with DIN 4109/VDI 4100
for rooms requiring sound protection, basement rear L_{In} ≤ 30 dB(A) measured with structure-borne sound standard

		(All dimensions in mm)		Article number
Steel bathtub 	Download PDF Installation instructions EBA40446	consisting of 11 Bitumen mats 250 x 250		SILBASICSWT
Steel shower tray 	Download PDF Installation instructions EBA40447	consisting of 4 Bitumen mats 250 x 250		SILBASICSDWT

More demanding requirements

complies with DIN 4109/VDI 4100
for rooms requiring sound protection, basement rear L_{In} ≤ 25 dB(A)/L_{In} ≤ 24 dB(A) measured with structure-borne sound standard

		(All dimensions in mm)		Article number
Steel bathtub 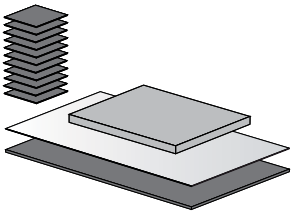	Download PDF Installation instructions EBA40414	consisting of - Mineral fibre mat - laminated fleece PE sealing strip and granulated rubber mat, 7 mm - 11 Bitumen mats 250 x 250	1700	750	SIL17075S
			1800	800	SIL18080S
			2000	1000	SIL100200S
Steel shower trays 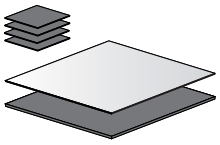	Download PDF Installation instructions EBA40413	consisting of - laminated fleece PE sealing strip and granulated rubber mat, 7 mm - 4 Bitumen mats 250 x 250	900	900	SIL9090S
			1000	1000	SIL100100S
			1200	1200	SIL120120S
Acrylic bathtub 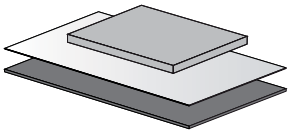	Download PDF Installation instructions EBA40412	consisting of - Mineral fibre mat - laminated fleece PE sealing strip and granulated rubber mat, 7 mm	1700	750	SIL17075A
			1800	800	SIL18080A
			2000	1000	SIL100200A
Acrylic shower tray 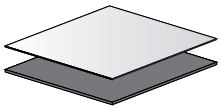	Download PDF Installation instructions EBA40411	consisting of - laminated fleece PE sealing strip and granulated rubber mat, 7 mm	900	900	SIL9090A
			1000	1000	SIL100100A
			1200	1200	SIL120120A

Artweger – bathtup supports

All dimensions in mm

Model	Manufacturer no.	Bathtub dimensions	Support height	Type	Article number
Alexandra corner bathtub support	W 203	1500 x 1500	580	flush/curved	SW 14512
Alexandra corner bathtub support with shelf, pentagonal	W 203	1500 x 1500	580	Shelf 80 mm	SW 14512A
Arabella corner bathtub support	W 204	1400 x 1400	580	flush/curved	SW 14526
Arabella corner bathtub support with shelf, pentagonal	W 204	1400 x 1400	580	Shelf 80 mm	SW 14526A
Christine, oval	W 504	1800 x 800	600		SW 14530
Claudia, left-hand version	W 605	1700 x 750	570	XL	SW 14521
Claudia, right-hand version	W 606	1700 x 750	570	XL	SW 14520
Julia	W 104	1800 x 800	570	XL	SW 14523
Tamara, oval (round bathtub)	W 503	1900 x 1010	580		SW 14525
Victoria corner bathtub support	W 201	1400 x 1400	570	flush/curved	SW 14518
Victoria corner bathtub support with shelf, pentagonal	W 201	1400 x 1400	570	Shelf 80 mm	SW 14518A

Additional notes

Artweger – shower tray supports

All dimensions in mm

Model	Manufacturer no.	Bathtub dimensions	Support height	Type	Article number
Carmen (rectangular)	WV 07	1000 x 800 x 60	170		SD 94121
Carmen (rectangular)	WV 08	1000 x 900 x 60	170		SD 94122
Carmen (rectangular)	WV 09	1200 x 900 x 60	170		SD 94123
Caroline 90 (pentagonal)	WF 01	900 x 900 x 70	164		SD 94100
Caroline 100 (pentagonal)	WF 02	1000 x 1000 x 70	164		SD 94101
Catherine (left-hand version)	WS 01	800 x 800 x 55	170		SD 94114
Catherine (right-hand version)		800 x 800 x 55	170		SD 94115
Jasmin 80 (quadrant)	WR 01	800 x 800 x 60	164		SD 94102
Jasmin, right (quadrant)	WR 06	900 x 800 x 60	170		SD 94110
Sabine	WV 12	800 x 800 x 45	140		SD 94138
Sabine	WV 13	900 x 900 x 45	140		SD 94128
Sabine	WV 14	1000 x 1000 x 45	140		SD 94139
Sally (pentagonal)	WF 07	900 x 900 x 45	140		SD 94126
Sally (pentagonal)	WF 08	1000 x 1000 x 45	140		SD 94137
Silvia (semi-circular – R 55)	WU 01	1040 x 890 x 80	170		SD 94120
Simone	WV 15	900 x 750 x 25	140		SD 94140
Simone	WV 25	1000 x 800 x 25	140		SD 94147
Simone	WV 26	1000 x 900 x 25	140		SD 94146
Simone	WV 16	1200 x 750 x 25	140		SD 94141
Simone	WV 17	1200 x 800 x 25	140		SD 94129
Simone	WV 18	1200 x 900 x 25	140		SD 94142
Simone, left (quadrant)	WR 31	1200 x 900 x 25	140		SD 94144
Simone, right (quadrant)	WR 30	1200 x 900 x 25	140		SD 94145
Simone	WV 19	1200 x 1000 x 25	140		SD 94143
Simone	WV 24	1500 x 900 x 25	140		SD 94130
Simone	WV 21	1600 x 750 x 25	140		SD 94131
Simone	WV 22	1700 x 750 x 25	140		SD 94132
Simone	WV 23	1800 x 900 x 25	140		SD 94133
Susanne (quadrant)	WR 22	800 x 800 x 45	140		SD 94134
Susanne (quadrant)	WR 23	900 x 900 x 45	140		SD 94127
Susanne (quadrant)	WR 24	1000 x 1000 x 45	140		SD 94135
Susanne (quadrant)	WR 29	1200 x 1200 x 45	140		SD 94136
Tanja (quadrant)	WR 16	900 x 900 x 60	164		SD 94124
Tanja (quadrant)	WR 17	1000 x 1000 x 60	164		SD 94125

Bette – bathtub supports

All dimensions in mm

Model	Manufacturer no.	Bathtub dimensions	Support height	Type	Article number
Arco corner bathtub support	6035	1400 x 1400	570	flush/curved	SW 13637
Arco corner bathtub support with shelf, pentagonal	6035	1400 x 1400	570	Shelf 80 mm	SW 13637A
Bambino FE on left	2770	1570 x 650	570	XL	SW 12039
Bambino FE on right	2780	1570 x 650	570	XL	SW 12038
Bambino FE on left	2570	1570 x 700	570	XL	SW 10112
Bambino FE on right	2580	1570 x 700	570	XL	SW 10111
Chic (hexagonal)	3270	2100 x 800	570	XL	SW 12450
Classic	3110	1700 x 750	570	XL	SW 12044
Classic	1271	1800 x 700	570	XL	SW 13638
Classic	1272	1800 x 750	570	XL	SW 13639
Classic	1270	1800 x 800	570	Standard with 2 straight sides	SW 10014
Comodo	1253/1623/1643	1700 x 800	580	XL	SW 11488
Comodo	1250/1620/1640	1700 x 750	580	XL	SW 11485
Comodo	1251/1621/1641	1800 x 800	580	XL	SW 11486
Comodo	1252/1622/1642	1900 x 900	580	XL	SW 11487
Cora (curve on left)	2820	1600 x 900	570		SW 12475
Cora (curve on right)	2810	1600 x 900	570		SW 12474
Cora (curve on left)	2830	1700 x 900	570	XL	SW 12477
Cora (curve on right)	2130	1700 x 900	570	XL	SW 12476
Cora (curve on left)	8790	1800 x 900	570	XL	SW 13582
Cora (curve on right)	8780	1800 x 900	570	XL	SW 13581
Cora Ronda (curve on left)	8520	1600 x 900	570	XL	SW 13591
Cora Ronda (curve on right)	8500	1600 x 900	570	XL	SW 13592
Cora Ronda (curve on left)	8530	1700 x 900	570	XL	SW 13593
Cora Ronda (curve on right)	8510	1700 x 900	570	XL	SW 13594
Duett	3020	1700 x 750	570	XL	SW 12048
Duett	3100	1700 x 800	570	XL	SW 11064
Duo	3820	1800 x 800	570	XL	SW 11062
Form Nova	3010	1700 x 750	555	Standard	SW 10000
Form Nova	3010	1700 x 750	555	Standard with 2 straight sides	SW 10001
Form Nova	3010	1700 x 750	555	SuPERIO UNO	SW 10003
FormLowLine	3530	1500 x 700	440	Standard	SW 12458
FormLowLine	3880	1700 x 700	440	Standard	SW 12457
Form / Safe	3400	1400 x 700	555	SuPERIO UNO	SW 10031
Form / Safe	3500	1500 x 700	555	Standard	SW 10020
Form / Safe	3500	1500 x 700	555	SuPERIO UNO	SW 10032
Form / Safe	3600	1600 x 700	555	Standard	SW 10015
Form / Safe	3600	1600 x 700	555	SuPERIO UNO	SW 10012
Form / Safe	3600	1600 x 700	555	Euroyal	06014
Form / Safe	3620	1600 x 750	555	Standard	SW 10010
Form / Safe	3620	1600 x 750	555	SuPERIO UNO	SW 10011
Form / Safe	3620	1600 x 750	555	Euroyal	06012
Form / Safe	3640	1650 x 750	570	XL	SW 12049
Form / Safe	3970	1700 x 700	555	Standard	SW 10005
Form / Safe	3970	1700 x 700	555	SuPERIO UNO	SW 10008
Form / Safe	3970	1700 x 700	555	Euroyal	06013
Form / Safe	3710	1700 x 750	555	Standard	SW 10000

Bette bathtub supports

All dimensions in mm

Model	Manufacturer no.	Bathtub dimensions	Support height	Type	Article number
Form / Safe	3700	1700 x 730	570		SW 11448
Form / Safe	3710	1700 x 750	555	Standard with 2 straight sides	SW 10001
Form / Safe	3710	1700 x 750	555	SuPERIO UNO	SW 10003
Form / Safe	3710	1700 x 750	555	Euroyal	06011
Form / Safe	3490	1700 x 800	555	XL	SW 12481
Form / Safe	3450	1750 x 750	555	Standard	SW 12050
Form / Safe	3450/3460	1750 x 750	555	Standard with 2 straight sides	SW 12499
Form / Safe	3800	1800 x 800	570	Standard with 2 straight sides	SW 10014
Form / Safe	3900	1900 x 800	570	XL	SW 12051
Free	6829	1700 x 750	570	XL	SW 11464
Free	6830	1800 x 800	570	XL	SW 11465
Free	6831	1900 x 900	570	XL	SW 11466
Free	6832	2000 x 1000	570	XL	SW 11467
Home (part-oval)	8999	1800 x 750	570		SW 13602
Home (oval)	8994	1800 x 1000	580		SW 13644
LaBette	1080	1080 x 730	555	XL	SW 12464
LaBette	1180	1180 x 730	520	XL	SW 10113
LaBette	1200	1200 x 700	555	XL	SW 12498
LaBette	1240	1240 x 700	555	XL	SW 12463
LaBette	1300	1300 x 700	555	XL	SW 10114
Loft	3171	1700 x 800	570	XL	SW 11489
Loft	3172	1800 x 800	570	XL	SW 11490
Loft	3173	1900 x 900	570	XL	SW 11491
Luna (left-hand version)	2750	1700 x 750	570		SW 13641
Luna (right-hand version)	2760	1700 x 750	570		SW 13642
Lux	3440	1700 x 750	570	XL	SW 11420
Lux	3441	1800 x 800	570	XL	SW 11421
Lux	3442	1900 x 900	570	XL	SW 11422
Lux Oval	3465	1700 x 750	570		SW 11482
Lux Oval	3466	1800 x 800	570		SW 11483
Lux Oval	3467	1900 x 900	570		SW 11484
Metric (hexagonal)	6840	2060 x 900	580		SW 13648
Metric (hexagonal)	6841	2060 x 900	580		SW 13649
Ocean (rear overflow)	8858	1500 x 700	580	XL	SW 16150
Ocean (front overflow)	8859	1500 x 700	580	XL	SW 16151
Ocean (rear overflow)	8850	1600 x 700	570	XL	SW 11462
Ocean (front overflow)	8851	1600 x 700	570	XL	SW 11463
Ocean (rear overflow)	8852	1700 x 700	570	XL	SW 11456
Ocean (front overflow)	8853	1700 x 700	570	XL	SW 11457
Ocean (rear overflow)	8854	1700 x 750	570	XL	SW 11460
Ocean (front overflow)	8855	1700 x 750	570	XL	SW 11461
Ocean (rear overflow)	8765	1700 x 800	570	XL	SW 13636
Ocean (front overflow)	8865	1700 x 800	570	XL	SW 13645
Ocean (rear overflow)	8856	1800 x 800	570	XL	SW 11458
Ocean (front overflow)	8857	1800 x 800	570	XL	SW 11459
Ocean Lowline (rear overflow)	8841	1500 x 700	555	XL	SW 11480
Ocean Lowline (front overflow)	8842	1500 x 700	555	XL	SW 11481

Bette bathtub supports

All dimensions in mm

Model	Manufacturer no.	Bathtub dimensions	Support height	Type	Article number
Ocean Lowline (rear overflow)	8830	1600 x 700	555	XL	SW 11438
Ocean Lowline (front overflow)	8831	1600 x 700	555	XL	SW 11439
Ocean Lowline (rear overflow)	8832	1700 x 700	555	XL	SW 11440
Ocean Lowline (front overflow)	8833	1700 x 700	555	XL	SW 11441
Ocean Lowline (rear overflow)	8834	1700 x 750	555	XL	SW 11442
Ocean Lowline (front overflow)	8835	1700 x 750	555	XL	SW 11443
Ocean Lowline (rear overflow)	8836	1700 x 800	555	XL	SW 11444
Ocean Lowline (front overflow)	8837	1700 x 800	555	XL	SW 11445
Ocean Lowline (rear overflow)	8838	1800 x 800	555	XL	SW 11446
Ocean Lowline (front overflow)	8839	1800 x 800	555	XL	SW 11447
One	3310	1600 x 700	570	XL	SW 11470
One	3311	1700 x 700	570	XL	SW 11471
One	3312	1700 x 750	570	XL	SW 11472
One	3313	1800 x 800	570	XL	SW 11473
One	3314	1900 x 900	570	XL	SW 11474
One Relax	3323	1800 x 800	570	XL	SW 11468
One Relax	3324	1900 x 900	570	XL	SW 11469
One Relax	3325	2000 x 900	570	XL	SW 11475
Pool oval	6050	1640 x 960	570		SW 13616
Pool I (left)	6052	1610 x 1020	570		SW 13617
Pool I (right)	6053	1610 x 1020	570		SW 13618
Pool II (left)	6054	1640 x 960	570		SW 13619
Pool II (right)	6055	1640 x 960	570		SW 13620
Pool III (left)	6056	1600 x 1130	570		SW 13621
Pool III (right)	6057	1600 x 1130	570		SW 13622
Profi – Form, FE on left	3600/E83	1600 x 700	555	Standard	SW 10040
Profi – Form, FE on right	3600/E82	1600 x 700	555	Standard	SW 10035
Profi – Form, HE on left	3600/E80	1600 x 700	555	Standard	SW 10050
Profi – Form, HE on right	3600/E81	1600 x 700	555	Standard	SW 10045
Profi – Form, HE on left/FE on right	3600-E80/E82	1600 x 700	555	SuPERIO UNO*1	SW 13552
Profi – Form, HE on right/FE on left	3600-E81/E83	1600 x 700	555	SuPERIO UNO*1	SW 13550
Profi – Form, HE on left/FE on right	3600-E80/E82	1600 x 700	555	SuPERIO UNO*2	SW 13556
Profi – Form, HE on right/FE on left	3600-E81/E83	1600 x 700	555	SuPERIO UNO*2	SW 13554
Profi – Form, FE on left	3620/E83	1600 x 750	555	Standard	SW 10060
Profi – Form, FE on right	3620/E82	1600 x 750	555	Standard	SW 10055
Profi – Form, HE on left	3620/E80	1600 x 750	555	Standard	SW 10070
Profi – Form, HE on right	3620/E81	1600 x 750	555	Standard	SW 10065
Profi – Form, HE on left/FE on right	3620-E80/E82	1600 x 750	555	SuPERIO UNO*1	SW 13560
Profi – Form, HE on right/FE on left	3620-E81/E83	1600 x 750	555	SuPERIO UNO*1	SW 13558
Profi – Form, HE on right/FE on left	3620-E81/E83	1600 x 750	555	SuPERIO UNO*2	SW 13562
Profi – Form, HE on left/FE on right	3620-E80/E82	1600 x 750	555	SuPERIO UNO*2	SW 13564
Profi – Form, FE on left	3970/E83	1700 x 700	555	Standard	SW 10080
Profi – Form, FE on right	3970/E82	1700 x 700	555	Standard	SW 10075
Profi – Form, HE on left	3970/E80	1700 x 700	555	Standard	SW 10090
Profi – Form, HE on right	3970/E81	1700 x 700	555	Standard	SW 10085
Profi – Form, HE on left/FE on right	3970-E80/E82	1700 x 700	555	SuPERIO UNO*1	SW 13568
Profi – Form, HE on right/FE on left	3970-E81/E83	1700 x 700	555	SuPERIO UNO*1	SW 13566
Profi – Form, HE on left/FE on right	3970-E80/E82	1700 x 700	555	SuPERIO UNO*2	SW 13572

*1 corner section at straight front side
*2 corner sections at angled front side

Bette bathtub supports

All dimensions in mm

Model	Manufacturer no.	Bathtub dimensions	Support height	Type	Article number
Profi – Form, HE on right/FE on left	3970-E81/E83	1700 x 700	555	SuPERIO UNO*2	SW 13570
Profi – Form, FE on left	3710/E83	1700 x 750	555	Standard	SW 10100
Profi – Form, FE on right	3710/E82	1700 x 750	555	Standard	SW 10095
Profi – Form, HE on left	3710/E80	1700 x 750	555	Standard	SW 10110
Profi – Form, HE on right	3710/E81	1700 x 750	555	Standard	SW 10105
Profi – Form, HE on left/FE on right	3710-E80/E82	1700 x 750	555	SuPERIO UNO*1	SW 13576
Profi – Form, HE on right/FE on left	3710-E81/E83	1700 x 750	555	SuPERIO UNO*1	SW 13574
Profi – Form, HE on left/FE on right	3710-E80/E82	1700 x 750	555	SuPERIO UNO*2	SW 13580
Profi – Form, HE on right/FE on left	3710-E81/E83	1700 x 750	555	SuPERIO UNO*2	SW 13578
Romantica oval	3120	1700 x 750	570	XL	SW 13630
Schmiddem II overflow on narrow side	8754	1800 x 850	570	XL	SW 11476
Schmiddem II overflow on broad side	8757	1800 x 850	570	XL	SW 11477
Schmiddem II overflow on narrow side	8755	1800 x 900	570	XL	SW 11478
Schmiddem II overflow on broad side	8758	1800 x 900	570	XL	SW 11479
Select	3410	1600 x 700	570	XL	SW 11423
Select foot end on right Overflow front + rear	3420/3430	1600 x 700	570	XL	SW 11427
Select	3411	1700 x 700	570	XL	SW 11424
Select foot end on right Overflow front + rear	3421/3431	1700 x 700	570	XL	SW 11429
Select	3412	1700 x 750	570	XL	SW 11425
Select foot end on right Overflow front + rear	3422/3432	1700 x 750	570	XL	SW 11431
Select	3413	1800 x 800	570	XL	SW 11426
Select foot end on right Overflow front + rear	3423/3433	1800 x 800	570	XL	SW 11433
Set	2560	1500 x 750	555	XL	SW 12055
Set	3650	1600 x 700	570	XL	SW 11436
Set	3660	1600 x 750	555	XL	SW 11068
Set	3560	1650 x 750	570	XL	SW 12064
Set	3060	1700 x 750	570	XL	SW 11060
Set	3760	1700 x 800	570	XL	SW 11066
Set	3860	1800 x 800	570	Standard with 2 straight sides	SW 10014
Starlet	1210	1500 x 800	570	XL	SW 16152
Starlet	2590	1570 x 700	570	XL	SW 12465
Starlet	2540	1600 x 650	570	XL	SW 12453
Starlet	1220	1600 x 700	570	XL	SW 12467
Starlet	1230	1650 x 700	570	XL	SW 11449
Starlet	1730	1700 x 700	570	XL	SW 12468
Starlet	1380	1700 x 750	570	XL	SW 12469
Starlet	1450	1750 x 800	570	XL	SW 12470
Starlet	1430	1800 x 750	555	XL	SW 12471
Starlet	1630	1800 x 800	570	XL	SW 12472
Starlet	1830	1900 x 900	570	XL	SW 13631
Starlet (hexagonal)	2040	1880 x 700	555	XL	SW 12454
Starlet (hexagonal)	2060	2000 x 750	555	XL	SW 12455
Starlet (hexagonal)	2080	2100 x 800	570	XL	SW 12456
Starlet Flair (oval)	8772	1580 x 680	570	XL	SW 13613

*1 corner section at straight front side
*2 corner sections at angled front side

Bette bathtub supports

All dimensions in mm

Model	Manufacturer no.	Bathtub dimensions	Support height	Type	Article number
Starlet Flair (oval)	8773	1680 x 730	570	XL	SW 13614
Starlet Flair (oval)	8774	1780 x 780	570	XL	SW 13608
Starlet Flair (oval)	8775	1880 x 880	570	XL	SW 13646
Starlet Octa	2330	1600 x 700	570	XL	SW 12461
Starlet Octa	2350	1700 x 750	555	XL	SW 12460
Starlet Octa	2370	1800 x 800	555	XL	SW 12459
Starlet (oval)	2700	1500 x 800	570		SW 16153
Starlet (oval)	2720	1650 x 750	570	XL	SW 12495
Starlet (oval)	2680	1750 x 800	570	XL	SW 12494
Starlet (oval)	2740	1850 x 850	570	XL	SW 12466
Starlet (oval)	2745	1950 x 950	570	XL	SW 13632
Starlet 1	8300	1650 x 750	570	XL	SW 12482
Starlet 1	8310	1750 x 800	570	XL	SW 12483
Starlet 1	8320	1850 x 850	570	XL	SW 12484
Starlet 2 (part-oval)	8330	1650 x 750	570	XL	SW 12485
Starlet 2 (part-oval)	8340	1750 x 800	570	XL	SW 12486
Starlet 2 (part-oval)	8350	1850 x 850	570	XL	SW 12487
Starlet 3	8360	1810 x 750	570	XL	SW 12488
Starlet 3	8370	1920 x 800	570	XL	SW 12489
Starlet 3	8380	2030 x 850	570	XL	SW 12490
Starlet 4	6650	1650 x 750	570	XL	SW 13584
Starlet 4	6660	1750 x 800	570	XL	SW 13606
Starlet 4	6670	1850 x 850	570	XL	SW 13585
Starlet 5	6680	1650 x 750	570	XL	SW 13607
Starlet 5	6690	1750 x 800	570	XL	SW 13586
Starlet 5	6700	1850 x 850	570	XL	SW 13595
Steel Duo central drain	6770	1800 x 800	570	XL	SW 11452
Steel Duo central drain	6780	1900 x 900	570	XL	SW 11454

Bette shower tray supports

All dimensions in mm

Model	Manufacturer no.	Bathtub dimensions	Support height	Type	Article number
Caro (pentagonal)	8019	750 x 900 x 35	140		SD 22705
Caro (pentagonal)	5319	800 x 800 x 35	140		SD 22706
Caro (pentagonal)	6704	800 x 900 x 35	140		SD 22707
Caro (pentagonal)	8059	900 x 750 x 35	140		SD 22708
Caro (pentagonal)	6710	900 x 800 x 35	140		SD 22709
Caro (pentagonal)	7189	900 x 900 x 35	140		SD 22710
Caro (pentagonal)	7219	1000 x 1000 x 35	140		SD 22711
Caro (pentagonal)	8020	750 x 900 x 65	170		SD 22000
Caro (pentagonal)	5320	800 x 800 x 65	170		SD 22004
Caro (pentagonal)	6705	800 x 900 x 65	170		SD 22724
Caro (pentagonal)	8060	900 x 750 x 65	170		SD 22001
Caro (pentagonal)	6711	900 x 800 x 65	170		SD 22078
Caro (pentagonal)	7190	900 x 900 x 65	170		SD 21085
Caro (pentagonal)	7220	1000 x 1000 x 65	170		SD 22075
Caro (pentagonal)	7210	900 x 900 x 280	435		SD 21084
Caro (pentagonal)	7240	1000 x 1000 x 280	435		SD 22076
Corner (quadrant)	8119	750 x 900 x 35	140		SD 22712
Corner (quadrant)	5399	800 x 800 x 35	140		SD 22713
Corner (quadrant)	5401	800 x 900 x 35	140		SD 22012
Corner (quadrant)	6737	800 x 1000 x 35	140		SD 22714
Corner (quadrant)	5431	800 x 1200 x 35	140		SD 22742
Corner (quadrant)	8159	900 x 750 x 35	140		SD 22717
Corner (quadrant)	5404	900 x 800 x 35	140		SD 22011
Corner (quadrant)	5429	900 x 900 x 35	140		SD 22718
Corner (quadrant)	5461	900 x 1000 x 35	140		SD 22741
Corner (quadrant)	5471	900 x 1200 x 35	140		SD 22770
Corner (quadrant)	6743	1000 x 800 x 35	140		SD 22719
Corner (quadrant)	5464	1000 x 900 x 35	140		SD 22743
Corner (quadrant)	5459	1000 x 1000 x 35	140		SD 22722
Corner (quadrant)	5434	1200 x 800 x 35	140		SD 22745
Corner (quadrant)	5475	1200 x 900 x 35	140		SD 22771
Corner (quadrant)	5467	1200 x 1200 x 35	140		SD 22740
Corner (quadrant)	8120	750 x 900 x 65	170		SD 22006
Corner (quadrant)	5400	800 x 800 x 65	170		SD 21164
Corner (quadrant)	5402	800 x 900 x 65	170		SD 22098
Corner (quadrant)	6738	800 x 1000 x 65	170		SD 22715
Corner (quadrant)	5432	800 x 1200 x 65	170		SD 22739
Corner (quadrant)	8160	900 x 750 x 65	170		SD 22007
Corner (quadrant)	5405	900 x 800 x 65	170		SD 22097
Corner (quadrant)	5430	900 x 900 x 65	170		SD 21099
Corner (quadrant)	5462	900 x 1000 x 65	170		SD 22735
Corner (quadrant)	5472	900 x 1200 x 65	170		SD 22772
Corner (quadrant)	6744	1000 x 800 x 65	170		SD 22720
Corner (quadrant)	5465	1000 x 900 x 65	170		SD 22744
Corner (quadrant)	5460	1000 x 1000 x 65	170		SD 21150
Corner (quadrant)	5435	1200 x 800 x 65	170		SD 22734
Corner (quadrant)	5476	1200 x 900 x 65	170		SD 22773
Corner (quadrant)	5468	1200 x 1200 x 65	170		SD 22754
Corner (quadrant)	5420	800 x 800 x 280	435		SD 21166
Corner (quadrant)	5450	900 x 900 x 280	435		SD 21167
Corner (quadrant)	5480	1000 x 1000 x 280	435		SD 22077

Bette shower tray supports

All dimensions in mm

Model	Manufacturer no.	Bathtub dimensions	Support height	Type	Article number
Emotion	1695	1200 x 900 x 65	170		SD 22766
Floor	5831	800 x 800	140		SD 22813
Floor	5711	900 x 700	140		SD 22814
Floor	5841	900 x 750	140		SD 22815
Floor	8751	900 x 800	140		SD 22816
Floor	5931	900 x 900	140		SD 22817
Floor	5881	1000 x 700	140		SD 22818
Floor	1651	1000 x 750	140		SD 22819
Floor	5491	1000 x 800	140		SD 22820
Floor	1661	1000 x 900	140		SD 22821
Floor	5941	1000 x 1000	140		SD 22822
Floor	8732	1100 x 750	140		SD 21061
Floor	8731	1100 x 800	140		SD 22823
Floor	8631	1100 x 900	140		SD 22824
Floor	8735	1100 x 1000	140		SD 22825
Floor	1671	1200 x 750	140		SD 22826
Floor	1681	1200 x 800	140		SD 22827
Floor	1261	1200 x 900	140		SD 22828
Floor	8661	1200 x 1000	140		SD 22829
Floor	8721	1200 x 1200	140		SD 22830
Floor	5797	1300 x 750	140		SD 21060
Floor	5793	1300 x 800	140		SD 22831
Floor	5791	1300 x 900	140		SD 22832
Floor	5794	1300 x 1000	140		SD 22833
Floor	5803	1400 x 700	140		SD 25405
Floor	5802	1400 x 750	140		SD 22698
Floor	5801	1400 x 800	140		SD 22834
Floor	5836	1400 x 900	140		SD 22835
Floor	5851	1400 x 1000	140		SD 22836
Floor	5938	1500 x 700	140		SD 25406
Floor	5939	1500 x 750	140		SD 25407
Floor	5937	1500 x 800	140		SD 22837
Floor	5936	1500 x 900	140		SD 22838
Floor	5946	1500 x 1000	140		SD 22839
Floor	5948	1600 x 700	140		SD 25408
Floor	5957	1600 x 800	140		SD 22840
Floor	5966	1600 x 900	140		SD 22841
Floor	5969	1600 x 1000	140		SD 22842
Floor	5994	1700 x 750	140		SD 22843
Floor	5989	1700 x 800	140		SD 21178
Floor	5991	1700 x 900	140		SD 22844
Floor	5817	1700 x 1000	140		SD 22845
Floor	5981	1800 x 800	140		SD 22846
Floor	5988	1800 x 900	140		SD 22847
Floor	5818	1800 x 1000	140		SD 22848
Floor Caro (pentagonal)	7191	900 x 900	140		SD 21076
Floor Caro (pentagonal)	7211	1000 x 1000	140		SD 21077
Floor Corner (quadrant)	6731	800 x 1000	140		SD 21078
Floor Corner (quadrant)	5421	900 x 900	140		SD 21079
Floor Corner (quadrant)	6751	1000 x 800	140		SD 21080
Floor Corner (quadrant)	5451	1000 x 1000	140		SD 21081

Bette shower tray supports

All dimensions in mm

Model	Manufacturer no.	Bathtub dimensions	Support height	Type	Article number
Floor Side	3381	900 x 900	140		SD 21062
Floor Side	3388	1000 x 800	140		SD 21063
Floor Side	3385	1000 x 900	140		SD 21064
Floor Side	3382	1000 x 1000	140		SD 21065
Floor Side	3374	1100 x 800	140		SD 25400
Floor Side	3396	1100 x 900	140		SD 21179
Floor Side	3387	1200 x 800	140		SD 21066
Floor Side	3380	1200 x 900	140		SD 21067
Floor Side	3383	1200 x 1000	140		SD 21068
Floor Side	3391	1200 x 1200	140		SD 21069
Floor Side	3384	1400 x 900	140		SD 21070
Floor Side	3398	1300 x 900	140		SD 21174
Floor Side	3399	1300 x 1000	140		SD 21175
Floor Side	3379	1400 x 800	140		SD 21176
Floor Side	3386	1400 x 1000	140		SD 21071
Floor Side	3394	1400 x 1200	140		SD 21170
Floor Side	3393	1500 x 900	140		SD 21171
Floor Side	3389	1500 x 1000	140		SD 21072
Floor Side	3395	1500 x 1200	140		SD 21172
Floor Side	3375	1600 x 800	140		SD 25401
Floor Side	3390	1600 x 900	140		SD 21073
Floor Side	3397	1600 x 1000	140		SD 21177
Floor Side	3392	1600 x 1200	140		SD 21173
Floor Side	3376	1700 x 900	140		SD 25402
Floor Side	3377	1800 x 900	140		SD 25403
Floor Side	3378	1800 x 1000	140		SD 25404
super-flat **	5719	700 x 700 x25	116		SD 22748 SF
super-flat **	5529	750 x 750 x 25	116		SD 22702 SF
super-flat **	5840	750 x 900 x 25	116		SD 21873 SF
super-flat **	1650	750 x 1000 x 25	116		SD 21838 SF
super-flat **	5679	800 x 700 x 25	116		SD 22700 SF
super-flat **	5669	800 x 750 x 25	116		SD 21872 SF
super-flat **	5830	800 x 800 x 25	116		SD 21874 SF
super-flat **	8750	800 x 900 x 25	116		SD 21867 SF
super-flat **	1680	800 x 1200 x 25	116		SD 21866 SF
super-flat **	8600	900 x 600 x 25	116		SD 22020 SF
super-flat **	5709	900 x 700 x 25	116		SD 21839 SF
super-flat **	1559	900 x 850 x 25	116		SD 22746 SF
super-flat **	5930	900 x 900 x 25	116		SD 21010 SF
super-flat **	1660	900 x 1000 x25	116		SD 21837 SF
super-flat **	8630	900 x 1100 x 25	116		SD 21836 SF
super-flat **	1260	900 x 1200 x 25	116		SD 21833 SF
super-flat **	5879	1000 x 700 x 25	116		SD 22728 SF
super-flat **	5490	1000 x 800 x25	116		SD 21863 SF
super-flat **	5940	1000 x 1000 x 25	116		SD 21017 SF
super-flat	5719	700 x 700 x 25	130		SD 22748
super-flat	5529	750 x 750 x 25	130		SD 22702
super-flat	5679	800 x 700 x 25	130		SD 22700
super-flat	5669	800 x 750 x 25	130		SD 22703
super-flat	5830	800 x 800 x 25	130		SD 21089
super-flat	1589	850 x 850 x 25	130		SD 22774

** for floor drains with a height of up to 80 mm e.g. Viega Tempoplex

Bette shower tray supports

All dimensions in mm

Model	Manufacturer no.	Bathtub dimensions	Support height	Type	Article number
super-flat	8600	900 x 600 x 25	130		SD 22020
super-flat	5709	900 x 700 x 25	130		SD 22701
super-flat	5840	900 x 750 x 25	130		SD 22063
super-flat	8750	900 x 800 x 25	130		SD 22084
super-flat	1559	900 x 850 x 25	130		SD 22746
super-flat	5930	900 x 900 x 25	130		SD 21088
super-flat	5879	1000 x 700 x 25	130		SD 22728
super-flat	1650	1000 x 750 x 25	130		SD 22079
super-flat	5490	1000 x 800 x 25	130		SD 22051
super-flat	1660	1000 x 900 x 25	130		SD 22052
super-flat	5940	1000 x 1000 x 25	130		SD 22023
super-flat	8710	1050 x 750 x 35	130		SD 22091
super-flat	8725	1100 x 700 x 35	130		SD 22775
super-flat	8727	1100 x 750 x 35	130		SD 22776
super-flat	8729	1100 x 800 x 35	130		SD 22093
super-flat	8630	1100 x 900 x 35	130		SD 22021
super-flat	8737	1100 x 1000 x 35	130		SD 22777
super-flat	8743	1100 x 1100 x 35	130		SD 22778
super-flat	5979	1200 x 700 x 35	130		SD 22729
super-flat	1670	1200 x 750 x 35	130		SD 22092
super-flat	1680	1200 x 800 x 35	130		SD 22053
super-flat	1260	1200 x 900 x 35	130		SD 22086
super-flat	8660	1200 x 1000 x 35	130		SD 22022
super-flat	8664	1200 x 1100 x 35	130		SD 22779
super-flat	8720	1200 x 1200 x 35	130		SD 22082
super-flat	5786	1300 x 800 x 35	130		SD 22808
super-flat	5795	1300 x 900 x 35	130		SD 22780
super-flat	5788	1300 x 1000 x 35	130		SD 22797
super-flat	5826	1300 x 1300 x 25	130		SD 21074
super-flat	5824	1400 x 700 x 35	130		SD 22757
super-flat	5814	1400 x 750 x 35	130		SD 22761
super-flat	5804	1400 x 800 x 35	130		SD 22738
super-flat	5834	1400 x 900 x 35	130		SD 22755
super-flat	5838	1400 x 1000 x 35	130		SD 22781
super-flat	5828	1400 x 1400 x 35	130		SD 21075
super-flat	5914	1500 x 700 x 35	130		SD 22782
super-flat	5924	1500 x 750 x 35	130		SD 22737
super-flat	5932	1500 x 800 x 35	130		SD 22798
super-flat	5934	1500 x 900 x 35	130		SD 22736
super-flat	5944	1500 x 1000 x 35	130		SD 22747
super-flat	5984	1500 x 1500 x 35	130		SD 22749
super-flat	5951	1600 x 700 x 35	130		SD 22783
super-flat	5953	1600 x 750 x 35	130		SD 22768
super-flat	5955	1600 x 800 x 35	130		SD 22799
super-flat	5961	1600 x 900 x 35	130		SD 22769
super-flat	5967	1600 x 1000 x 35	130		SD 22800
super-flat	5992	1700 x 700 x 35	130		SD 22758
super-flat	5996	1700 x 750 x 35	130		SD 22763
super-flat	5971	1700 x 800 x 35	130		SD 22849
super-flat	5998	1700 x 900 x 35	130		SD 22767
super-flat	5806	1700 x 1000 x 35	130		SD 22811

Bette shower tray supports

All dimensions in mm

Model	Manufacturer no.	Bathtub dimensions	Support height	Type	Article number
super-flat	5986	1800 x 800 x 35	130		SD 22801
super-flat	5982	1800 x 900 x 35	130		SD 22784
super-flat	5808	1800 x 1000 x 35	130		SD 22810
extra-flat	5720	700 x 700 x 65	170		SD 21153
extra-flat	5360	750 x 700 x 65	170		SD 22025
extra-flat	5530	750 x 750 x 65	170		SD 21160
extra-flat	5680	800 x 700 x 65	170		SD 22026
extra-flat	5670	800 x 750 x 65	170		SD 21154
extra-flat	5820	800 x 800 x 65	170		SD 21152
extra-flat	5780	850 x 700 x 65	170		SD 22027
extra-flat	1570	850 x 750 x 65	170		SD 22090
extra-flat	1590	850 x 850 x 65	170		SD 22094
extra-flat	8610	900 x 600 x 65	170		SD 22024
extra-flat	5710	900 x 700 x 65	170		SD 21169
extra-flat	5770	900 x 750 x 65	170		SD 21151
extra-flat	5970	900 x 800 x 65	170		SD 21155
extra-flat	1560	900 x 850 x 65	170		SD 22054
extra-flat	5920	900 x 900 x 65	170		SD 21156
extra-flat	5880	1000 x 700 x 65	170		SD 22055
extra-flat	5550	1000 x 750 x 65	170		SD 21087
extra-flat	5520	1000 x 800 x 65	170		SD 21157
extra-flat	5380	1000 x 900 x 65	170		SD 22028
extra-flat	5620	1000 x 1000 x 65	170		SD 21159
extra-flat	8690	1050 x 750 x 65	170		SD 22080
extra-flat	8726	1100 x 700 x 65	170		SD 22785
extra-flat	8728	1100 x 750 x 65	170		SD 22786
extra-flat	8730	1100 x 800 x 65	170		SD 22085
extra-flat	8640	1100 x 900 x 65	170		SD 22029
extra-flat	8738	1100 x 1000 x 65	170		SD 22787
extra-flat	8744	1100 x 1100 x 65	170		SD 22788
extra-flat	5980	1200 x 700 x 65	170		SD 22057
extra-flat	5570	1200 x 750 x 65	170		SD 22031
extra-flat	5870	1200 x 800 x 65	170		SD 21158
extra-flat	1690	1200 x 900 x 65	170		SD 22032
extra-flat	8670	1200 x 1000 x 65	170		SD 22033
extra-flat	8665	1200 x 1100 x 65	170		SD 22789
extra-flat	5630	1200 x 1200 x 65	170		SD 22034
extra-flat	5787	1300 x 800 x 65	170		SD 22806
extra-flat	5796	1300 x 900 x 65	170		SD 22790
extra-flat	5789	1300 x 1000 x 65	170		SD 22807
extra-flat	5825	1400 x 700 x 65	170		SD 22760
extra-flat	5815	1400 x 750 x 65	170		SD 22762
extra-flat	5805	1400 x 800 x 65	170		SD 22750
extra-flat	5835	1400 x 900 x 65	170		SD 22756
extra-flat	5839	1400 x 1000 x 65	170		SD 22791
extra-flat	5915	1500 x 700 x 65	170		SD 22726
extra-flat	5925	1500 x 750 x 65	170		SD 22727
extra-flat	5933	1500 x 800 x 65	170		SD 22802
extra-flat	5935	1500 x 900 x 65	170		SD 22751
extra-flat	5945	1500 x 1000 x 65	170		SD 22752
extra-flat	5985	1500 x 1500 x 65	170		SD 22753

Bette shower tray supports

All dimensions in mm

Model	Manufacturer no.	Bathtub dimensions	Support height	Type	Article number
extra-flat	5952	1600 x 700 x 65	170		SD 22792
extra-flat	5954	1600 x 750 x 65	170		SD 22793
extra-flat	5956	1600 x 800 x 65	170		SD 22803
extra-flat	5962	1600 x 900 x 65	170		SD 22794
extra-flat	5968	1600 x 1000 x 65	170		SD 22804
extra-flat	5993	1700 x 700 x 65	170		SD 22764
extra-flat	5997	1700 x 750 x 65	170		SD 22765
extra-flat	5972	1700 x 800 x 65	170		SD 22699
extra-flat	5999	1700 x 900 x 65	170		SD 22795
extra-flat	5807	1700 x 1000 x 65	170		SD 22812
extra-flat	5987	1800 x 800 x 65	170		SD 22805
extra-flat	5983	1800 x 900 x 65	170		SD 22796
extra-flat	5809	1800 x 1000 x 65	170		SD 22809
flat	5700	700 x 700 x 150	305		SD 21090
flat	5370	700 x 750 x 150	305		SD 22058
flat	5540	750 x 750 x 150	305		SD 21097
flat	5690	800 x 700 x 150	305		SD 22041
flat	5650	800 x 750 x 150	305		SD 20005
flat	5800	800 x 800 x 150	305		SD 20000
flat	5790	850 x 700 x 150	305		SD 22042
flat	1910	850 x 750 x 150	305		SD 22059
flat	1920	850 x 850 x 150	305		SD 22060
flat	8620	900 x 600 x 150	305		SD 22040
flat	5730	900 x 700 x 150	305		SD 20016
flat	5750	900 x 750 x 150	305		SD 20015
flat	5950	900 x 800 x 150	305		SD 20014
flat	1900	900 x 850 x 150	305		SD 22062
flat	5900	900 x 900 x 150	305		SD 20010
flat	5890	1000 x 700 x 150	305		SD 22043
flat	5560	1000 x 750 x 150	305		SD 21168
flat	5500	1000 x 800 x 150	305		SD 20011
flat	5390	1000 x 900 x 150	305		SD 22044
flat	5600	1000 x 1000 x 150	305		SD 20012
flat	8700	1050 x 750 x 150	305		SD 22061
flat	8740	1100 x 800 x 150	305		SD 22081
flat	8650	1100 x 900 x 150	305		SD 22050
flat	5990	1200 x 700 x 150	305		SD 22045
flat	5580	1200 x 750 x 150	305		SD 22046
flat	5850	1200 x 800 x 150	305		SD 21091
flat	1290	1200 x 900 x 150	305		SD 22047
flat	8680	1200 x 1000 x 150	305		SD 22048
flat	5640	1200 x 1200 x 150	305		SD 22049
deep	5740	900 x 700 x 280	435		SD 21092
deep	5660	800 x 750 x 280	435		SD 20025
deep	5810	800 x 800 x 280	435		SD 20020
deep	5960	800 x 900 x 280	435		SD 21093
deep	5760	900 x 750 x 280	435		SD 20035
deep	5910	900 x 900 x 280	435		SD 20030
deep	5510	1000 x 800 x 280	435		SD 20013
deep	5610	1000 x 1000 x 280	435		SD 21095
deep	5860	1200 x 800 x 280	435		SD 21094

Duravit – bathtub supports

All dimensions in mm

Model	Manufacturer no.	Bathtub dimensions	Support height	Type	Article number
Darling	700244	1800 x 800	580	XL	SW 14644
Darling	700245	1900 x 900	580	XL	SW 14645
Darling, corner on left	700238	1600 x 700	580	XL	SW 14642
Darling, corner on right	700239	1600 x 700	580	XL	SW 14633
Darling, corner on left	700240	1700 x 700	580	XL	SW 14634
Darling, corner on right	700241	1700 x 700	580	XL	SW 14641
Darling, corner on left	700242	1700 x 750	580	XL	SW 14643
Darling, corner on right	700243	1700 x 750	580	XL	SW 14635
Daro	700027	1700 x 750	570	XL	SW 14654
Daro	700028	1800 x 800	570	XL	SW 14655
D-Code	700096	1600 x 700	570	XL	SW 14676
D-Code central drain	700097	1700 x 700	570	XL	SW 14677
D-Code	700098	1700 x 700	570	XL	SW 14678
D-Code central drain	700099	1700 x 750	570	XL	SW 14679
D-Code	700100	1700 x 750	570	XL	SW 14680
D-Code central drain	700101	1800 x 800	570	XL	SW 14681
D-Code (hexagonal)	700138	1900 x 900	570		SW 14683
D-Code corner bathtub support	700137	1400 x 1400	570		SW 14682
Durastyle angled back on left/right	700292/700293	1600 x 700	570	XL	SW 14627
Durastyle angled back on left/right	700294/700295	1700 x 700	570	XL	SW 14628
Durastyle angled back on left/right	700296/700297	1700 x 750	570	XL	SW 14629
Durastyle with 2 angled backs	700298	1800 x 800	570	XL	SW 14640
Durastyle with 2 angled backs	700299	1900 x 900	570	XL	SW 14698
Durastyle	700231	1700 x 750	460	XL	SW 14647
Paiova, left-hand	700212	1700 x 1000	570		SW 14692
Paiova, right-hand	700213	1700 x 1000	570		SW 14693
Paiova bathtub step R/L		1690 x 380 x 150	150		STUFE 16938
Paiova, left-hand	700214	1700 x 1300	570		SW 14694
Paiova, right-hand	700215	1700 x 1300	570		SW 14695
Paiova bathtub step R/L		1700 x 680 x 150	150		STUFE 17068
Paiova, left-hand	700216	1800 x 1400	570		SW 14696
Paiova, right-hand	700217	1800 x 1400	570		SW 14697
Paiova bathtub step R/L		1800 x 720 x 150	150		STEP18072
PuraVida	700181	1700 x 750	570	XL	SW 14691
PuraVida	700182	1800 x 800	570	XL	SW 14688
PuraVida	700183	1900 x 900	570	XL	SW 14689
PuraVida (oval)	700184	2000 x 1000	570		SW 14690
Starck	700334	1700 x 700	570	XL	SW 17101
Starck	700335	1700 x 750	570	XL	SW 17102
Starck	700336	1700 x 800	570	XL	SW 17103
Starck	700337	1700 x 900	570	XL	SW 17104
Starck	700338	1800 x 800	570	XL	SW 17105
Starck	700339	1800 x 900	570	XL	SW 17106
Starck	700340	1900 x 900	570	XL	SW 17107
Starck	700341	2000 x 1000	570	XL	SW 17108
Starck (oval)	700009	1800 x 800	570		SW 14659
Starck (oval)	700011	1900 x 900	570		SW 14660
Starck without angled backs	700048	1800 x 900	570	XL	SW 14668
Starck with 1 angled back	700050	1800 x 900	570	XL	SW 14669
Starck with 2 angled backs	700052	1800 x 900	570	XL	SW 14670

Duravit bathtub supports

All dimensions in mm

Model	Manufacturer no.	Bathtub dimensions	Support height	Type	Article number
2x3 (hexagonal)	700023	1900 x 900	570		SW 14656
2x3 (hexagonal)	700024	2000 x 1000	570		SW 14661
2nd floor (rectangular)	700074	1700 x 700	570	XL	SW 14672
2nd floor (rectangular)	700075	1700 x 750	570	XL	SW 14673
2nd floor (rectangular)	700076	1800 x 800	570	XL	SW 14674

Duravit shower tray supports

All dimensions in mm

Model	Manufacturer no.	Bathtub dimensions	Support height	Type	Article number
D-Code	720101	800 x 800 x 65	170		SD 22990
D-Code	720104	900 x 750 x 65	170		SD 22991
D-Code	720105	900 x 800 x 65	170		SD 22992
D-Code	720102	900 x 900 x 65	170		SD 22993
D-Code	420093	1000 x 700 x 65	170		SD 22945
D-Code	720106	1000 x 800 x 65	170		SD 22994
D-Code	720107	1000 x 900 x 65	170		SD 22995
D-Code	720103	1000 x 1000 x 65	170		SD 22996
D-Code (quadrant)	720108	900 x 900 x 65	170		SD 22997
D-Code (quadrant)	720070	1000 x 1000 x 65	170		SD 22998
Happy D	720020	900 x 900 x 80	170		SD 22965
Happy D	720024	1000 x 800 x 80	170		SD 22967
Happy D	720022	1000 x 1000 x 80	170		SD 22966
Happy D	720026	1200 x 900 x 80	170		SD 22968
PuraVida	720077	900 x 900	140		SD 22947
PuraVida	720078	1200 x 800	140		SD 22946
Starck	720014	800 x 1000 x 65	170		SD 22959
Starck	720015	900 x 1000 x 65	170		SD 22960
Starck	720016	800 x 1200 x 65	170		SD 22961
Starck	720017	900 x 1200 x 65	170		SD 22962
Starck	720123	1000 x 1200 x 65	170		SD 22963
Starck	720019	1400 x 750 x 65	170		SD 22964
Starck	720018	1200 x 1000 x 80	170		SD 22969
Starck	720034	1400 x 700 x 85	170		SD 22972
Starck	720035	1400 x 900 x 85	170		SD 22973
Starck	720036	1500 x 700 x 85	170		SD 22974
Starck	720037	1500 x 750 x 85	170		SD 22975
Starck	720038	1600 x 700 x 85	170		SD 22976
Starck	700039	1600 x 750 x 85	170		SD 22977
Starck	720040	1600 x 900 x 85	170		SD 22978
Starck	720041	1700 x 900 x 85	170		SD 22979
Starck	720042	1800 x 900 x 85	170		SD 22980

Duravit shower tray supports

All dimensions in mm

Model	Manufacturer no.	Bathtub dimensions	Support height	Type	Article number
Starck (quadrant)	720030	900 x 900 x 85	170		SD 22970
Starck (quadrant)	720032	1000 x 1000 x 85	170		SD 22971
Starck 3	720009	800 x 800 x 65	170		SD 22950
Starck 3	720012	900 x 750 x 65	170		SD 22953
Starck 3	720013	900 x 800 x 65	170		SD 22954
Starck 3	720010	900 x 900 x 65	170		SD 22951
Starck 3	720011	1000 x 1000 x 65	170		SD 22952
Starck 3 (quadrant)	720001	900 x 900 x 65	170		SD 22955
Starck 3 (quadrant)	720003	1000 x 1000 x 65	170		SD 22956
Starck 3 (pentagonal)	720005	900 x 900 x 65	170		SD 22957
Starck 3 (pentagonal)	720007	1000 x 1000 x 65	170		SD 22958
2nd floor	720052	800 x 800 x 65	170		SD 22981
2nd floor	720053	800 x 1000 x 65	190		SD 22983
2nd floor	720054	800 x 1200 x 65	190		SD 22984
2nd floor	720055	900 x 900 x 65	190		SD 22982
2nd floor	720056	900 x 1000 x 65	190		SD 22985
2nd floor	720057	900 x 1400 x 65	190		SD 22986
2nd floor	720058	900 x 1800 x 65	190		SD 22987
2nd floor	720059	1000 x 1000 x 65	190		SD 22988
2nd floor	722060	1000 x 1200 x 65	190		SD 22989

Additional notes

Duscholux – bathtub supports

All dimensions in mm

Model	Manufacturer no.	Bathtub dimensions	Support height	Type	Article number
Ancona 110	603.110	1700 x 750	555	XL	SW 11003
Ancona 112	603.112	1800 x 800	555	XL	SW 11006
Ancona Free-Line 117	603.117	1700 x 750	600	XL	SW 13393
Ancona Free-Line 118	603.118	1800 x 800	600	XL	SW 13387
Ancona Trend 225	603.225	1800 x 800	570	XL	SW 13367
Ancona Trend 226	603.226	1900 x 900	570	XL	SW 13384
Ancona Vario 243	603.243	1700 x 800	570	XL	SW 13383
Ancona Vario 242	603.242	1800 x 800	570	XL	SW 10955
Ancona 521	603.521	1900 x 900	570	XL	SW 10958
Blue Line 07	609.007	1700 x 750	540	XL	SW 10995
Cordoba Free-Line 534 (hexagonal)	601.534	2000 x 850	600	XL	SW 13394
Malaga Trend 441 corner bathtub support	600.441	1400 x 1400	570	flush/curved	SW 13391
Malaga Trend 441 corner bathtub support with shelf, pentagonal	600.441			Shelf 80 mm	SW 13391A
Malaga 460	600.460	1550 x 1050	570	XL	SW 10985
Malaga 461	600.461	1550 x 1050	570	XL	SW 10984
Malaga 470 (corner bathtub)	600.470	1750 x 1100	570	flush/curved	SW 13368
Malaga 470 corner bathtub support with shelf, pentagonal	600.470			Shelf 80 mm	SW 13368A
Malaga 471 corner bathtub support	600.471	1750 x 1100	570	flush/curved	SW 13369
Malaga 471 corner bathtub support with shelf, pentagonal	600.471			Shelf 80 mm	SW 13369A
Piccolo Duo left	608.100.100	1700 x 900	570	XL	SW 13374
Piccolo Duo right	608.100.200	1700 x 900	570	XL	SW 13375
Piccolo 163	608.163	1600 x 750	570	XL	SW 13379
Piccolo 164	608.164	1600 x 750	570	XL	SW 13380
Piccolo 167	608.167	1650 x 750	570	XL	SW 13372
Piccolo 168	608.168	1650 x 750	570	XL	SW 13373
Piccolo 173	608.173	1750 x 750	570	XL	SW 13381
Piccolo 174	608.174	1750 x 750	570	XL	SW 13382
Piccolo Bella Vita 155	608.155	1600 x 750	600	XL	SW 14819
Piccolo Bella Vita 156	608.156	1600 x 750	600	XL	SW 14818
Piccolo Bella Vita 157	608.157	1750 x 750	600	XL	SW 14817
Piccolo Bella Vita 158	608.158	1750 x 750	600	XL	SW 14816
Piccolo Sky 180	608.180	1750 x 800	570	XL	SW 10982
Piccolo Sky 181	608.181	1750 x 800	570	XL	SW 10983
Piccolo Twin 190	608.190	1600 x 750/420	570	XL	SW 10980
Piccolo Twin 191	608.191	1600 x 750/420	570	XL	SW 10981
Portofino 113 (oval)	602.113	1800 x 800	570	XL	SW 10987
Portofino 114 (oval)	602.114	1900 x 800	600	XL	SW 13378
Portofino 115 (oval)	602.115	1900 x 900	600	XL	SW 13376
Prime-line 245 corner bathtub support	615.245	1400 x 1400	600		SW 14835
Prime-line 245 corner bathtub support with shelf, pentagonal	615.245		600		SW 14835A
Prime-line 246 corner bathtub support without corner	615.246	1400 x 1400	600		SW 14836
Prime-line 246 corner bathtub support without corner, with shelf	615.246		600		SW 14836A
Prime-line 247 asym. corner bathtub	615.247	1540 x 995	600		SW 14837
Prime-line 248 asym. corner bathtub	615.248	1540 x 995	600		SW 14838
Prime-line 249 asym. corner bathtub	615.249	1740 x 1095	600		SW 14839

Duscholux – bathtub supports

All dimensions in mm

Model	Manufacturer no.	Bathtub dimensions	Support height	Type	Article number
Prime-line 250 asym. corner bathtub	615.250	1740 x 1095	600		SW 14840
Prime-line 251 asym. corner bathtub	615.251	1600 x 1000	570		SW 14841
Prime-line 252 asym. corner bathtub	615.252	1600 x 1000	570		SW 14842
Prime-line 253 asym. corner bathtub	615.253	1700 x 1200	570		SW 14843
Prime-line 254 asym. corner bathtub	615.254	1700 x 1200	570		SW 14844
Prime-line 255 hexagonal bathtub	615.255	1900 x 900	570		SW 14845
Prime-line 257 oval bathtub	615.257	1800 x 800	570		SW 14846
Prime-line 259 oval bathtub	615.259	2000 x 900	570		SW 14847
Prime-line 260 rectangular bathtub	615.260	1700 x 750	570	XL	SW 14848
Prime-line 261 rectangular bathtub	615.261	1800 x 750	570	XL	SW 14849
Prime-line 262 rectangular bathtub	615.262	1800 x 800	570	XL	SW 14850
Prime-line 263 rectangular bathtub	615.263	1900 x 800	570	XL	SW 14851
Prime-line 264 rectangular bathtub with curve	615.264	1700 x 750	570	XL	SW 14852
Prime-line 265 rectangular bathtub with curve	615.265	1700 x 750	570	XL	SW 14853
Prime-line 266 central drain bathtub with two curves	615.266	1800 x 800	570	XL	SW 14854
Smartline 30 corner bathtub support	611.030	1400 x 1400	610	flush/curved	SW 14800
Smartline 30 corner bathtub support with shelf, pentagonal	611.030			Shelf 80 mm	SW 14800A
Smartline 31 corner bathtub support without corner	611.031	1400 x 1400	610	flush/curved	SW 14810
Smartline 31 corner bathtub support without corner, with shelf, pentagonal	611.031			Shelf 80 mm	SW 14810A
Smartline 32 (hexagonal)	611.032	1900 x 850	630	XL	SW 14801
Smartline 33 (oval)	611.033	1800 x 800	630	XL	SW 14804
Smartline 34	611.034	1600 x 700	630	XL	SW 14805
Smartline 35	611.035	1600 x 750	630	XL	SW 14806
Smartline 36	611.036	1700 x 700	630	XL	SW 14807
Smartline 37	611.037	1700 x 750	630	XL	SW 14802
Smartline 38 (Duoform)	611.038	1800 x 800	630	XL	SW 14803
Smartline 39 (space-saving bathtub)	611.039	1600 x 750	630	XL	SW 14808
Smartline 40 (space-saving bathtub)	611.040	1600 x 750	630	XL	SW 14809
Smartline 44	611.044	1600 x 700	630	XL	SW 14826
Smartline 45	611.045	1600 x 750	630	XL	SW 14827
Smartline 46	611.046	1700 x 700	630	XL	SW 14828
Smartline 47	611.047	1700 x 750	630	XL	SW 14829

Duscholux – shower tray supports

All dimensions in mm

Model	Manufacturer no.	Bathtub dimensions	Support height	Type	Article number
Softline	612.901	1800 x 800	570		SW 14825
Ancona Trend 639	663.639	900 x 750 x 50	170		SD 22885
Ancona Trend 640	663.640	800 x 800 x 50	170		SD 22887
Ancona Trend 641	663.641	900 x 900 x 50	170		SD 22851
Ancona Trend 642	663.642	900 x 800 x 50	170		SD 22867
Ancona Trend 645	663.645	1000 x 1000 x 50	170		SD 22850
Ancona Trend 646	663.646	1000 x 800 x 50	170		SD 22870
Ancona Trend 647	663.647	1200 x 800 x 50	170		SD 22876
Ancona Trend 648	663.648	1200 x 900 x 50	170		SD 21573
Ancona Trend 649	663.649	1000 x 900 x 50	170		SD 21548
Ancona Trend 650	663.650	1200 x 1000 x 50	170		SD 21547
Ancona Trend 654	663.654	1600 x 900 x 50	170		SD 22878
Ancona Trend 655	663.655	1700 x 900 x 50	170		SD 22879
Ancona Trend 656	663.656	1800 x 900 x 50	170		SD 22880
Ancona Quadro 915	664.915	1450 x 900 x 35	140		SD 21565
Cordoba Five Trend 871 (pentagonal)	661.871	900 x 900 x 50	170		SD 22869
Cordoba Five Trend 875 (pentagonal)	661.875	1000 x 1000 x 50	170		SD 22868
Eco-line 2	676.074.013	800 x 800	140		SD 22888
Eco-line 2	676.074.113	900 x 900	140		SD 22889
Eco-line 2	676.074.513	1000 x 1000	140		SD 22890
Malaga Circle 774 (semi-circular)	660.774	1000 x 850 x 50	170		SD 23670
Malaga Round 771 (quadrant)	660.771	900 x 900 x 50	170		SD 22853
Malaga Round Trend 772 L, left-hand version (quadrant)	660.772 L	900 x 800 x 50	170		SD 22875
Malaga Round Trend 772 R, right-hand version (quadrant)	660.772	900 x 800 x 50	170		SD 22873
Malaga Round Trend 773 L, left-hand version (quadrant)	660.773 L	1000 x 800 x 50	170		SD 22872
Malaga Round Trend 773 R, right-hand version (quadrant)	660.773 R	800 x 1000 x 50	170		SD 22871
Malaga Round Trend 775 (quadrant)	660.775	1000 x 1000 x 50	164		SD 22852
Malaga Round Trend 778 L, left-hand version (quadrant)	660.778 L	900 x 1000 x 50	170		SD 22874
Malaga Round Trend 778 R, right-hand version (quadrant)	660.778 R	1000 x 900 x 50	164		SD 22877
Piccolo 669	668.669	900 x 750 x 80	220		SD 22865
Piccolo 670 (pentagonal)	668.670	900 x 750 x 80	220		SD 22866

GALATEA – bathtub supports

All dimensions in mm

Model	Manufacturer no.	Bathtub dimensions	Support height	Type	Article number
Beach BH 180, overflow on left	100	1800 x 800	580	XL	SW 14940
Beach BH 180, overflow on right	100	1800 x 800	580	XL	SW 14941
Beach BH 180 Duo	061	1800 x 800	580	XL	SW 14985
Beach BH 190 Duo	075	1900 x 900	580	XL	SW 14950
Beach BH 190 (hexagonal), overflow on left	102	1900 x 900	580		SW 14942
Beach BH 190 (hexagonal), overflow on right	102	1900 x 900	580		SW 14943
Beach BH 200	101	2000 x 900	580	XL	SW 14937
Beach BH 150 E corner bathtub support	103	1500 x 1500	570	flush/curved	SW 14938
Beach BH 150 E corner bathtub support with shelf	103	1500 x 1500	570	shelf approx. 80 mm	SW 14938A
CLIFF CF 180	198	1800 x 800	570	XL	SW 14931
CLIFF CF 210 S (hexagonal)	193	2100 x 900	570	XL	SW 14933
CLIFF CF 45 corner bathtub support	194	1400 x 1400	570	flush/curved	SW 14934
CLIFF CF 45 corner bathtub support with shelf, pentagonal	194	1400 x 1400	570	shelf approx. 80 mm	SW 14934A
Coast CT 160 K left	074	1600 x 750	570		SW 14925
Coast CT 160 K right	076	1600 x 750	570		SW 14926
Coast CT 170	489	1700 x 750	620	XL	SW 14924
Coast CT 170 D, overflow on left	085	1700 x 750	620	XL	SW 14923
Coast CT 170 D, overflow on right	085	1700 x 750	620	XL	SW 14922
Coast CT 170 U left	175	1700 x 900/600	620		SW 14921
Coast CT 170 U right	167	1700 x 900/600	620		SW 14920
Coast CT 180 K left	158	1800 x 750	570		SW 14927
Coast CT 180 K right	159	1800 x 750	570		SW 14928
Coast CT 180, overflow on left	492	1800 x 800	600	XL	SW 12363
Coast CT 180, overflow on right	492	1800 x 800	600	XL	SW 12364
Coast CT 200 S (hexagonal), overflow on left	143	2000 x 900	620		SW 14918
Coast CT 200 S (hexagonal), overflow on right	143	2000 x 900	620		SW 14919
Coast CT 145 E corner bathtub support	008	1450 x 1450	610	flush/curved	SW 14917
Coast CT 145 E corner bathtub support with shelf, pentagonal	008	1450 x 1450	610	shelf approx. 80 mm	SW 14917A
Splash SH 160/75 left	296	1600 x 750/500	570		SW 14960
Splash SH 160/75 right	294	1600 x 750/500	570		SW 14961
Splash SH 170/75 left	298	1700 x 750/400	570		SW 14962
Splash SH 170/75 right	297	1700 x 750/400	570		SW 14963
SUN S 109	041	1800 x 800	570	XL	SW 11082
SUN S 110 (hexagonal)	169	1900 x 800	580		SW 80710
SUN S 114 (hexagonal) hole on left		2000 x 900	570		SW 13189
SUN S 114 (hexagonal) hole on right	284	2000 x 900	570		SW 13170
SUN S 115 (hexagonal)	442	1900 x 900	600		SW 13199
SUN S 116 (hexagonal)	450	1900 x 1060	570		SW 12365
SUN S 202 corner bathtub support	055	1500 x 1500	570	flush/curved	SW 14929
SUN S 202 corner bathtub support with shelf, pentagonal	055	1500 x 1500	570	shelf approx. 80 mm	SW 14929A
SUN S 204 corner bathtub support	086	1400 x 1400	555	flush/curved	SW 12372
SUN S 204 corner bathtub support with shelf, pentagonal	086	1400 x 1400	555	shelf approx. 80 mm	SW 12372A
SUN S 206 pentagonal bathtub support	180	1250 x 1250	555	flush/curved	SW 12368
SUN S 206 corner bathtub support with shelf, pentagonal	180	1250 x 1250	555	shelf approx. 80 mm	SW 12368A
SUN S 208 pentagonal bathtub support	221	1350 x 1350	610	flush/curved	SW 13168
SUN S 208 corner bathtub support with shelf, pentagonal	221	1350 x 1350	610	shelf approx. 80 mm	SW 13168A

GALATEA – bathtub supports

All dimensions in mm

Model	Manufacturer no.	Bathtub dimensions	Support height	Type	Article number
SUN S 210 pentagonal bathtub support	056	1500 x 1500	620	flush	SW 13169
SUN S 210 corner bathtub support with shelf, pentagonal	056	1500 x 1500	620	shelf approx. 80 mm	SW 13169A
SUN S 220 left-hand version	246	1570 x 1030	570	XL	SW 13171
SUN S 222 right-hand version	233	1570 x 1030	570	XL	SW 13172
SUN S 224 left-hand version	417	1750 x 1050	580	XL	SW 13158
SUN S 226 right-hand version	419	1750 x 1050	580	XL	SW 13157
SUN S 180/80 O oval	032	1800 x 800	630		SW 14975
SUN S 190/80 O oval	033	1900 x 800	630		SW 14976
SUN S 190/90 O oval	034	1900 x 900	630		SW 14977
SUN S 200/90 O oval	035	2000 x 900	630		SW 14978
SUN S 160/70 P	352	1600 x 700	555	XL	SW 14901
SUN S 160/75 P	354	1600 x 750	555	XL	SW 14902
SUN S 170/75 P	302	1700 x 750	555	XL	SW 14903
SUN S 180/80 P	353	1800 x 800	555	XL	SW 14904
SUN S 660 baby bathtub support		800 x 400 x 360	400	XL	SW 13190
SUNRISE SE 150/70	112	1500 x 700	570	XL	SW 14964
SUNRISE SE 150/75	113	1500 x 750	570	XL	SW 14965
SUNRISE SE 160/70	114	1600 x 700	570	XL	SW 14966
SUNRISE SE 160/75	115	1600 x 750	570	XL	SW 14967
SUNRISE SE 170/70	116	1700 x 700	570	XL	SW 14968
SUNRISE SE 170/75	117	1700 x 750	570	XL	SW 14969
SUNRISE SE 180/80	118	1800 x 800	650	XL	SW 14970
SUNRISE SE 150 U left	119	1500 x 1000	570		SW 14971
SUNRISE SE 150 U right	120	1500 x 1000	570		SW 14972
SUNRISE SE 160 U left	121	1600 x 1000	570		SW 14973
SUNRISE SE 160 U right	122	1600 x 1000	570		SW 14974
SUNSET ST 45 E corner bathtub support	206	1400 x 1400	570	flush/curved	SW 12399
SUNSET ST 45 E corner bathtub support with shelf, pentagonal	206	1400 x 1400	570	shelf approx. 80 mm	SW 12399A
SUNSET ST 200		2000 x 1200	630		SW 12362
SUNSET ST 200 Duo (octagonal)	072	2000 x 1160	620	XL	SW 13166
SUNSET ST 176 E pentagonal bathtub support	059	1760 x 1760	630	flush/curved	SW 13163
SUNSET ST 176 E corner bathtub support with shelf, pentagonal				shelf approx. 80 mm	SW 13163A
SUNSET ST 116 E round Corner diagonal bathtub support	046	1160 x 1160	605	flush/curved	SW 13160
SUNSET ST 116 E angular Corner diagonal bathtub support	170	1160 x 1160	620	flush/curved	SW 13165
SUNSET ST 116 E angular Corner bathtub support with shelf, pentagonal	170	1160 x 1160	620	shelf approx. 80 mm	SW 13165A
Surf SF 170	154	1700 x 750	570		SW 14944
Surf SF 170 D left	182	1700 x 900/700	600		SW 14951
Surf SF 170 D right	183	1700 x 900/700	600		SW 14952
Surf SF 150 U left, overflow on left/right	168L/168R	1500 x 1000	600		SW 14947
Surf SF 150 U right, overflow on left/right	171L/171R	1500 x 1000	600		SW 14954
Surf SF 180	156	1800 x 800	570	XL	SW 14945
Surf SF 190	157	1900 x 900	600	XL	SW 14946
Surf SF 170 U left, overflow on left/right	164L/164R	1700 x 1300	570		SW 14949
Surf SF 170 U right, overflow on left/right	166L/166R	1700 x 1300	570		SW 14956

GALATEA – shower tray supports

All dimensions in mm

Model	Manufacturer no.	Bathtub dimensions	Support height	Type	Article number
Beach BH 90 Q	104	900 x 900 x 65	200		SD 92219
Beach BH 100 Q		1000 x 1000 x 65	200		SD 92218
CLIFF CF 90 Q	199	900 x 900 x 25	140		SD 23482
CLIFF CF 100 Q	202	1000 x 1000 x 25	140		SD 23483
CLIFF CF 120 Q	204	1200 x 1200 x 25	140		SD 23484
CLIFF CF 100/80	210	1000 x 800 x 25	140		SD 23485
CLIFF CF 100/90	211	1000 x 900 x 25	140		SD 23486
CLIFF CF 120/80	212	1200 x 800 x 25	140		SD 23487
CLIFF CF 120/90	213	1200 x 900 x 25	140		SD 23488
CLIFF CF 140/90	215	1400 x 900 x 25	140		SD 23489
CLIFF CF 150/90	216	1500 x 900 x 25	140		SD 23490
CLIFF CF 170/75	217	1700 x 750 x 25	140		SD 23491
CLIFF CF 180/90	220	1800 x 900 x 25	140		SD 23492
CLIFF CF 90 R (quadrant)	223	900 x 900 x 25	140		SD 23493
CLIFF CF 100 R (quadrant)	231	1000 x 1000 x 25	140		SD 23494
CLIFF CF 120 R (quadrant)	295	1200 x 1200 x 25	140		SD 23495
CLIFF CF 90 F (pentagonal)	273	900 x 900 x 25	140		SD 23496
CLIFF CF 100 F (pentagonal)	312	1000 x 1000 x 25	140		SD 23497
Coast CT 90 Q	490	900 x 900 x 25	140		SD 92220
Coast CT 100 left	404	1000 x 900 x 25	140		SD 22385
Coast CT 100 right	248	1000 x 900 x 25	140		SD 22386
Coast CT 100/80	921	1000 x 800 x 25	140		SD 92233
Coast CT 100 Q	057	1000 x 1000 x 25	140		SD 92224
Coast CT 120/90	097	1200 x 900 x 25	140		SD 92231
Coast CT 140/90	144	1400 x 900 x 25	140		SD 92232
Coast CT 160/75	140	1600 x 750 x 25	140		SD 92228
Coast CT 160/80	499	1600 x 800 x 25	140		SD 22387
Coast CT 160/90	139	1600 x 900 x 25	140		SD 92227
Coast CT 90 R (quadrant)	491	900 x 900 x 25	140		SD 92221
Coast CT 100/90 R (quadrant), left	098	1000 x 900 x 25	140		SD 92230
Coast CT 100/90 R (quadrant), right	099	1000 x 900 x 25	140		SD 92229
Coast CT 100 right (quadrant)	054	1000 x 1000 x 25	140		SD 92226
SUNRISE SE 80 QT	007	800 x 800 x 150	305		SD 23462
SUNRISE SE 90 QT	010	900 x 900 x 150	305		SD 23463
SUNRISE SE 90 RT (quadrant)	386	900 x 900 x 140	305		SD 23465
SUNRISE SE 90 FSF (pentagonal)	541	900 x 900 x 25	140		SD 23466
SUNRISE SE 100 FSF (pentagonal)	542	1000 x 1000 x 25	140		SD 23467
SUNRISE SE 80 QFL	251	800 x 800 x 65	170		SD 22341
SUNRISE SE 90 QFL	249	900 x 900 x 65	170		SD 23468
SUNRISE SE 100 QFL	443	1000 x 1000 x 65	170		SD 23469
SUNRISE SE 90/75 FL	252	900 x 750 x 65	170		SD 23470
SUNRISE SE 90/80 FL	250	900 x 800 x 65	170		SD 23471
SUNRISE SE 80 RFL (quadrant)	387	800 x 800 x 65	170		SD 23472
SUNRISE SE 90 RFL (quadrant)	388	900 x 900 x 65	200		SD 23473
SUNRISE SE 100 RFL (quadrant)	440	1000 x 1000 x 65	164		SD 23474
SUNRISE SE 90 FFL (pentagonal)	016	900 x 900 x 65	170		SD 23475
SUNRISE SE 100 RSF (quadrant)	454	1000 x 1000 x 25	140		SD 23476
SUNRISE SE 90 RSF (quadrant)	543	900 x 900 x 25	140		SD 23477
SUNRISE SE 80 QSF	497	800 x 800 x 25	140		SD 23478
SUNRISE SE 90 QSF	493	900 x 900 x 25	140		SD 23479
SUNRISE SE 100 QSF	498	1000 x 1000 x 25	140		SD 23480
SUNRISE SE 90/75 SF	001	900 x 750 x 25	140		SD 23481

GKI – bathtub supports

All dimensions in mm

Model	Manufacturer no.	Bathtub dimensions	Support height	Type	Article number
FOX with shower zone, overflow in foot part	FOBW17075FW	1700 x 750	570	XL	SW 85224
FOX with shower zone, overflow on left	FOBW17075LW	1700 x 750	570	XL	SW 85226
FOX with shower zone, overflow on right	FOBW17075RW	1700 x 750	570	XL	SW 85225
FOX central drain	FOBW18080W	1800 x 800	570	XL	SW 85227
FOX, left-hand version	FOBW18080ELW	1800 x 800	570		SW 84199
FOX, right-hand version	FOBW18080ERW	1800 x 800	570		SW 85229
FOX	FOBW19090W	1900 x 900	570	XL	SW 84193
FOX round bathtub	FOBW180RUW	1800	570		SW 84198
FOX oval bathtub	FOBW18590OVW	1850 x 900	570		SW 85228
FOX Front wall	FOBW18080VWW	1800 x 800	570		SW 85233
LIFE central drain	LIFEBW17080W	1700 x 800	570	XL	SW 84197
LIFE central drain	LIFEBW18080W	1800 x 800	570	XL	SW 84196
MEMO overflow on left	MEBW17075LW	1700 x 750	570	XL	SW 85219
MEMO overflow on right	MEBW17075RW	1700 x 750	570	XL	SW 85220
MEMO overflow on left	MEBW17080LW	1700 x 800	570	XL	SW 85221
MEMO overflow on right	MEBW17080RW	1700 x 800	570	XL	SW 85222
MEMO central drain bathtub	MEMOBW18080W	1800 x 800	570	XL	SW 85212
MEMO oval bathtub, central drain	MEBW18080OVW	1800 x 800	570		SW 85217
MEMO central drain bathtub	MEMOBW19090W	1900 x 900	570	XL	SW 85214
MEMO oval bathtub	MEBW19090OVW	1900 x 900	570		SW 85223
MEMO corner bathtub, left-hand version	MEBWE17090LW	1700 x 900/600	570		SW 84194
MEMO corner bathtub, right-hand version	MEBWE17090RW	1700 x 900/600	570		SW 84195
MEMO corner bathtub, left-hand version	MEBWE175135LW	1750 x 1350	570		SW 85215
MEMO corner bathtub, right-hand version	MEBWE175135RW	1750 x 1350	570		SW 85216
MEMO	MEBW180140W	1800 x 1400	600	XL	SW 85218
UNO bodyshape bathtub	UNOBW17075W	1700 x 750	570	XL	SW 85200
UNO bodyshape bathtub, overflow on left	UNOBW180KFLW	1800 x 800	600	XL	SW 85207
UNO bodyshape bathtub, overflow on right	UNOBW180KFRW	1800 x 800	600	XL	SW 85204
UNO central drain bathtub, overflow on left	UNOBW170MALW	1700 x 800	600	XL	SW 85206
UNO central drain bathtub, overflow on right	UNOBW170MARW	1700 x 800	600	XL	SW 85205
UNO central drain bathtub	UNOBW18080W	1800 x 800	600	XL	SW 85201
UNO hexagonal bathtub	UNOBW6E205W	2050 x 900	600		SW 85209
UNO hexagonal bathtub, overflow on left	UNOBW6E190LW	1900 x 900	570		SW 85210
UNO hexagonal bathtub, overflow on right	UNOBW6E190RW	1900 x 900	570		SW 85208
UNO Vario corner bathtub support Nova	UNOBW140VANW	1400 x 1400	570	flush/curved	SW 85213
UNO Vario corner bathtub support with shelf, pentagonal	UNOBW140VANW	1400 x 1400	570	Shelf 80 mm	SW 85213A
ZEROplus	ZEBW18080W	1800 x 800			SW 85230
ZEROplus	ZEBW18090W	1800 x 900			SW 85231
ZEROplus oval	ZEBW18080OVW	1800 x 800			SW 85232

GKI – shower tray supports

All dimensions in mm

Model	Manufacturer no.	Bathtub dimensions	Support height	Type	Article number
LINEA square	LINEADW90QW	900 x 900 x 18	140		SD 94224
LINEA square	LINEADW100QW	1000 x 1000 x 18	140		SD 94225
LINEA rectangular	LINEADW12090REW	1200 x 900 x 18	140		SD 94226
LINEA rectangular	LINEADW14090REW	1400 x 900 x 22	140		SD 94227
LINEA rectangular	LINEADW16090REW	1600 x 900 x 22	140		SD 94228
MEMO square	MEMODW80QW	800 x 800 x 35	140		SD 94214
MEMO rectangular	MEMODW9075REW	900 x 750 x 35	140		SD 94217
MEMO square	MEMODW90QW	900 x 900 x 35	140		SD 94208
MEMO rectangular	MEMODW10080REW	1000 x 800 x 35	140		SD 94210
MEMO rectangular	MEMODW10090REW	1000 x 900 x 35	140		SD 94216
MEMO square	MEMODW100QW	1000 x 1000 x 35	140		SD 94209
MEMO rectangular	MEMODW12080REW	1200 x 800 x 35	140		SD 94211
MEMO rectangular	MEMODW12090REW	1200 x 900 x 35	140		SD 94213
MEMO rectangular	MEMODW120100REW	1200 x 1000 x 35	140		SD 94218
MEMO rectangular	MEMODW14090REW	1400 x 900 x 35	140		SD 94215
UNO quadrant	UNODW90VKW	900 x 900 x 50	140		SD 94202
UNO quadrant	UNODW100VKW	1000 x 1000 x 50	140		SD 94203
UNO quadrant, left	UNODW9080LW	900 x 800 x 50	170		SD 94205
UNO quadrant, right	UNODW9080RW	900 x 800 x 50	170		SD 94204
UNO pentagonal	UNODW5ECK90W	900 x 900 x 50	140		SD 94207
UNO pentagonal	UNODW5ECK100W	1000 x 1000 x 50	170		SD 94206

Glass – bathtub supports

All dimensions in mm

Model	Manufacturer no.	Bathtub dimensions	Support height	Type	Article number
Eden		1900 x 900	640	XL	SW 87824
Pop		1700 x 700	570	XL	SW 87827
Pop		1700 x 750	570	XL	SW 87825
Pop		1800 x 800	570	XL	SW 87826
Pop, left-hand version		1600 x 1000	570		SW 87828
Pop, right-hand version		1600 x 1000	570		SW 82829
Pop corner bathtub support		1400 x 1400	570	flush/curved	SW 87830
Pop corner bathtub support with shelf (pentagonal)		1400 x 1400	570	Shelf 80 mm	SW 87830A

Hoesch – bathtub supports

All dimensions in mm

Model	Manufacturer no.	Bathtub dimensions	Support height	Type	Article number
Arica (hexagonal)	5573	1900 x 800	570	XL	SW 11027
Arica (hexagonal)	5569	1900 x 900	570	XL	SW 12521
Armada (hexagonal)	6173	1600 x 750	570	XL	SW 12505
Armada (hexagonal)	6174	1700 x 800	570	XL	SW 12504
Armada (hexagonal)	6175	1800 x 800	570	XL	SW 12506
Armada (hexagonal)	6176	1800 x 900	570	XL	SW 12507
Armada (hexagonal)	6177	1900 x 900	570	XL	SW 12538
Armada (hexagonal) (overflow on left)	6182	2000 x 900	600	XL	SW 13752
Armada (hexagonal) (overflow on right)	6183	2000 x 900	600	XL	SW 13753
Armada (hexagonal)	4178/6178	2000 x 1000	600	XL	SW 12524
Armada (hexagonal)	6179	2100 x 1000	600	XL	SW 12508
Armada (octagonal)	6169	1800 x 800	570	XL	SW 12509
Capri	6116	1500 x 700	570	XL	SW 12519
Capri	6195	1600 x 750	570	XL	SW 11016
Capri	6103	1700 x 750	570	XL	SW 11015
Capri	6107	1800 x 800	570	XL	SW 11020
Capri	6104	1900 x 800	570	XL	SW 12525
Combi (left-hand version)	5590	1600 x 700	570	XL	SW 14307
Combi (right-hand version)	5591	1600 x 700	570	XL	SW 14308
Cuarto	3800	1400 x 700	570	XL	SW 16206
Cuarto	3801	1500 x 700	570	XL	SW 16205
Cuarto	3802	1600 x 700	570	XL	SW 16200
Cuarto	3803	1700 x 700	570	XL	SW 16201
Cuarto	3801	1800 x 800	640	XL	SW 16202
Cuarto	3805	1900 x 900	630	XL	SW 16203
Cuarto	3806	2000 x 900	640	XL	SW 16204
Forster	6647	1600 x 700	600	XL	SW 14562
Forster	6646	1700 x 700	600	XL	SW 13773
Forster	6629	1700 x 750	600	XL	SW 14567
Forster	6628	1800 x 800	600	XL	SW 14558
Forster oval	6476	1900 x 980	570		SW 14560
Forster prewall	6478	1900 x 1020	570		SW 14570
Happy D (part-oval)	6180	1800 x 800	570	XL	SW 14312
Happy D (left) (part-oval)	6484	1800 x 800	570	XL	SW 13756
Happy D (right) (part-oval)	6486	1800 x 800	570	XL	SW 13757
Largo	3707	1700 x 750	620	XL	SW 14317
Largo	3708	1700 x 800	620	XL	SW 14318
Largo	3696	1800 x 800	620	XL	SW 14584
Largo	3710	1900 x 800	600	XL	SW 14319
Largo	3691	1900 x 900	600	XL	SW 14586
Largo	3692	2000 x 1400	600	XL	SW 14590
Largo (left-hand version)	3694	1800 x 1300	620		SW 14587
Largo (right-hand version)	3693	1800 x 1300	620		SW 14588
Largo Trapez (left-hand version)	3705	1800 x 1400	620		SW 13777
Largo Trapez (right-hand version)	3706	1800 x 1400	620		SW 13778
Largo oval bathtub	3695	2000 x 1000	620		SW 14589
Oriental	6115	1500 x 800	555	XL	SW 12501
Parana corner bathtub support	5572	1400 x 1400	555	flush/curved	SW 12523
Parana corner bathtub support with shelf, pentagonal	5572		555	Shelf 80 mm	SW 12523A

Hoesch – bathtub supports

All dimensions in mm

Model	Manufacturer no.	Bathtub dimensions	Support height	Type	Article number
Parana corner bathtub support	5544	1480 x 1480	570	flush/curved	SW 14566
Parana corner bathtub support with shelf, pentagonal	5544		570	Shelf 80 mm	SW 14566A
Parana corner bathtub support, left-hand version	5564	1500 x 1000	570	flush/curved	SW 14305
Parana corner bathtub support, left-hand version with shelf, pentagonal	5564		570	Shelf 80 mm	SW 14305A
Parana corner bathtub support, right-hand version	5566	1500 x 1000	570	flush/curved	SW 14306
Parana corner bathtub support, right-hand version with shelf, pentagonal	5566		570	Shelf 80 mm	SW 14306A
Philippe Starck 1 (oval)	6020	1800 x 900	570	XL	SW 13771
Philippe Starck 2 (oval)	6135	1750 x 800	570	XL	SW 13772
Regatta	6457	1600 x 700	600	XL	SW 12545
Regatta	6461	1700 x 700	600	XL	SW 13759
Regatta	6454	1700 x 750	570	XL	SW 12547
Regatta	6455	1700 x 800	570	XL	SW 13758
Regatta	6456	1800 x 800	600	XL	SW 12544
Regatta with shower zone	6460	1800 x 800	600	XL	SW 14309
Regatta	6462	1900 x 800	600	XL	SW 12546
Scelta	3669	1800 x 800	610	XL	SW 14326
Scelta (rectangular)	3671	1800 x 900	610	XL	SW 14576
Scelta (rectangular)	3670	1900 x 800	600	XL	SW 13767
Scelta (hexagonal), overflow on left	3672	2000 x 900	610		SW 13769
Scelta (hexagonal), overflow on right	3673	2000 x 900	610		SW 13768
Scelta (oval), overflow on left	3674	2000 x 900	610		SW 13775
Scelta (oval), overflow on right	3675	2000 x 900	610		SW 13774
Scelta (oval)	3679	1900 x 1200	610		SW 14580
Scelta corner bathtub support	3676	1500 x 1500	610		SW 14573
Scelta corner bathtub support with shelf, pentagonal	3676		610	Shelf 80 mm	SW 14573A
Single Bath Duo overflow on left	3688	1766 x 1141	570	only with 80 mm shelf	SW 14591
Single Bath Duo overflow on right	3686	1766 x 1141	570	only with 80 mm shelf	SW 14592
Spectra (rectangular)	3650	1700 x 750	610	XL	SW 14577
Spectra (rectangular)	3665	1700 x 800	610	XL	SW 14578
Spectra prewall	3663	1700 x 800	610	XL	SW 14579
Spectra, left-hand version	3657	1700 x 1000	610		SW 14582
Spectra, right-hand version	3660	1700 x 1000	610		SW 14583
Spectra, left-hand version	3666	1800 x 1200	610		SW 13461
Spectra, right-hand version		1800 x 1200	610		SW 13462
Spectra (rectangular)	3651	1800 x 800	610	XL	SW 14569
Spectra (hexagonal)	3656	1800 x 800	610	XL	SW 13766
Spectra (hexagonal)	3652	1900 x 900	610	XL	SW 14568
Spectra (oval)	6480	1700 x 800	600	XL	SW 13760
Spectra (oval)	6481	1800 x 800	600	XL	SW 13761
Spectra (oval)	6482	1800 x 900	600	XL	SW 13762
Spectra (oval)	6483	1900 x 800	600	XL	SW 13763
Spectra (oval)	6626	1900 x 900	600		SW 14556

Hoesch – bathtub supports

All dimensions in mm

Model	Manufacturer no.	Bathtub dimensions	Support height	Type	Article number
Spectra corner bathtub support	3653	1400 x 1400	610	flush/curved	SW 14585
Spectra corner bathtub support with shelf, pentagonal	3653		610	Shelf 80 mm	SW 14585A
Tacna	5574	1800 x 800	570	XL	SW 11025
Tacna (oval)	5539	1800 x 800	570		SW 14557
Thasos	3744	1700 x 750	650	XL	SW 14324
Thasos	3741	1800 x 800	650	XL	SW 14325
Thasos	3742	2000 x 1000	650	XL	SW 14594
Thasos Trapez left	3745	1500 x 1000	650		SW 14320
Thasos Trapez right	3746	1500 x 1000	650		SW 14321
Thasos Trapez left	3747	1750 x 1100	650		SW 14322
Thasos Trapez right	3748	1750 x 1100	650		SW 14323
Topeka	5575	1600 x 700	555	XL	SW 11018
Topeka	5570	1700 x 750	555	XL	SW 11019
Topeka	5547	1800 x 800	570	XL	SW 14563
Waikiki (oval)	6011	1900 x 1140	570		SW 14303
Zero	6627	1700 x 900	570	XL	SW 14561
Zero	6531	1900 x 900	570	XL	SW 12539

Additional notes

Hoesch – shower tray supports

All dimensions in mm

Model	Manufacturer no.	Bathtub dimensions	Support height	Type	Article number
Muna	4221	700 x 700 x 15	100		SD 24239
Muna	4222	750 x 750 x 15	100		SD 24240
Muna	4160	800 x 800 x 15	100		SD 24250
Muna	4161	900 x 900 x 15	100		SD 24251
Muna	4162	1000 x 1000 x 15	100		SD 24252
Muna	4163	800 x 700 x 15	100		SD 24253
Muna	4211	800 x 750 x 15	100		SD 24245
Muna	4164	900 x 700 x 15	100		SD 24254
Muna	4172	900 x 750 x 15	100		SD 24262
Muna	4177	900 x 800 x 15	100		SD 24267
Muna	4165	1000 x 700 x 15	100		SD 24255
Muna	4173	1000 x 750 x 15	100		SD 24263
Muna	4178	1000 x 800 x 15	100		SD 24268
Muna	4184	1000 x 900 x 15	100		SD 24274
Muna	4166	1100 x 700 x 15	100		SD 24256
Muna	4174	1100 x 750 x 15	100		SD 24264
Muna	4179	1100 x 800 x 15	100		SD 24269
Muna	4185	1100 x 900 x 15	100		SD 24275
Muna	4190	1100 x 1000 x 15	100		SD 24280
Muna	4167	1200 x 700 x 15	100		SD 24257
Muna	4175	1200 x 750 x 15	100		SD 24265
Muna	4180	1200 x 800 x 15	100		SD 24270
Muna	4186	1200 x 900 x 15	100		SD 24276
Muna	4191	1200 x 1000 x 15	100		SD 24281
Muna	4226	1200 x 1200 x 15	100		SD 24244
Muna	4200	1300 x 700 x 15	100		SD 24290
Muna	4176	1300 x 750 x 15	100		SD 24266
Muna	4181	1300 x 800 x 15	100		SD 24271
Muna	4187	1300 x 900 x 15	100		SD 24277
Muna	4192	1300 x 1000 x 15	100		SD 24282
Muna	4168	1400 x 700 x 15	100		SD 24258
Muna	4212	1400 x 750 x 15	100		SD 24248
Muna	4182	1400 x 800 x 15	100		SD 24272
Muna	4188	1400 x 900 x 15	100		SD 24278
Muna	4193	1400 x 1000 x 15	100		SD 24283
Muna	4169	1500 x 700 x 15	100		SD 24259
Muna	4213	1500 x 750 x 15	100		SD 24246
Muna	4183	1500 x 800 x 15	100		SD 24273
Muna	4189	1500 x 900 x 15	100		SD 24279
Muna	4194	1500 x 1000 x 15	100		SD 24284
Muna	4170	1600 x 700 x 15	100		SD 24260
Muna	4214	1600 x 750 x15	100		SD 24247
Muna	4202	1600 x 800 x 15	100		SD 24291
Muna	4205	1600 x 900 x 15	100		SD 24294
Muna	4208	1600 x 1000 x 15	100		SD 24297
Muna	4171	1700 x 700 x 15	100		SD 24261
Muna	4215	1700 x 750 x 15	100		SD 24357
Muna	4203	1700 x 800 x 15	100		SD 24292
Muna	4206	1700 x 900 x 15	100		SD 24295

Hoesch – shower tray supports

All dimensions in mm

Model	Manufacturer no.	Bathtub dimensions	Support height	Type	Article number
Muna	4209	1700 x 1000 x 15	100		SD 24298
Muna	4223	1800 x 750 x 15	100		SD 24241
Muna	4204	1800 x 800 x 15	100		SD 24293
Muna	4207	1800 x 900 x 15	100		SD 24296
Muna	4210	1800 x 1000 x 15	100		SD 24299
Muna	4224	1900 x 800 x 15	100		SD 24242
Muna	4225	2000 x 900 x 15	100		SD 24243
Muna	4218	2000 x 1000 x 15	100		SD 24249
Muna, left-hand version	4227	1200 x 900 x 15	100		SD 24358
Muna, right-hand version	4228	1200 x 900 x 15	100		SD 24359
Muna, left-hand version	4229	1300 x 900 x 15	100		SD 24360
Muna, right-hand version	4230	1300 x 900 x 15	100		SD 24361
Muna, left-hand version	4231	1400 x 900 x 15	100		SD 24362
Muna, right-hand version	4232	1400 x 900 x 15	100		SD 24363
Muna, left-hand version	4233	1500 x 900 x 15	100		SD 24364
Muna, right-hand version	4234	1500 x 900 x 15	100		SD 24365
Muna, left-hand version	4235	1600 x 900 x 15	100		SD 24366
Muna, right-hand version	4236	1600 x 900 x 15	100		SD 24367
Muna (quadrant)	4195	800 x 800 x 15	100		SD 24285
Muna (quadrant)	4196	900 x 900 x 15	100		SD 24286
Muna (quadrant)	4197	1000 x 1000 x 15	100		SD 24287
Muna (semi-circular)	4198	1100 x 900 x 15	100		SD 24288
Muna (semi-circular)	4199	1000 x 1000 x 15	100		SD 24289
Muna (pentagonal)	4219	900 x 900 x 15	100		SD 24237
Muna (pentagonal)	4220	1000 x 1000 x 15	100		SD 24238
Samar	4451	800 x 800 x 20	140		SD 24234
Samar	4454	900 x 750 x 20	140		SD 24350
Samar	4455	900 x 800 x 20	140		SD 24351
Samar	4452	900 x 900 x 20	140		SD 24235
Samar	4456	1000 x 800 x 20	140		SD 24352
Samar	4453	1000 x 1000 x 20	140		SD 24236
Samar	4457	1200 x 900 x 20	140		SD 24353
Samar	4458	1400 x 900 x 20	140		SD 24354
Samar (quadrant)	4459	900 x 900 x 20	164		SD 24232
Samar (quadrant)	4460	1000 x 1000 x 20	164		SD 24233
Samar (pentagonal)	4461	900 x 900 x 20	164		SD 24355
Samar (pentagonal)	4462	1000 x 1000 x 20	140		SD 24356
Thasos Classics	6323	800 x 800 x 65	170		SD 22305
Thasos Classics	6389	900 x 750 x 65	170		SD 22306
Thasos Classics	6325	900 x 800 x 65	170		SD 22307
Thasos Classics	6319	900 x 900 x 65	170		SD 22308
Thasos Classics	6324	1000 x 1000 x 65	170		SD 22309
Thasos square	6607	800 x 800 x 30	170		SD 23406
Thasos rectangular	6650	900 x 750 x 30	170		SD 23407
Thasos rectangular	6658	900 x 800 x 30	170		SD 23408
Thasos square	6608	900 x 900 x 30	170		SD 23409
Thasos rectangular	6661	1000 x 800 x 30	170		SD 23410
Thasos rectangular	6671	1000 x 900 x 30	170		SD 24230
Thasos square	6614	1000 x 1000 x 30	170		SD 23411

Hoesch – shower tray supports

All dimensions in mm

Model	Manufacturer no.	Bathtub dimensions	Support height	Type	Article number
Thasos rectangular	6662	1200 x 800 x 30	170		SD 23412
Thasos rectangular	6672	1200 x 900 x 30	170		SD 23413
Thasos rectangular	6678	1200 x 1000 x 30	170		SD 23414
Thasos square	6617	1200 x 1200 x 30	170		SD 23415
Thasos rectangular	6663	1400 x 800 x 30	170		SD 23432
Thasos rectangular	6673	1400 x 900 x 30	170		SD 23416
Thasos rectangular	6651	1500 x 750 x 30	170		SD 23417
Thasos rectangular	6665	1500 x 800 x 30	170		SD 23418
Thasos rectangular	6674	1500 x 900 x 30	170		SD 23419
Thasos square	6649	1500 x 1500 x 30	170		SD 23420
Thasos rectangular	6654	1600 x 750 x 30	170		SD 24231
Thasos rectangular	6668	1600 x 800 x 30	170		SD 23425
Thasos rectangular	6675	1600 x 900 x 30	170		SD 23426
Thasos rectangular	6657	1700 x 750 x 30	170		SD 23427
Thasos rectangular	6669	1700 x 800 x 30	170		SD 23428
Thasos rectangular	6676	1700 x 900 x 30	170		SD 23429
Thasos rectangular	6670	1800 x 800 x 30	170		SD 23431
Thasos rectangular	6677	1800 x 900 x 30	170		SD 23430
Thasos quadrant	6520	900 x 900 x 30	164		SD 23421
Thasos quadrant	6521	1000 x 1000 x 30	164		SD 23422
Thasos pentagonal	6522	900 x 900 x 30	170		SD 23423
Thasos pentagonal	6523	1000 x 1000 x 30	164		SD 23424

Additional notes

Hüppe – shower tray supports

All dimensions in mm

Model	Manufacturer no.	Bathtub dimensions	Support height	Type	Article number
EasyStep	215010	800 x 800 x 30	100		SD 22635
EasyStep	215011	900 x 800 x 30	100		SD 22636
EasyStep	215021	900 x 900 x 30	100		SD 22637
EasyStep	215012	1000 x 800 x 30	100		SD 22638
EasyStep	215022	1000 x 900 x 30	100		SD 22639
EasyStep	215032	1000 x 1000 x 30	100		SD 22640
EasyStep	215013	1100 x 800 x 30	100		SD 22641
EasyStep	215023	1100 x 900 x 30	100		SD 22642
EasyStep	215033	1100 x 1000 x 30	100		SD 22643
EasyStep	215014	1200 x 800 x 30	100		SD 22644
EasyStep	215024	1200 x 900 x 30	100		SD 22645
EasyStep	215034	1200 x 1000 x 30	100		SD 22646
EasyStep	215015	1300 x 800 x 30	100		SD 22647
EasyStep	215025	1300 x 900 x 30	100		SD 22648
EasyStep	215035	1300 x 1000 x 30	100		SD 22649
EasyStep	215110	1400 x 800 x 30	100		SD 22525
EasyStep	215120	1400 x 900 x 30	100		SD 22526
EasyStep	215130	1400 x 1000 x 30	100		SD 22527
EasyStep	215101	1500 x 700 x 30	100		SD 22528
EasyStep	215111	1500 x 800 x 30	100		SD 22529
EasyStep	215121	1500 x 900 x 30	100		SD 22530
EasyStep	215131	1500 x 1000 x 30	100		SD 22531
EasyStep	215200	1600 x 700 x 30	100		SD 22535
EasyStep	215210	1600 x 800 x 30	100		SD 22536
EasyStep	215220	1600 x 900 x 30	100		SD 22537
EasyStep	215230	1600 x 1000 x 30	100		SD 22538
EasyStep	215201	1700 x 700 x 30	100		SD 22539
EasyStep	215211	1700 x 800 x 30	100		SD 22540
EasyStep	215221	1700 x 900 x 30	100		SD 22541
EasyStep	215231	1700 x 1000 x 30	100		SD 22542
EasyStep	215222	1800 x 900 x 30	100		SD 22543
EasyStep	215232	1800 x 1000 x 30	100		SD 22544
EasyStep made-to-measure production					SD 22532
Purano	202160	800 x 800 x 26	110		SD 22613
Purano	202164	900 x 700 x 26	110		SD 22630
Purano	202168	900 x 750 x 26	110		SD 22534
Purano	202161	900 x 900 x 26	110		SD 22623
Purano	202165	1000 x 700 x 26	110		SD 22631
Purano	202162	1000 x 1000 x 26	110		SD 22624
Purano	202166	1200 x 700 x 26	110		SD 22632
Purano	202163	1200 x 800 x 26	110		SD 22628
Purano	202158	1200 x 900 x 26	110		SD 22523
Purano	202159	1400 x 900 x 26	110		SD 22522
Purano	202167	1400 x 700 x 26	110		SD 22633
Purano (quadrant)	202150	800 x 800 x 26	110		SD 22629
Purano (quadrant)	202155	800 x 900 x 26	110		SD 22615
Purano (quadrant)	202156	900 x 800 x 26	110		SD 22614
Purano (quadrant)	202151	900 x 900 x 26	110		SD 22616

Hüppe – shower tray supports

All dimensions in mm

Model	Manufacturer no.	Bathtub dimensions	Support height	Type	Article number
Purano (quadrant)	202148	800 x 1000 x 26	110		SD 22627
Purano (quadrant)	202153	900 x 1000 x 26	110		SD 22621
Purano (quadrant)	202146	900 x 1200 x 26	110		SD 22634
Purano (quadrant)	202149	1000 x 800 x 26	110		SD 22625
Purano (quadrant)	202154	1000 x 900 x 26	110		SD 22622
Purano (quadrant)	202152	1000 x 1000 x 26	110		SD 22617
Purano (quadrant)	202147	1200 x 900 x 26	110		SD 22626
Purano (semi-circular)	210701	1140 x 900 x 26	110		SD 22533
Purano (pentagonal)	210601	900 x 900 x 26	110		SD 22524
Purano (pentagonal)	210602	1000 x 1000 x 26	110		SD 22521

Additional notes

Ideal Standard – bathtub supports

All dimensions in mm

Model	Manufacturer no.	Bathtub dimensions	Support height	Type	Article number
Connect Air bodyshape bathtub	E106401	1700 x 750	570	XL	SW 16125
Connect Air Duo	E106601	1700 x750	570	XL	SW 16127
Connect Air Duo	E106701	1800 x 800	570	XL	SW 16126
Connect Air oval	E106801	1800 x 800	570		SW 16128
Connect Air hexagonal	E106901	1900 x 900	570		SW 16129
Connect Air, left	E113401	1700 x 800	570		SW 16130
Connect Air, right	E113501	1700 x 800	570		SW 16131
Connect Air	T963201	1300 x 1300	570	flush/curved	SW 10419
Connect Air corner bathtub support with shelf, pentagonal	T963201	1300 x 1300		Shelf 80 mm	SW 10419A
Connect Air corner bathtub support	T963301	1400 x 1400	570	flush/curved	SW 10420
Connect Air corner bathtub support with shelf, pentagonal	T963301	1400 x 1400		Shelf 80 mm	SW 10420A
Dea	K6631	1800 x 900	570	XL	SW 13220
Dea	K6695	1900 x 1000	600	XL	SW 13230
Hotline	K274501	1600 x 700	570	XL	SW 16100
Hotline	K274601	1700 x 750	570	XL	SW 16101
Hotline	K274701	1700 x 800	570	XL	SW 16102
Hotline	K274801	1800 x 800	570	XL	SW 16103
Hotline Duo	K274901	1700 x 750	570	XL	SW 16104
Hotline Duo	K275001	1800 x 800	570	XL	SW 16105
Hotline	K275101	1400 x 1400	570	flush/curved	SW 16106
Hotline	K275101	1400 x 1400	570	Shelf 80 mm	SW 16106A
Hotline	K275201	1500 x 1500	570	flush/curved	SW 16107
Hotline	K275201	1500 x 1500	570	Shelf 80 mm	SW 16107A
Hotline (hexagonal)	K275501	1900 x 900	570		SW 16108
Hotline oval	K275601	1800 x 800	570		SW 16109
Hotline, left-hand version	K275801	1600 x 900	570		SW 16111
Hotline, right-hand version	K275701	1600 x 900	570		SW 16110
Hotline, left-hand version	K276301	1600 x 700/450	570		SW 16113
Hotline, right-hand version	K276101	1600 x 700/450	570		SW 16112
Strada	K2605	1700 x 700	600	XL	SW 10406
Strada	K2607	1700 x 750	600	XL	SW 10407
Strada foot drain	K2606	1700 x 750	600	XL	SW 10408
Strada	K2608	1800 x 800	600	XL	SW 10403
Strada	K2609	1900 x 900	600	XL	SW 10404
Strada, left-hand version	K2611	1700 x 1000 /700	600		SW 10405
Strada, right-hand version	K2610	1700 x 1000 /700	600		SW 10409
Tonic II	E397201/E397301	1700 x 750	590	XL	SW 10426
Tonic II	E397401	1800 x 800	590	XL	SW 10425
Tonic II oval	K292001	1800 x 800	570		SW 16124
Tonic II oval	K292201	1900 x 900	570		SW 16123
Tonic II hexagonal	K291401	1900 x 900	570		SW 16121
Tonic II hexagonal	K291601	2000 x 950	570		SW 16120
Tonic II octagonal	K291801	1800 x 800	570		SW 16122
Tonic II	K291001	1400 x 1400	570		SW 16118
Tonic II	K291201	1500 x 1500	570		SW 16119
Tonic II corner bathtub support with shelf, pentagonal	K291201	1500 x 1500	570		SW 16119A
Tonic II Duo	E397601	1800 x 800	590	XL	SW 10427
Tonic II Duo	K290601	1900 x 900	590	XL	SW 16116
Tonic II Duo	K290801	2000 x 1000	590	XL	SW 16115

Ideal Standard – shower tray supports

All dimensions in mm

Model	Manufacturer no.	Bathtub dimensions	Support height	Type	Article number
Connect Air	E098801	800 x 800 x 45	140		SD 25570
Connect Air	E104901	900 x 750 x 55	140		SD 25573
Connect Air	E098901	900 x 800 x 45	140		SD 25574
Connect Air	E105201	900 x 900 x 45	140		SD 25584
Connect Air	E105301	1000 x 800 x 45	140		SD 25575
Connect Air	E105401	1000 x 1000 x 45	140		SD 25572
Connect Air	E105701	1200 x 800 x 45	140		SD 25576
Connect Air	E105901	1200 x 900 x 45	140		SD 25577
Connect Air	E106101	1400 x 900 x 45	140		SD 25578
Connect Air	E106301	1500 x 900 x 45	140		SD 25579
Connect Air (quadrant)	E098701	800 x 800 x 45	140		SD 25571
Connect Air (quadrant)	E105101	900 x 900 x 45	140		SD 25580
Connect Air (quadrant)	E105601	1000 x 1000 x 45	140		SD 25581
Connect Air (pentagonal)	E105501	900 x 900 x 45	140		SD 25582
Connect Air (pentagonal)	E105801	1000 x 1000 x 45	140		SD 25583
Hotline	K276401	800 x 800 x 130	220		SD 25550
Hotline	K276501	900 x 900 x 130	220		SD 25551
Hotline	K276601	800 x 800 x 80	170		SD 25552
Hotline	K276701	900 x 900 x 80	170		SD 25553
Hotline	K276801	1000 x 1000 x 80	170		SD 25554
Hotline	K276901	900 x 750 x 130	220		SD 25555
Hotline	K277001	900 x 800 x 130	220		SD 25556
Hotline	K277101	800 x 750 x 80	170		SD 25557
Hotline	K277201	900 x 750 x 80	170		SD 25558
Hotline	K277301	900 x 800 x 80	170		SD 25559
Hotline	K277401	800 x 1000 x 80	170		SD 25560
Hotline (quadrant)	K277501	800 x 800 x 130	220		SD 25561
Hotline (quadrant)	K277601	900 x 900 x 130	220		SD 25562
Hotline (quadrant)	K277901	800 x 800 x 80	164		SD 25563
Hotline (quadrant)	K278001	900 x 900 x 80	164		SD 25564
Hotline (quadrant)	K278101	1000 x 1000 x 80	164		SD 25565
Hotline (pentagonal)	K278201	900 x 900 x 130	220		SD 25566
Hotline (pentagonal)	K278301	900 x 900 x 80	170		SD 25567
Hotline (pentagonal)	K278401	1000 x 1000 x 80	170		SD 25568
Strada (stainless steel cover/acrylic)	K2622/K8153	900 x 900 x 60	140		SD 22197
Strada (stainless steel cover/acrylic)	K2623/K8154	1000 x 800 x 60	140		SD 22198
Strada (stainless steel cover/acrylic)	K2624/K8155	1000 x 900 x 60	140		SD 22140
Strada (stainless steel cover/acrylic)	K2625/K8157	1200 x 900 x 60	140		SD 22141
Strada (stainless steel cover/acrylic)	K8158	1400 x 800 x 60	140		SD 22146
Strada (stainless steel cover/acrylic)	K2626/K8159	1400 x 900 x 60	140		SD 22142
Strada (stainless steel cover/acrylic)	K2627/K8161	1600 x 900 x 60	140		SD 22143
Strada (stainless steel cover/acrylic)	K2628/K8163	1700 x 900 x 60	140		SD 22144
Strada (stainless steel cover/acrylic)	K2629/K8165	1800 x 900 x 60	140		SD 22145
Ultra Flat	K1933	700 x 700 x 47	140		SD 22292
Ultra Flat	K5172	800 x 800 x 47	140		SD 22242
Ultra Flat	K5178	800 x 900 x 47	140		SD 22248
Ultra Flat	K1934	900 x 700 x 47	140		SD 22296
Ultra Flat	K5179	900 x 750 x 47	140		SD 22249
Ultra Flat	K5173	900 x 900 x 47	140		SD 22243
Ultra Flat	K1935	1000 x 700 x 47	140		SD 22295
Ultra Flat	K5180	1000 x 800 x 47	140		SD 22250

Ideal Standard – shower tray supports

All dimensions in mm

Model	Manufacturer no.	Bathtub dimensions	Support height	Type	Article number
Ultra Flat	K5181	1000 x 900 x 47	140		SD 22251
Ultra Flat	K5174	1000 x 1000 x 47	140		SD 22244
Ultra Flat	K1936	1200 x 700 x 47	140		SD 22297
Ultra Flat	K5182	1200 x 800 x 47	140		SD 22252
Ultra Flat	K5183	1200 x 900 x 47	140		SD 22253
Ultra Flat	K5184	1200 x 1000 x 47	140		SD 22254
Ultra Flat	K5175	1200 x 1200 x 47	140		SD 22245
Ultra Flat	K1937	1400 x 700 x 47	140		SD 22298
Ultra Flat	K5185	1400 x 800 x 47	140		SD 22255
Ultra Flat	K5186	1400 x 900 x 47	140		SD 22256
Ultra Flat	K2551	1400 x 1000 x 47	140		SD 23386
Ultra Flat	K5187	1600 x 800 x 47	140		SD 22257
Ultra Flat	K5188	1600 x 900 x 47	140		SD 22258
Ultra Flat	K2552	1600 x 1000 x 47	140		SD 23387
Ultra Flat	K1938	1700 x 700 x 47	140		SD 22294
Ultra Flat	K5189	1700 x 800 x 47	140		SD 22259
Ultra Flat	K5190	1700 x 900 x 47	140		SD 22269
Ultra Flat	K2553	1700 x 1000 x 47	140		SD 23388
Ultra Flat	K5191	1800 x 800 x 47	140		SD 22270
Ultra Flat	K5192	1800 x 900 x 47	140		SD 22271
Ultra Flat	K2554	1800 x 1000 x 47	140		SD 23389
Ultra Flat (quadrant)	K1939	800 x 800 x 47	140		SD 22299
Ultra Flat (quadrant)	K5176	900 x 900 x 47	140		SD 22246
Ultra Flat (quadrant)	K5177	1000 x 1000 x 47	140		SD 22247
Ultra Flat (pentagonal)	K1950	900 x 900 x 47	140		SD 22289
Ultra Flat (pentagonal)	K1951	1000 x 1000 x 47	140		SD 22290
Ultra Flat S	K8214	800 x 800 x 30	100		SD 25597
Ultra Flat S	K8190	900 x 700 x 30	100		SD 23391
Ultra Flat S	K8215	900 x 900 x 30	100		SD 23390
Ultra Flat S	K8218	1000 x 700 x 30	100		SD 23392
Ultra Flat S	K8219	1000 x 800 x 30	100		SD 23393
Ultra Flat S	K8220	1000 x 900 x 30	100		SD 23394
Ultra Flat S	K8216	1000 x 1000 x 30	100		SD 25598
Ultra Flat S	K8221	1200 x 700 x 30	100		SD 23395
Ultra Flat S	K8227	1200 x 800 x 30	100		SD 23396
Ultra Flat S	K8230	1200 x 900 x 30	100		SD 23397
Ultra Flat S	K8232	1200 x 1000 x 30	100		SD 23398
Ultra Flat S	K8234	1400 x 700 x 30	100		SD 23399
Ultra Flat S	K8237	1400 x 800 x 30	100		SD 25585
Ultra Flat S	K8256	1400 x 900 x 30	100		SD 25586
Ultra Flat S	K8276	1600 x 800 x30	100		SD 25587
Ultra Flat S	K8277	1600 x 900 x 30	100		SD 25588
Ultra Flat S	K8319	1600 x 1000 x 30	100		SD 25589
Ultra Flat S	K8281	1700 x 700 x 30	100		SD 25590
Ultra Flat S	K8284	1700 x 800 x 30	100		SD 25591
Ultra Flat S	K8284	1700 x 900 x 30	100		SD 25592
Ultra Flat S	K8304	1800 x 800 x 30	100		SD 25593
Ultra Flat S	K8306	1800 x 900 x 30	100		SD 25594
Ultra Flat S	K8320	1800 x 1000 x 30	100		SD 25595
Ultra Flat S	K8327	2000 x 1000 x 30	100		SD 25596

Kaldewei – bathtub supports

All dimensions in mm

Model	Manufacturer no.	Bathtub dimensions	Support height	Type	Article number
Asymmetric Duo	740	1700 x 800	570	XL	SW 11220
Asymmetric Duo	742	1800 x 900	570	XL	SW 11221
Asymmetric Duo	744	1900 x 1000	570	XL	SW 11222
Bassino	144	2000 x 1000	470	XL	SW 11130
Cayono	747	1500 x 700	555	SuPERIO UNO	SW 10032
Cayono	747	1500 x 700	555	EUROYAL	06015
Cayono	748	1600 x 700	555	SuPERIO UNO	SW 10012
Cayono	748	1600 x 700	555	EUROYAL	06014
Cayono	749	1700 x 700	555	SuPERIO UNO	SW 10008
Cayono	749	1700 x 700	555	EUROYAL	06013
Cayono	750	1700 x 750	555	Standard with 2 straight sides	SW 10001
Cayono	750	1700 x 750	555	SuPERIO UNO	SW 10003
Cayono	750	1700 x 750	555	EUROYAL	06011
Cayono	751	1800 x 800	570	Standard with 2 straight sides	SW 10014
Cayono Duo	724	1700 x 750	555	XL	SW 11240
Cayono Duo	725	1800 x 800	570	XL	SW 11241
Centro Duo	132	1700 x 750	600	XL	SW 11145
Centro Duo	133	1800 x 800	600	XL	SW 11136
Centro Duo 1 (with 1 curve on left)	136	1800 x 800	600	XL	SW 13697
Centro Duo 1 (with 1 curve on right)	137	1800 x 800	600	XL	SW 13698
Centro Duo 1 (with 1 curve on left)	129	1700 x 750	600	XL	SW 11142
Centro Duo 1 (with 1 curve on right)	130	1700 x 750	600	XL	SW 11141
Centro Duo 2 (with 2 curves)	131	1700 x 750	600	XL	SW 11140
Centro Duo 2 (with 2 curves)	135	1800 x 800	600	XL	SW 13699
Centro Duo (oval)	128	1800 x 800	600	XL	SW 11137
Centro Duo (oval)	127	1700 x 750	600	XL	SW 11139
Centre Duo 6 (hexagonal)	134	2000 x 750	600	XL	SW 11135
Classic Duo	103	1600 x 700	570	XL	SW 11134
Classic Duo	105	1700 x 700	570	XL	SW 11143
Classic Duo	107	1700 x 750	570	XL	SW 11146
Classic Duo	109	1800 x 750	570	XL	SW 11147
Classic Duo	110	1800 x 800	570	XL	SW 11144
Classic Duo	114	1900 x 900	570	XL	SW 11210
Classic Duo oval	112	1600 x 700	570		SW 11208
Classic Duo oval	116	1700 x 700	570		SW 11225
Classic Duo oval	113	1700 x 750	570		SW 11209
Classic Duo oval	111	1800 x 800	570		SW 11200
Classic Duo oval	115	1800 x 800	570		SW 11219
Cono Duo	732	1700 x 750	570	XL	SW 11133
Cono Duo	733	1800 x 800	570	XL	SW 11138
Cono Duo	734	1900 x 900	570	XL	SW 11131
Cono Duo	735	2000 x 1000	570	XL	SW 11132
Dyna Set / Dyna Set Star	624/625	1500 x 750	570	XL	SW 10189
Dyna Set / Dyna Set Star	626/627	1600 x 700	570	XL	SW 11159
Dyna Set / Dyna Set Star	620/621	1700 x 750	570	XL	SW 10182
Dyna Set / Dyna Set Star	622/623	1800 x 800	570	Standard with 2 straight sides	SW 10014

Kaldewei – bathtub supports

All dimensions in mm

Model	Manufacturer no.	Bathtub dimensions	Support height	Type	Article number
Ellipso Duo	230	1900 x 1000	570	XL	SW 11203
Ellipso Duo Oval	232	1900 x 1000	570		SW 11204
Incava	172	1700 x 750	570	XL	SW 11237
Incava	174	1800 x 800	570	XL	SW 11238
Incava	176	1900 x 900	570	XL	SW 11239
Mega Duo	180	1800 x 900	570	XL	SW 11161
Mega Duo Oval	184	1800 x 900	570	XL	SW 14599
Mega Duo 6	182	2140 x 900	570	XL	SW 11162
Mini / Mini Star 832 (left)	832/833	1570 x 750	570	XL	SW 11158
Mini / Mini Star 830 (right)	830/831	1570 x 750	570	XL	SW 11157
Mini / Mini Star 836 (left)	836/837	1570 x 700	570	XL	SW 11165
Mini / Mini Star 834 (right)	834/835	1570 x 700	570	XL	SW 11164
Novola / Star (hole on right)	252/253	1700 x 750	570	XL	SW 13672
Novola / Star overflow opposite	252/253-2300	1700 x 750	570	XL	SW 83201
Novola Duo / Star	256/257	1800 x 800	570	XL	SW 13674
Novola Duo / Star overflow opposite	256/257-2300	1800 x 800	570	XL	SW 83202
Novola Duo 6 / Star (hole on right)	254/255	2100 x 800	570	XL	SW 13677
Novola Duo 6 / Star Overflow opposite	254/255-2300	2100 x 800	570	XL	SW 83203
Plazza Duo (left-hand version)	192	1800 x 1200	570		SW 11202
Plazza Duo (right-hand version)	190	1800 x 1200	570		SW 11201
Punta Duo 3 corner bathtub support	910	1400 x 1400	570	flush/curved	SW 11163
Punta Duo 3 corner bathtub support with shelf, pentagonal	910		570	Shelf 80 mm	SW 11163A
PURO/PURO STAR (drain FE)	683/685	1600 x 700	555	XL	SW 11211
PURO/PURO STAR with side overflow on right and left	684-2300/686	1600 x 700	555	XL	SW 11214
PURO/PURO STAR (drain FE)	687/689	1700 x 700	555	XL	SW 11212
PURO/PURO STAR with side overflow on right and left	688-2300/690	1700 x 700	555	XL	SW 11215
PURO/PURO STAR (drain FE)	652/654	1700 x 750	555	XL	SW 10181
PURO/PURO STAR with side overflow on right and left	656-2300/658	1700 x 750	555	XL	SW 11207
PURO/PURO STAR (drain FE)	691/693	1700 x 800	570	XL	SW 11213
PURO/PURO STAR with side overflow on right and left	692-2300/694	1700 x 800	570	XL	SW 11216
PURO/PURO STAR (drain FE)	653/655	1800 x 800	570	XL	SW 11205
PURO/PURO STAR with side overflow on right and left	657-2300/659	1800 x 800	570	XL	SW 11206
PURO/PURO STAR (drain FE)	696/698	1900 x 900	570	XL	SW 11224
PURO/PURO STAR with side overflow on right and left	697-2300/699	1900 x 900	570	XL	SW 11223
PURO Duo 663	663	1700 x 750	570	XL	SW 11233
PURO Duo 664	664	1800 x 800	570	XL	SW 11226
PURO Duo 665	665	1900 x 900	570	XL	SW 11232
PURO SET WIDE left/right	667/668	1700 x 750	555	XL	SW 11242
Rondo / Rondo Star	700/701	1700 x 750	570	XL	SW 10180
Rondo / Rondo Star Overflow opposite	700/701-2300	1700 x 750	570	XL	SW 83210
Rondo / Rondo Star	710/711	1800 x 800	570	XL	SW 10184
Rondo / Rondo Star Overflow opposite	710/711-2300	1800 x 800	570	XL	SW 83211
Rondo 6 / Rondo 6 Star	706/707	1970 x 750	570	XL	SW 10175

All dimensions in mm

Model	Manufacturer no.	Bathtub dimensions	Support height	Type	Article number
Rondo 6 / Rondo 6 Star Overflow opposite	706/707-2300	1970 x 750	570	XL	SW 83212
Rondo 6 / Rondo 6 Star	716/717	2060 x 800	570	XL	SW 10174
Rondo 6 / Rondo 6 Star Overflow opposite	716/717-2300	2060 x 800	570	XL	SW 83213
Saniform Medium / Star	245/246	1700 x 700	505	Standard	SW 11160
Saniform Medium / Star	245/246	1700 x 700	505	XL	SW 11149
Saniform / Star V1 head end on right	362-1/332	1600 x 700	555	Standard	SW 10115
Saniform / Star V2 head end on left	362-1/332	1600 x 700	555	Standard	SW 10120
Saniform / Star V3 foot end on left	362-1/332	1600 x 700	555	Standard	SW 10125
Saniform / Star V4 foot end on right	362-1/332	1600 x 700	555	Standard	SW 10130
Saniform / Star V1 + 3 HE on right/FE on left	362-1/332	1600 x 700	555	SuPERIO UNO*1	SW 11180
Saniform / Star V2 + 4 HE on left/FE on right	362-1/332	1600 x 700	555	SuPERIO UNO*1	SW 11182
Saniform / Star V1 + 3 HE on right/FE on left	362-1/332	1600 x 700	555	SuPERIO UNO*2	SW 11184
Saniform / Star V2 + 4 HE on left/FE on right	362-1/332	1600 x 700	555	SuPERIO UNO*2	SW 11186
Saniform Plus / Star	360-1/330	1400 x 700	555	Standard	SW 10025
Saniform Plus / Star	360-1/330	1400 x 700	555	SuPERIO UNO	SW 10031
Saniform Plus / Star	360-1/330	1400 x 700	555	EUROYAL	06016
Saniform Plus / Star	366/344	1400 x 750	600	XL	SW 11179
Saniform Plus / Star	361-1/331	1500 x 700	555	Standard	SW 10020
Saniform Plus / Star	361-1/331	1500 x 700	555	SuPERIO UNO	SW 10032
Saniform Plus / Star	361-1/331	1500 x 700	555	EUROYAL	06015
Saniform Plus / Star	362-1/332	1600 x 700	555	Standard	SW 10015
Saniform Plus / Star	362-1/332	1600 x 700	555	SuPERIO UNO	SW 10012
Saniform Plus / Star	362-1/332	1600 x 700	555	EUROYAL	06014
Saniform Plus / Star	372-1/333	1600 x 750	555	Standard	SW 10010
Saniform Plus / Star	372-1/333	1600 x 750	555	SuPERIO UNO	SW 10011
Saniform Plus / Star	372-1/333	1600 x 750	555	EUROYAL	06012
Saniform Plus / Star	367/345	1600 x 750	600	XL	SW 11181
Saniform Plus / Star	363-1/335	1700 x 700	555	Standard	SW 10005
Saniform Plus / Star	363-1/335	1700 x 700	555	SuPERIO UNO	SW 10008
Saniform Plus / Star	363-1/335	1700 x 700	555	EUROYAL	06013
Saniform Plus / Star	371-1/334	1700 x 730	555	XL	SW 11148
Saniform Plus / Star	373-1/336	1700 x 750	555	Standard	SW 10000
Saniform Plus / Star	373-1/336	1700 x 750	555	Standard with 2 straight sides	SW 10001
Saniform Plus / Star	373-1/336	1700 x 750	555	SuPERIO UNO	SW 10003
Saniform Plus / Star	373-1/336	1700 x 750	555	EUROYAL	06011
Saniform Plus / Star	374/338	1750 x 750	555	Standard	SW 10179
Saniform Plus / Star	374/338	1750 x 750	555	XL	SW 11199
Saniform Plus / Star	375-1/337	1800 x 800	570	Standard with 2 straight sides	SW 10014
Sanilux / Star	342/343	1700 x 750	555	Standard	SW 11174
Sanilux / Star	342/343	1700 x 750	555	XL	SW 14600
Silenio	674	1700 x 750	555	XL	SW 11234
Silenio	676	1800 x 800	570	XL	SW 11235
Silenio	678	1900 x 900	570	XL	SW 11236
Studio / Star (left-hand version)	828L/829	1700 x 900	570	XL	SW 11197
Studio / Star (right-hand version)	826R/827	1700 x 900	570	XL	SW 11196
Twin Pool (hexagonal)	660	1700 x 1000	590	XL	SW 10171

*1 corner section at straight front side
*2 corner sections at angled front side

Kaldewei – bathtub supports

All dimensions in mm

Model	Manufacturer no.	Bathtub dimensions	Support height	Type	Article number
Twin Pool (hexagonal) Overflow opposite	660-2300	1700 x 1000	590	XL	SW 83216
Vaio / Vaio Star	960/961	1700 x 800	570	XL	SW 11190
Vaio / Vaio Star Overflow opposite	960/961-2300	1700 x 800	570	XL	SW 83217
Vaio 6 / Vaio 6 Star	958/959	1900 x 900	570	XL	SW 14596
Vaio 6 / Vaio 6 Star Overflow opposite	958/959-2300	1900 x 900	570	XL	SW 83218
Vaio Duo	950	1800 x 800	570	XL	SW 11191
Vaio Duo Oval	951	1800 x 800	570	XL	SW 11192
Vaio Duo 3 corner bathtub support	962	1400 x 1400	570	flush/curved	SW 14597
Vaio Duo 3 corner bathtub support with shelf, pentagonal	962	1400 x 1400	570	Shelf 80 mm	SW 14597A
Vaio Duo 6	952	2100 x 800	570	XL	SW 11194
Vaio Duo 8	953	1800 x 800	570	XL	SW 11193
Vaio Set / Vaio Set Star (overflow on right)	956/957	1600 x 700	570	XL	SW 14598
Vaio Set / Vaio Set Star Overflow opposite	956/957-2300	1600 x 700	570	XL	SW 83219
Vaio Set / Vaio Set Star	944/945	1700 x 700	570	XL	SW 11217
Vaio Set / Vaio Set Star Overflow opposite	944/945-2300	1700 x 700	570	XL	SW 83220
Vaio Set / Vaio Set Star	946/947	1800 x 800	570	XL	SW 11218
Vaio Set / Vaio Set Star Overflow opposite	946/947-2300	1800 x 800	570	XL	SW 83221
Vaio Set / Vaio Set Star	954/955	1700 x 750	570	XL	SW 11189
Vaio Set / Vaio Set Star Overflow opposite	954/955-2300	1700 x 750	570	XL	SW 83222

Kaldewei – shower tray supports

All dimensions in mm

Model	Manufacturer no.	Bathtub dimensions	Support height	Type	Article number
Arrondo	870	900 x 900 x 25	130		SD 21896
Arrondo	871	900 x 900 x 65	164		SD 21897
Arrondo	872	1000 x 1000 x 25	130		SD 21894
Arrondo	873	1000 x 1000 x 65	164		SD 21893
Cayonoplan	2278	700 x 1700 x 18	130		SD 21616
Cayonoplan	2255	750 x 1000 x 18	130		SD 21632
Cayonoplan	2259	750 x 1100 x 18	130		SD 21628
Cayonoplan	2261	750 x 1200 x 18	130		SD 21627
Cayonoplan	2270	750 x 1500 x 18	130		SD 21617
Cayonoplan	2275	750 x 1600 x 18	130		SD 21618
Cayonoplan	2279	750 x 1700 x 18	130		SD 21619
Cayonoplan	2251	800 x 800 x 18	130		SD 21633
Cayonoplan	2256	800 x 1000 x 18	130		SD 21631
Cayonoplan	2262	800 x 1200 x 18	130		SD 21626
Cayonoplan	2266	800 x 1400 x 18	130		SD 21620
Cayonoplan	2271	800 x 1500 x 18	130		SD 21621
Cayonoplan	2276	800 x 1600 x 18	130		SD 21622
Cayonoplan	2254	900 x 900 x 18	130		SD 21634
Cayonoplan	2257	900 x 1000 x 18	130		SD 21630
Cayonoplan	2263	900 x 1200 x 18	130		SD 21623
Cayonoplan	2267	900 x 1400 x18	130		SD 21624
Cayonoplan	2272	900 x 1500 x 18	130		SD 21625
Cayonoplan	2258	1000 x 1000 x 18	130		SD 21629
Cayonoplan**	2255	750 x 1000 x 18	116		SD 21632 SF
Cayonoplan**	2259	750 x 1100 x 18	116		SD 21628 SF
Cayonoplan**	2261	750 x 1200 x 18	116		SD 21627 SF
Cayonoplan**	2251	800 x 800 x 18	116		SD 21633 SF
Cayonoplan**	2256	800 x 1000 x 18	116		SD 21630 SF
Cayonoplan**	2262	800 x 1200 x 18	116		SD 21626 SF
Cayonoplan**	2254	900 x 900 x 18	116		SD 21634 SF
Cayonoplan**	2257	900 x 1000 x 18	116		SD 21630 SF
Cayonoplan**	2263	900 x 1200 x 18	116		SD 21623 SF
Cayonoplan**	2258	1000 x 1000 x 18	116		SD 21629 SF
Cornezza (5-eckig)	670	900 x 900 x 25	130		SD 21040
Cornezza (5-eckig)	671	900 x 900 x 65	170		SD 21899
Cornezza (5-eckig)	672	1000 x 1000 x 25	130		SD 21041
Cornezza (5-eckig)	673	1000 x 1000 x 65	170		SD 21898
Duschplan	547	700 x 900 x 65	170		SD 21854
Duschplan	415	700 x 1200 x 65	170		SD 21821
Duschplan	554	750 x 800 x 65	170		SD 21871
Duschplan	543	750 x 900 x 65	170		SD 21013
Duschplan	416	750 x 1000 x 65	170		SD 21824
Duschplan	417	750 x 1200 x 65	170		SD 21820
Duschplan	542	800 x 800 x 65	170		SD 21012
Duschplan	544	800 x 900 x 65	170		SD 21025
Duschplan	546	800 x 1000 x 65	170		SD 21027
Duschplan	555	800 x 1200 x 65	170		SD 21865
Duschplan	545	900 x 900 x 65	170		SD 21026
Duschplan	418	900 x 1000 x 65	170		SD 21823
Duschplan	419	900 x 1100 x 65	170		SD 21822
Duschplan	420	900 x 1200 x 65	170		SD 21845

Kaldewei – shower tray supports

All dimensions in mm

Model	Manufacturer no.	Bathtub dimensions	Support height	Type	Article number
Duschplan	392	1000 x 1000 x 65	170		SD 21028
Duschplan	421	1000 x 1200 x 65	170		SD 21819
Duschplan	422	1200 x 1200 x 65	170		SD 21818
Duschplan XXL	423	700 x 1400 x 65	170		SD 24000
Duschplan XXL	424	700 x 1700 x 65	170		SD 24004
Duschplan XXL	425	750 x 1400 x 65	170		SD 24001
Duschplan XXL	426	750 x 1700 x 65	170		SD 24005
Duschplan XXL	427	1000 x 1400 x 65	170		SD 24002
Fontana (quadrant)	594	800 x 800 x 25	130		SD 24006
Fontana (quadrant)	583-1	800 x 800 x 65	170		SD 21855
Fontana (quadrant)	564	900 x 900 x 25	130		SD 21869
Fontana (quadrant)	586-1	900 x 900 x 65	170		SD 21856
Sanidusch	540	700 x 750 x 140	305		SD 21019
Sanidusch	541	700 x 850 x 140	305		SD 21021
Sanidusch	539	700 x 900 x 140	305		SD 21852
Sanidusch	548	750 x 800 x 140	305		SD 20005
Sanidusch	549	750 x 900 x 140	305		SD 20015
Sanidusch	395	800 x 800 x 140	305		SD 20000
Sanidusch	551	800 x 900 x 140	305		SD 21022
Sanidusch	396	900 x 900 x 140	305		SD 20010
Sanidusch	550	1000 x 800 x 140	305		SD 21023
Sanidusch	397	1000 x 1000 x 140	305		SD 21024
Sanidusch	552	1200 x 800 x 140	305		SD 21861
Sanidusch	558	750 x 800 x 250	435		SD 20025
Sanidusch	559	750 x 900 x 250	435		SD 20035
Sanidusch	495	800 x 800 x 250	435		SD 20020
Sanidusch	496	900 x 900 x 250	435		SD 20030
Scona	940	700 x 900 x 23	140		SD 24074
Scona	965	700 x 1200 x 23	140		SD 24080
Scona	974	700 x 1400 x 23	140		SD 24029
Scona	978	700 x 1500 x 23	140		SD 24083
Scona	985	700 x 1600 x 23	140		SD 24088
Scona	991	700 x 1700 x 23	140		SD 24093
Scona	908	750 x 800 x 23	140		SD 24073
Scona	912	750 x 900 x 23	140		SD 24017
Scona	942	750 x 1000 x 23	140		SD 24076
Scona	966	750 x 1200 x 23	140		SD 24081
Scona	975	750 x 1400 x 23	140		SD 24070
Scona	979	750 x 1500 x 23	140		SD 24084
Scona	986	750 x 1600 x 23	140		SD 24089
Scona	993	750 x 1700 x 23	140		SD 24094
Scona	911	800 x 800 x 23	140		SD 24016
Scona	941	800 x 900 x 23	140		SD 24075
Scona	914	800 x 1000 x 23	140		SD 24019
Scona	943	800 x 1100 x 23	140		SD 24077
Scona	917	800 x 1200 x 23	140		SD 24022
Scona	969	800 x 1300 x 23	140		SD 24026
Scona	976	800 x 1400 x 23	140		SD 24071
Scona	982	800 x 1500 x 23	140		SD 24085
Scona	987	800 x 1600 x 23	140		SD 24090
Scona	996	800 x 1800 x 23	140		SD 24097

Kaldewei – shower tray supports

All dimensions in mm

Model	Manufacturer no.	Bathtub dimensions	Support height	Type	Article number
Scona	913	900 x 900 x 23	140		SD 24018
Scona	915	900 x 1000 x 23	140		SD 24020
Scona	963	900 x 1100 x 23	140		SD 24078
Scona	918	900 x 1200 x 23	140		SD 24023
Scona	970	900 x 1300 x 23	140		SD 24027
Scona	919	900 x 1400 x 23	140		SD 24024
Scona	983	900 x 1500 x 23	140		SD 24086
Scona	988	900 x 1600 x 23	140		SD 24091
Scona	994	900 x 1700 x 23	140		SD 24095
Scona	997	900 x 1800 x 23	140		SD 24098
Scona	916	1000 x 1000 x 23	140		SD 24021
Scona	964	1000 x 1100 x23	140		SD 24079
Scona	967	1000 x 1200 x 23	140		SD 24082
Scona	972	1000 x 1300 x 23	140		SD 24028
Scona	977	1000 x 1400 x 23	140		SD 24072
Scona	984	1000 x 1500 x 23	140		SD 24087
Scona	989	1000 x 1600 x 23	140		SD 24092
Scona	995	1000 x 1700 x 23	140		SD 24096
Scona	998	1000 x 1800 x 23	140		SD 24099
Scona	968	1200 x 1200 x 23	140		SD 24025
Superplan **	400	700 x 900 x 25	116		SD 21839 SF
Superplan **	401	700 x 1200 x 25	116		SD 21835 SF
Superplan **	385	750 x 800 x 25	116		SD 21872 SF
Superplan **	387	750 x 900 x 25	116		SD 21873 SF
Superplan/Superplan Plus **	402/476	750 x 1000 x 25	116		SD 21838 SF
Superplan **	403	750 x 1200 x 25	116		SD 21834 SF
Superplan **	386	800 x 800 x 25	116		SD 21874 SF
Superplan **	388	800 x 900 x 25	116		SD 21867 SF
Superplan **	389	800 x 1200 x 25	116		SD 21866 SF
Superplan/Superplan Plus **	390/475	900 x 900 x 25	116		SD 21010 SF
Superplan/Superplan Plus **	404/478	900 x 1000 x25	116		SD 21837 SF
Superplan/Superplan Plus **	405/480	900 x 1100 x 25	116		SD 21836 SF
Superplan **	406	900 x 1200 x 25	116		SD 21833 SF
Superplan/Superplan Plus **	398/477	1000 x 800 x25	116		SD 21863 SF
Superplan/Superplan Plus **	391/479	1000 x 1000 x 25	116		SD 21017 SF
Superplan **	407	1000 x 1200 x 25	116		SD 21849 SF
Superplan **	399	1200 x 1200 x25	116		SD 21864 SF
Superplan	400	700 x 900 x 25	130		SD 21839
Superplan	401	700 x 1200 x 25	130		SD 21835
Superplan	385	750 x 800 x 25	130		SD 21872
Superplan	387	750 x 900 x 25	130		SD 21873
Superplan/Superplan Plus	402/476	750 x 1000 x 25	130		SD 21838
Superplan	403	750 x 1200 x 25	130		SD 21834
Superplan	386	800 x 800 x 25	130		SD 21874
Superplan	388	800 x 900 x 25	130		SD 21867
Superplan/Superplan Plus	398/477	800 x 1000 x 25	130		SD 21863
Superplan	389	800 x 1200 x 25	130		SD 21866
Superplan/Superplan Plus	390/475	900 x 900 x 25	130		SD 21010
Superplan/Superplan Plus	404/478	900 x 1000 x 25	130		SD 21837
Superplan/Superplan Plus	405/480	900 x 1100 x 25	130		SD 21836
Superplan	406	900 x 1200 x 25	130		SD 21833

** for floor drains with a height of up to 80 mm e.g. Viega Tempoplex

Kaldewei – shower tray supports

All dimensions in mm

Model	Manufacturer no.	Bathtub dimensions	Support height	Type	Article number
Superplan/Superplan Plus	391/479	1000 x 1000 x 25	130		SD 21017
Superplan	407	1000 x 1200 x 25	130		SD 21849
Superplan	399	1200 x 1200 x 25	130		SD 21864
Superplan XXL	438	1300 x 900 x 25	170		SD 21052
Superplan XXL	408	1400 x 700 x 39	170		SD 21830
Superplan XXL	410	1400 x 750 x 40	170		SD 21829
Superplan XXL	446	1400 x 800 x 39	170		SD 21815
Superplan XXL	429	1400 x 900 x 43	170		SD 21831
Superplan XXL	412	1400 x 1000 x 43	170		SD 21828
Superplan XXL	433	1500 x 700 x 39	170		SD 21047
Superplan XXL	435	1500 x 750 x 40	170		SD 21049
Superplan XXL	447	1500 x 800 x 40	170		SD 21816
Superplan XXL	439	1500 x 900 x 43	170		SD 21053
Superplan XXL	442	1500 x 1000 x 43	170		SD 21056
Superplan XXL	431	1600 x 700 x 39	170		SD 21048
Superplan XXL	436	1600 x 750 x 40	170		SD 21050
Superplan XXL	448	1600 x 800 x 40	170		SD 21817
Superplan XXL	440	1600 x 900 x 43	170		SD 21054
Superplan XXL	443	1600 x 1000 x 43	170		SD 21057
Superplan XXL	409	1700 x 700 x 47	170		SD 21826
Superplan XXL	411	1700 x 750 x 47	170		SD 21825
Superplan XXL	430	1700 x 900 x 51	170		SD 21832
Superplan XXL	444	1700 x 1000 x 51	170		SD 21058
Superplan XXL	437	1800 x 800 x 47	170		SD 21051
Superplan XXL	441	1800 x 900 x 51	170		SD 21055
Superplan XXL	445	1800 x 1000 x 51	170		SD 21059
Zirkon	502	750 x 900 x 35	140		SD 21043
Zirkon	600	800 x 800 x 35	140		SD 21886
Zirkon	601	800 x 900 x 35	140		SD 21889
Zirkon	602	800 x 1000 x 35	140		SD 21888
Zirkon	501	900 x 750 x 35	140		SD 21042
Zirkon	603	900 x 800 x 35	140		SD 21885
Zirkon	604	900 x 900 x 35	140		SD 21843
Zirkon	605	1000 x 800 x 35	140		SD 21887
Zirkon	606	1000 x 1000 x 35	140		SD 21890
Zirkon	511	800 x 800 x 65	170		SD 20098
Zirkon	513	900 x 900 x 65	175		SD 20099
Zirkon	510	1000 x 1000 x 65	170		SD 21848
Xetis	885	900 x 900			
Xetis	886	1000 x 1000			
Xetis	887	1200 x 800			
Xetis	888	1200 x 900			
Xetis	889	1200 x 1000			
Xetis	890	1200 x 1200			
Xetis	891	1400 x 800			
Xetis	892	1400 x 900			
Xetis	893	1400 x 1000			
Xetis	894	1700 x 900			
Xetis	895	1700 x 1000			
Xetis	896	1800 x 900			
Xetis	897	1800 x 1000			

Shower base supports
and system solutions
refer to Page 126 to Page 129

Keramag – bathtub supports

All dimensions in mm

Model	Manufacturer no.	Bathtub dimensions	Support height	Type	Article number
Acanto	554.006.01.1	1700 x 750	570	XL	SW 10398
Acanto Duo	554.007.01.1	1800 x 800	570	XL	SW 10397
Acanto Duo	554.008.01.1	1900 x 900	570	XL	SW 10396
B75/Comfort Plus	600870	1700 x 750	570	XL	SW 10386
B75/Comfort Plus	600880	1800 x 800	570	XL	SW 10387
B75/Comfort Plus	600890	1900 x 900	570	XL	SW 10388
B100/Comfort Plus Family right	600970	1700 x 750	570	XL	SW 10389
B100/Comfort Plus Family left	600975	1700 x 750	570	XL	SW 10390
B55/Supero	600760	1600 x 750	555	XL	SW 10391
B55/Supero	600770	1700 x 750	555	XL	SW 10392
B55/Supero	600780	1800 x 800	580	XL	SW 10393
B55/Supero	600790	1900 x 900	580	XL	SW 10394
B55/Supero	600740	1400 x 1400	580		SW 10395
iCon central drain bathtub	650475	1700 x 750	600	XL	SW 10381
iCon central drain bathtub	650470	1700 x 750	600	XL	SW 10382
iCon	650480	1800 x 800	600	XL	SW 10383
iCon (oval)	650400	1800 x 850	600	XL	SW 10385
iCon central drain bathtub	650490	1900 x 900	600	XL	SW 10384
myDay	650570	1700 x 750	600	XL	SW 10368
myDay	650580	1800 x 800	600	XL	SW 10369
Preciosa (II)	600380/600385	1800 x 900	600	XL	SW 13048
Preciosa (II)	600390/600395	1900 x 900	570	XL	SW 13049
Renova No. 1	657360	1600 x 800	570	XL	SW 13037
Renova No. 1	657370	1700 x 750	570	XL	SW 13038
Renova No. 1	657380	1800 x 800	570	XL	SW 13039
Renova No. 1	657390	1900 x 800	570	XL	SW 13040
Renova No. 1 corner bathtub support (left-hand version)	657340	1500 x 1000	570	flush/curved	SW 13041
Renova No. 1 corner bathtub support (left-hand version) with shelf, pentagonal	657340		570	shelf approx. 80 mm	SW 13041A
Renova No. 1 corner bathtub support (right-hand version)	657350	1500 x 1000	570	flush/curved	SW 13042
Renova No. 1 corner bathtub support (right-hand version) with shelf, pentagonal	657350		570	shelf approx. 80 mm	SW 13042A
Renova No. 1 corner bathtub support	657300	1350 x 1350	570	flush/curved	SW 13043
Renova No. 1 corner bathtub support with shelf, pentagonal	657300		570	shelf approx. 80 mm	SW 13043A
Renova No. 1 Comprimo (left-hand version)	657261	1600 x 750	570	XL	SW 11057
Renova No. 1 Comprimo (right-hand version)	657260	1600 x 750	570	XL	SW 11056
Xeno²	600270	1700 x 750	600	XL	SW 13071
Xeno²	600280	1800 x 800	600	XL	SW 13072
Xeno²	600290	1900 x 900	600	XL	SW 13073

Keramag – shower tray supports

All dimensions in mm

Model	Manufacturer no.	Bathtub dimensions	Support height	Type	Article number
iCon	662480	800 x 800 x 50	170		SD 20233
iCon	662490	900 x 900 x 50	170		SD 20234
iCon	662410	1000 x 800 x 50	170		SD 20236
iCon	662400	1000 x 1000 x 50	170		SD 20235
iCon	662420	1200 x 900 x 50	170		SD 20237
iCon (quadrant)	662440	900 x 900 x 50	164		SD 20238
iCon (quadrant)	662450	1000 x 1000 x 50	164		SD 20239
Preciosa	652495	900 x 800 x 35	140		SD 20209
Preciosa	652490	900 x 900 x 35	140		SD 20214
Preciosa	652410	1000 x 800 x 35	140		SD 20210
Preciosa	652405	1000 x 900 x 35	140		SD 20211
Preciosa	652400	1000 x 1000 x 35	140		SD 20215
Preciosa	652420	1200 x 900 x 35	140		SD 20212
Preciosa	652440	1400 x 900 x 35	140		SD 20213
Preciosa (quadrant)	652455	900 x 900 x 35	140		SD 20216
Preciosa (quadrant)	652450	1000 x 1000 x 35	164		SD 20217
Preciosa (pentagonal)	652465	900 x 900 x 35	140		SD 20218
Preciosa (pentagonal)	652460	1000 x 1000 x 35	164		SD 20219
Renova No. 1	652280	800 x 800 x 60	170		SD 20185
Renova No. 1	652250	900 x 750 x 60	170		SD 20186
Renova No. 1	652290	900 x 900 x 60	170		SD 20187
Renova No. 1 (quadrant – R 550)	652200	800 x 800 x 60	164		SD 20188
Renova No. 1 (quadrant – R 550)	652210	900 x 900 x 60	164		SD 20189
Renova No. 1 (pentagonal)	652220	900 x 900 x 60	164		SD 20190
Keramag squat WC, 2-part		600x430x480/120			HWCKG01

Additional notes

Koralle – bathtub supports

All dimensions in mm

Model	Manufacturer no.	Bathtub dimensions	Support height	Type	Article number
Clarissa Plus	K6924	1700 x 750	600	XL	SW 10329
Clarissa Plus 180	K6693	1800 x 800	600	XL	SW 13434
Clarissa Plus 180 (oval)	K6198	1800 x 850	600		SW 13448
Clarissa Plus 190	K6197	1900 x 900	600	XL	SW 13445
Facette (front overflow)	K6220	1700 x 750	600	XL	SW 13442
Facette (rear overflow)	K62205	1700 x 750	600	XL	SW 10333
Facette (front overflow)	K6221	1800 x 800	600	XL	SW 13443
Facette (rear overflow)	K62215	1800 x 800	600	XL	SW 10334
Facette (front overflow)	K6222	1900 x 900	600	XL	SW 13444
Facette (rear overflow)	K62225	1900 x 900	600	XL	SW 10336
Facette (hexagonal) 205 L (front overflow)	K6196	2020 x 800	570	XL	SW 13402
Facette (hexagonal) 205 L (rear overflow)	K61965	2020 x 800	570	XL	SW 10338
Facette (hexagonal) 205 R (front overflow)	K6190	2020 x 800	570	XL	SW 13401
Facette (hexagonal) 205 R (rear overflow)	K61905	2020 x 800	570	XL	SW 10337
Progress 180 oval (front overflow)	K6695	1800 x 850	570	XL	SW 13437
Progress 180 oval (rear overflow)	K66955	1800 x 850	570	XL	SW 10347
Progress 190 oval (front overflow)	K6193	1900 x 900	570	XL	SW 13408
Progress 190 oval (rear overflow)	K61935	1900 x 900	570	XL	SW 10349
Terra	K6224	1800 x 900	600	XL	SW 13446
Terra	K62080	1900 x 900	570	XL	SW 13409
T200	K6959	1600 x 700	600	XL	SW 10250
T200	K6960	1700 x 750	600	XL	SW 10251
T200 (central drain)	K6961	1700 x 750	600	XL	SW 10252
T200 (space-saving bathtub) left	K69895	1700 x 750	570		SW 10269
T200 (space-saving bathtub) right	K69897	1700 x 750	570		SW 10270
T200	K6962	1800 x 800	600	XL	SW 10253
T200 (oval)	K6964	1800 x 850	600		SW 10255
T200 (space-saving bathtub) left	K69899	1800 x 800	570		SW 10271
T200 (space-saving bathtub) right	K69901	1800 x 800	570		SW 10272
T200	K6963	1900 x 900	600	XL	SW 10254
T200 (hexagonal)	K6965	1950 x 800	600		SW 10256
T200 corner bathtub support	K6967	1450 x 1450	600	flush/curved	SW 10257
T200 corner bathtub support with shelf, pentagonal	K6967			Shelf 80 mm	SW 10257A
T200 Seg. round corner bathtub support	K6929	1450 x 1450	570	flush/curved	SW 10268
T200 corner bathtub support with shelf, pentagonal	K6929			Shelf 80 mm	SW 10268A
T300		1700 x 750		XL	SW 10273
T300		1800 x 800		XL	SW 10274
T300		1900 x 900		XL	SW 10275
T500 (front overflow)	K60030	1700 x 700	600	XL	SW 10258
T500 (rear overflow)	K60035	1700 x 700	600	XL	SW 10259
T500 (front overflow)	K60040	1800 x 800	600	XL	SW 10260
T500 (rear overflow)	K60045	1800 x 800	600	XL	SW 10261
T500 (front overflow)	K60050	1900 x 900	600	XL	SW 10262
T500 (rear overflow)	K60055	1900 x 900	600	XL	SW 10263
T500 (oval) (front overflow)	K60060	1800 x 850	600	XL	SW 10264
T500 (oval) (rear overflow)	K60065	1800 x 850	600	XL	SW 10265
T500 (hexagonal) (front overflow)	K60070	2000 x 850	600	XL	SW 10266
T500 (hexagonal) (rear overflow)	K60075	2000 x 850	600	XL	SW 10267

Koralle – shower tray supports

All dimensions in mm

Model	Manufacturer no.	Bathtub dimensions	Support height	Type	Article number
Clarissa Plus	K6861	800 x 800 x 50	170		SD 23515
Clarissa Plus	K6931	900 x 750 x 40	170		SD 23519
Clarissa Plus	K6862	900 x 900 x 50	170		SD 23514
Clarissa Plus	K6932	1000 x 1000 x 40	170		SD 23520
Clarissa Plus	K6863	1200 x 800 x 50	170		SD 23513
Clarissa Plus	K69847	1200 x 900 x 50	170		SD 23557
Clarissa Plus	K69848	1400 x 900 x 40	140		SD 23558
Clarissa Plus	K6933	1600 x 900 x 40	170		SD 23521
Clarissa Plus (quadrant)	K6937	750 x 900 x 40	170		SD 23525
Clarissa Plus (quadrant)	K6934	800 x 800 x 40	170		SD 23522
Clarissa Plus (quadrant)	K6936	900 x 750 x 40	170		SD 23524
Clarissa Plus (quadrant)	K6942	900 x 900 x 40	164		SD 23548
Clarissa Plus (quadrant)	K6935	1000 x 1000 x 40	164		SD 23523
Clarissa Plus (pentagonal)	K6938	900 x 900 x 40	170		SD 23526
Clarissa Plus (pentagonal)	K6940	1000 x 1000 x 40	170		SD 23527
myDay	K60238	800 x 800 x 45	170		SD 23551
myDay	K60239	900 x 900 x 45	170		SD 23552
myDay (quadrant)	K60240	900 x 900 x 45	170		SD 23553
myDay	K60241	1000 x 800 x 45	170		SD 23554
myDay	K60242	1200 x 800 x 45	170		SD 23555
myDay	K60243	1200 x 900 x 45	170		SD 23556
Terra 90/80	K6125	900 x 800 x 35	140		SD 23500
Terra 90/90	K6126	900 x 900 x 35	140		SD 23501
Terra 100/80	K6860	1000 x 800 x 35	140		SD 23511
Terra 100/90	K6857	1000 x 900 x 35	140		SD 21749
Terra 100/100	K6859	1000 x 1000 x 35	140		SD 23517
Terra 120/80	K6984	1200 x 800 x 35	140		SD 23549
Terra 120/90	K6858	1200 x 900 x 35	140		SD 21725
Terra 140/90	K6920	1400 x 900 x 35	140		SD 23518
Terra 160/70		1600 x 700 x 35	140		SD 23550
Terra (quadrant) 90/4	K6127	900 x 900 x 35	140		SD 23502
Terra (pentagonal) 90/5	K6128	900 x 900 x 35	140		SD 23504
Terra (pentagonal) 100/5	K6130	1000 x 1000 x 35	164		SD 23505
T200 80/80	K60080	800 x 800 x 60	170		SD 23529
T200 (quadrant)	K60084	800 x 800 x 60	164		SD 23532
T200 90/75	K60081	900 x 750 x 60	170		SD 23530
T200 90/90	K60082	900 x 900 x 60	170		SD 23531
T200 (quadrant)	K60086	900 x 900 x 60	164		SD 23533
T200 (pentagonal)	K60089	900 x 900 x 60	164		SD 23535
T200	K60083	1000 x 1000 x 60	170		SD 23528
T200 (quadrant)	K60088	1000 x 1000 x 60	164		SD 23534
T200 (pentagonal)	K60090	1000 x 1000 x 60	164		SD 23536
T700	69849	800 x 800 x 15	140		SD 25500
T700	69850	900 x 700 x 15	140		SD 25501
T700	69851	900 x 750 x 20	140		SD 25502
T700	69852	900 x 800 x 20	140		SD 25503
T700	69853	900 x 900 x 20	140		SD 25504
T700	69854	1000 x 800 x 20	140		SD 25505
T700	69855	1000 x 900 x 20	140		SD 25506

Koralle – shower tray supports

All dimensions in mm

Model	Manufacturer no.	Bathtub dimensions	Support height	Type	Article number
T700	69856	1000 x 1000 x 25	140		SD 25507
T700	69857	1100 x 800 x 20	140		SD 25508
T700	69858	1100 x 900 x 20	140		SD 25509
T700	69859	1100 x 1000 x 25	140		SD 25510
T700	69860	1200 x 800 x 20	140		SD 25511
T700	69861	1200 x 900 x 20	140		SD 25512
T700	69862	1200 x 1000 x 25	140		SD 25513
T700	69863	1200 x 1200 x 30	140		SD 25514
T700	69864	1300 x 800 x 20	140		SD 25515
T700	69865	1300 x 900 x 20	140		SD 25516
T700	69866	1300 x 1000 x 20	140		SD 25517
T700	69867	1400 x 800 x 20	140		SD 25518
T700	69868	1400 x 900 x 20	140		SD 25519
T700	69869	1400 x 1000 x 20	140		SD 25520
T700	69870	1500 x 900 x 25	140		SD 25521
T700	69871	1600 x 800 x 25	140		SD 25522
T700	69872	1600 x 900 x 25	140		SD 25523
T700	69873	1600 x 1000 x 25	140		SD 25524
T700	69874	1700 x 750 x 25	140		SD 25525
T700	69875	1800 x 800 x 25	140		SD 25526
T700	69876	1800 x 900 x 25	140		SD 25527
T700	69877	1800 x 1000 x 30	140		SD 25528
T700	69878	1900 x 900 x 30	140		SD 25529
T700 (quadrant)	69879	900 x 900 x 15	140		SD 25530
T700 (quadrant)	69880	1000 x 1000 x 15	140		SD 25531

Additional notes

Laufen – bathtub supports

All dimensions in mm

Model	Manufacturer no.	Bathtub dimensions	Support height	Type	Article number
Moderna Plus	2.2514.0	1600 x 700	555	SuPERIO UNO	SW 10012
Moderna Plus	2.2514.0	1600 x 700	555	Standard	SW 10015
Moderna Plus	2.2512.0	1700 x 700	555	Standard	SW 10005
Moderna Plus	2.2512.0	1700 x 700	555	SuPERIO UNO	SW 10008
Moderna Plus/Pro	2.2507.0/2.2695.0	1700 x 750	570		SW 80432
Moderna Plus/Pro	2.2506.0/2.2795.0	1800 x 800	570		SW 80433
Palladium	2.2511.0/2	1700 x 750	555	Standard	SW 10000
Palladium	2.2511.0/2	1700 x 750	555	Standard with 2 straight sides	SW 10001
Palladium	2.2511.0/2	1700 x 750	555	Euroyal	6011
Palladium	2.2510.0	1800 x 800	570	XL	SW 80413
Thallium	2.2509.0	1800 x 800	570		SW 80429

Laufen – shower tray supports

All dimensions in mm

Model	Manufacturer no.	Bathtub dimensions	Support height	Type	Article number
Thallium oval	2.2508.0	1800 x 800	570		SW 80430
Platina	2.1500.1	800 x 800 x 25	140		SD 90319
Platina	2.1500.3	750 x 900 x 25	140		SD 90321
Platina	2.1500.2	900 x 900 x 25	140		SD 90320
Platina	2.1500.4	1000 x 1000 x 25	140		SD 90323
Platina	2.1500.5	1200 x 800 x 25	140		SD 90324
Platina	2.1500.6	1400 x 800 x 25	140		SD 90325
Platina (quadrant)	2.1500.8	900 x 900 x 25	140		SD 90329
Platina (quadrant)	2.1500.9	1000 x 1000 x 25	140		SD 90328
Platina	2.1501.1	800 x 800 x 65	170		SD 90315
Platina	2.1501.3	900 x 750 x 65	170		SD 90317
Platina	2.1501.2	900 x 900 x 65	170		SD 90316
Platina	2.1501.4	1000 x 1000 x 65	170		SD 90322
Platina	2.1501.5	1200 x 800 x 65	170		SD 90326
Platina	2.1501.6	1400 x 800 x 65	170		SD 90327
Platina (quadrant)	2.1501.8	900 x 900 x 65	170		SD 90331
Platina (quadrant)	2.1501.9	1000 x 1000 x 65	170		SD 90330
Platina	2.1502.1	800 x 800 x 150	305		SD 20000
Platina	2.1502.2	900 x 900 x 150	305		SD 20010

Polypex – bathtub supports

All dimensions in mm

Model	Manufacturer no.	Bathtub dimensions	Support height	Type	Article number
BAHAMAS 1800 (oval)	143	1800 x 800	570		SW 85300
BAHAMAS 1900 (oval)	159	1900 x 850	570		SW 85301
BEACH 1600 left	206	1600 x 1000	570		SW 85302
BEACH 1600 right	205	1600 x 1000	570		SW 85303
BEACH 1800 left	204	1800 x 1110	570		SW 85304
BEACH 1800 right	203	1800 x 1110	570		SW 85305
BOA 1800	180	1800 x 850	570		SW 85367
CAMA 1800 left	192	1800 x 900	570		SW 85369
CAMA 1800 right	191	1800 x 900	570		SW 85370
CAMA 1900 left	194	1900 x 900	570		SW 85371
CAMA 1900 right	193	1900 x 900	570		SW 85372
CAMA 2000 left	196	2000 x 900	570		SW 85373
CAMA 2000 right	195	2000 x 900	570		SW 85374
EASY 1400 corner bathtub support without corner	202	1400 x 1400	570	flush/curved	SW 85308
EASY 1400 corner bathtub support without corner with shelf, pentagonal	202	1400 x 1400	570	shelf approx. 80 mm	SW 85308A
EGO left-hand	248	1600 x 1000/600	570		SW 85358
EGO right-hand	247	1600 x 1000/600	570		SW 85359
EGO left-hand	238	1800 x 1150/700	570		SW 85349
EGO right-hand	237	1800 x 1150/700	570		SW 85350
ER-SIE-ES	110	1700 x 750	570	XL	SW 85309
FAMILY corner bathtub support without corner	207	1400 x 1400	570	flush/curved	SW 85310
FAMILY corner bathtub support with shelf, pentagonal	207	1400 x 1400	570	shelf approx. 80 mm	SW 85310A
GALA left-hand	163	1700 x 900/650	570		SW 85362
GALA right-hand	162	1700 x 900/650	570		SW 85363
GRANDE 1700		1700 x 800	570		SW 85366
GRANDE 1800	164	1800 x 800	570	XL	SW 85364
HAPPY 1600	108	1600 x 750	570	XL	SW 85312
HAPPY 1700	109	1700 x 750	570	XL	SW 85313
HAPPY 1800	148	1800 x 800	570	XL	SW 85314
HAPPY 1900	149	1900 x 900	580	XL	SW 85315
K 1100	101	1100 x 650	570	XL	SW 85316
K 1200	102	1200 x 700	570	XL	SW 85317
K 1300	103	1300 x 700	570	XL	SW 85318
K 1400	104	1400 x 700	570	XL	SW 85319
K 1500	105	1500 x 700	570	XL	SW 85320
K 1600	106	1600 x 700	570	XL	SW 85321
K 1700	107	1700 x 700	570	XL	SW 85322
KRETA NOVA corner bathtub support without corner	231	1400 x 1400	570	flush/curved	SW 85323
KRETA NOVA corner bathtub support without corner - with shelf, pentagonal	231	1400 x 1400	570	shelf approx. 80 mm	SW 85323A
LOTUS	240	2000 x 950	570		SW 85324
LUNA (left-hand version)	236	1600 x 1300	570		SW 85325
LUNA (right-hand version)	235	1600 x 1300	570		SW 85326
MALIBU (left-hand version)	142	1700 x 800	570	XL	SW 85327
MALIBU (right-hand version)	141	1700 x 800	570	XL	SW 85328
OBJEKT 1700	144	1700 x 750	570	XL	SW 85333
OBJEKT 1800	145	1800 x 800	570	XL	SW 85334
PLUS left-hand	137	1700 x 750/400	570		SW 85352

Polypex – bathtub supports

All dimensions in mm

Model	Manufacturer no.	Bathtub dimensions	Support height	Type	Article number
PLUS right-hand	136	1700 x 750/400	570		SW 85353
QUATTRO Soft 1800 (octagonal)	139	1800 x 800	570		SW 85339
SIENA 1700	157	1700 x 750			SW 85375
SIENA 1800	146	1800 x 800	570	XL	SW 85342
SIENA 1900	147	1900 x 850	570		SW 85354
VELDEN	111	1700 x 750	570	XL	SW 85345
VENEDIG	115	1800 x 800	570	XL	SW 85346
AVELLINO (hexagonal)	357	1000 x 1000 x 80	220		SD 94303
EGO 100 left	347	1000 x 900 x 40	170		SD 94357
EGO 100 right	346	1000 x 900 x 40	170		SD 94358
EGO 125 left	329	1250 x 1000 x 40	170		SD 94348

Polypex – shower tray supports

All dimensions in mm

Model	Manufacturer no.	Bathtub dimensions	Support height	Type	Article number
EGO 125 right	328	1250 x 1000 x 40	170		SD 94349
E 80	303	800 x 800 x 140	305		SD 94307
F 80	375	800 x 800 x 60	170		SD 94313
F 90/75	373	900 x 750 x 60	170		SD 94315
F 90/80	374	900 x 800 x 60	170		SD 94316
F 90	376	900 x 900 x 60	170		SD 94314
F 100	372	1000 x 1000 x 60	170		SD 94350
F 100/80	377	1000 x 800 x 60	170		SD 94317
F 100/90	378	1000 x 900 x 60	170		SD 94318
F 120/90	379	1200 x 900 x 60	170		SD 94319
LAGUNE 80 (quadrant)	380	800 x 800 x 60	170		SD 94323
LAGUNE (quadrant) left	382	900 x 800 x 60	170		SD 94325
LAGUNE (quadrant) right	381	900 x 800 x 60	170		SD 94326
LAGUNE 90 (quadrant)	383	900 x 900 x 60	222		SD 94324
LAGUNE (quadrant) left	386	1000 x 900 x 60	170		SD 94301
LAGUNE (quadrant) right	385	1000 x 900 x 60	170		SD 94300
LAGUNE 100 (quadrant)	384	1000 x 1000 x 60	164		SD 94327
MILANo (pentagonal)	356	1000 x 1000 x 80	220		SD 94330
NAPOLI (pentagonal)	355	900 x 900 x 80	220		SD 94331
PLANO (NEW)	460	800 x 800 x 20	140		SD 94363
PLANO	474	900 x 800 x 20	140		SD 94359
PLANO	492	900 x 900 x 20	140		SD 94342
PLANO	494	1000 x 700 x 20	140		SD 94339
PLANO	475	1000 x 800 x 20	140		SD 94360
PLANO	476	1000 x 900 x 20	140		SD 94361
PLANO	493	1000 x 1000 x 20	140		SD 94338
PLANO	478	1100 x 900 x 20	140		SD 94364
PLANO	495	1200 x 800 x 20	140		SD 94341

Polypex – shower tray supports

All dimensions in mm

Model	Manufacturer no.	Bathtub dimensions	Support height	Type	Article number
PLANO	499	1200x 900 x 20	140		SD 94365
PLANO	496	1200 x 1000 x 20	140		SD 94340
PLANO	497	1300 x 900 x 20	140		SD 94352
PLANO	498	1300 x 1000 x 20	140		SD 94353
PLANO	477	1400 x 900 x 20	140		SD 94362
PLANO	479	1500 x 900 x 20	140		SD 94366
PLANO S	461	800 x 1600 x 30	170		SD 94372
PLANO S	462	800 x 1700 x 30	170		SD 94373
PLANO S	465	900 x 1200 x 30	170		SD 94367
PLANO S	464	900 x 1300 x 30	170		SD 94370
PLANO S	467	900 x 1400 x 30	170		SD 94368
PLANO S	463	900 x 1500 x 30	170		SD 94371
PLANO S	468	1000 x 1200 x 30	170		SD 94369
PLANO S	469	1000 x 1500 x 30	170		SD 94376
RONAO 90 (quadrant)	487	900 x 900 x 20	140		SD 94354
RONAO 100 (quadrant)	488	1000 x 1000 x 20	140		SD 94355
RONDO left-hand	486	1000 x 800 x 20	140		SD 94374
RONDO right-hand	485	1000 x 800 x 20	140		SD 94375

Additional notes

Ravak – bathtub supports

All dimensions in mm

Model	Bathtub dimensions	Support height	Type	Article number
Avocado (left-hand version)	1500 x 700	600		SW 84409
Avocado (right-hand version)	1500 x 700	600		SW 84410
Avocado (left-hand version)	1600 x 700	600		SW 84425
Avocado (right-hand version)	1600 x 700	600		SW 84426
Campanula	1700 x 750	570	XL	SW 84405
Campanula	1800 x 800	570	XL	SW 84406
Evolution (oval)	1800 x 1020/870	570		SW 84416
Fresia	1700 x 800	570	XL	SW 84407
Gentiana corner bathtub support	1400 x 1400	570	flush/curved	SW 84413
Gentiana corner bathtub support with shelf, pentagonal			shelf approx. 80 mm	SW 84413A
Gentiana corner bathtub support	1500 x 1500	570	flush/curved	SW 84424
Gentiana corner bathtub support with shelf, pentagonal			shelf approx. 80 mm	SW 84424A
Lilia	1200 x 700	570	XL	SW 84402
Love Story (left-hand version)	1850 x 1350	600		SW 84408
Love Story (right-hand version)	1850 x 1350	600		SW 84427
Love Story II (left-hand version)	1900 x 1350	600		SW 84433
Love Story II (right-hand version)	1900 x 1350	600		SW 84434
Magnolia	1700 x 750	600		SW 84414
Magnolia	1800 x 750	600		SW 84415
Praktik (left-hand version)	1850 x 900	570		SW 84423
Praktik (right-hand version)	1850 x 900	570		SW 84428
Rosa (left-hand version)	1400 x 1050	570		SW 84430
Rosa (right-hand version)	1400 x 1050	570		SW 84429
Rosa (left-hand version)	1500 x 1050	570		SW 84400
Rosa (right-hand version)	1500 x 1050	570		SW 84401
Rosa II (left-hand version)	1050 x 1600	580		SW 84419
Rosa II (right-hand version)	1050 x 1600	580		SW 84420
Rosa II (left-hand version)	1050 x 1700	580		SW 84421
Rosa II (right-hand version)	1050 x 1700	580		SW 84422
Sonata	1700 x 750	600	XL	SW 84411
Sonata	1800 x 800	600	XL	SW 84412
Vanda	1500 x 700	570	XL	SW 84403
Vanda	1600 x 700	570	XL	SW 84404

RIHO – bathtub supports

All dimensions in mm

Model	Manufacturer no.	Bathtub dimensions	Support height	Type	Article number
Atlanta corner bathtub support	BB70	1400 x 1400	600	XL	SW 14378
Atlanta corner bathtub support with shelf, pentagonal	BB70			shelf approx. 80 mm	SW 14378A
Austin corner bathtub support	BA11	1450 x 1450	600	flush/curved	SW 14449
Austin corner bathtub support with shelf, pentagonal	BA11			shelf approx. 80 mm	SW 14449A
Calgary	BA14	1900 x 900	570	XL	SW 14338
Carolina	BA53	1700 x 800	620	XL	SW 14382
Carolina	BA54	1800 x 800	640	XL	SW 14350
Carolina	BA55	1900 x 800	640	XL	SW 14351
Castello	BB77	1800 x 1200	630	XL	SW 14337
Columbia	BA05	1400 x 700	600	XL	SW 14385
Columbia	BA02	1500 x 750	600	XL	SW 14340
Columbia	BA01	1600 x 750	600	XL	SW 14440
Columbia	BA04	1750 x 800	600	XL	SW 14437
Delta (left-hand version)	BB81	1500 x 800	600		SW 14346
Delta (right-hand version)	BB80	1500 x 800	600		SW 14345
Delta (left-hand version)	BB83	1600 x 800	600		SW 14348
Delta (right-hand version)	BB82	1600 x 800	600		SW 14347
Dola	BB30	1600 x 700	555	XL	SW 14329
Dola (left-hand version)	BB34	1600 x 700	570		SW 14327
Dola (right-hand version)	BB33	1600 x 700	570		SW 14328
Dola	BB31	1700 x 750	555	Standard with 2 straight sides	SW 14330
Dola	BB31	1700 x 750	555	SuPERIO UNO	SW 14362
Dola	BB32	1800 x 800	570	XL	SW 14331
Doppio (left-hand version)	BA91	1800 x 1300	620		SW 14386
Doppio (right-hand version)	BA90	1800 x 1300	620		SW 14387
Dorado (with left curve)	BA81	1700 x 750/900	570		SW 14446
Dorado (with right curve)	BA80	1700 x 750/900	570		SW 14444
Future	BC28	1700 x 750	600	XL	SW 14405
Future	BC31	1800 x 800	600	XL	SW 14406
Geta (left-hand version)	BA87	1600 x 900	620		SW 14394
Geta (right-hand version)	BA86	1600 x 900	620		SW 14395
Geta (left-hand version)	BA89	1700 x 900	620		SW 14397
Geta (right-hand version)	BA88	1700 x 900	620		SW 14398
Kansas (hexagonal)	BA97	1900 x 900	610		SW 14334
Lima	BB40	1500 x 700	570	XL	SW 14390
Lima	BB42	1600 x 700	570	XL	SW 14391
Lima	BB44	1700 x 750	570	XL	SW 14393
Lima	BB46	1800 x 800	610	XL	SW 14448
Lima	BB48	1900 x 900	610	XL	SW 14396
Lima	BB49	2000 x 900	610	XL	SW 14354
Linares left and right	BT41/BT40	1500 x 700	570	XL	SW 14367
Linares left and right	BT42/BT43	1600 x 700	570	XL	SW 14368
Linares left and right	BT44/BT45	1700 x 750	570	XL	SW 14369
Linares left and right	BT46/BT47	1800 x 800	610	XL	SW 14370
Linares	BT48	1900 x 900	610	XL	SW 14371
Linares	BT49	2000 x 900	610	XL	SW 14372
Lugano (oval)	BA78	1900 x 900	600		SW 14392

RIHO – bathtub supports

All dimensions in mm

Model	Manufacturer no.	Bathtub dimensions	Support height	Type	Article number
Lugo	BT01	1700 x 750	580	XL	SW 14373
Lugo	BT02	1800 x 800	590	XL	SW 14374
Lugo	BT03	1800 x 900	590	XL	SW 14375
Lugo	BT04	1900 x 800	590	XL	SW 14376
Lugo	BT05	1900 x 900	590	XL	SW 14377
Lugo	BT06	2000 x 900	590	XL	SW 14898
Lusso	BA18	1700 x 750	570	XL	SW 14384
Lusso	BA98	1800 x 800	600	XL	SW 14364
Lusso	BA99	1900 x 900	600	XL	SW 14365
Lusso	BA77	1800 x 900	570	XL	SW 14445
Lusso	BA59	1900 x 800	600	XL	SW 14355
Lusso	BA60	2000 x 900	600	XL	SW 14356
Lusso Plus	BA12	1700 x 800	600	XL	SW 14333
Lyra (left-hand version)	BA66	1400 x 900	580		SW 14380
Lyra (right-hand version)	BA65	1400 x 900	580		SW 14379
Lyra (left-hand version)	BA68	1530 x 1000	570	XL	SW 14410
Lyra (right-hand version)	BA67	1530 x 1000	570	XL	SW 14409
Miami	BB58	1500 x 700	570	XL	SW 14357
Miami	BB60	1600 x 700	570	XL	SW 14366
Miami	BB62	1700 x 700	570	XL	SW 14358
Miami	BB64	1800 x 800	570	XL	SW 14332
Modena	BA79	1800 x 800	620	XL	SW 14383
Modena	BA94	1900 x 900	620		SW 14341
Neo corner bathtub support	BC34	1400 x 1400	580	flush/curved	SW 14414
Neo corner bathtub support with shelf, pentagonal	BC34			shelf approx. 80 mm	SW 14414A
Neo corner bathtub support	BC35	1500 x 1500	600	flush/curved	SW 14381
Neo corner bathtub support with shelf, pentagonal	BC35			shelf approx. 80 mm	SW 14381A
Nora (left-hand version)	BA75	1600 x 1000	620		SW 14388
Nora (right-hand version)	BA74	1600 x 1000	620		SW 14389
Orion	BC01	1700 x 700	570	XL	SW 14417
Savona	BB79	1900 x1300	600		SW 14899
Seth (oval)	BB22	1800 x 860	610	XL	SW 14426
Sobek	BB28	1800 x 1150	570	XL	SW 14427
Still	BR02	1700 x 750	610	XL	SW 16300
Still	BR01	1800 x 800	610	XL	SW 16301
Supreme	BA55	1800 x 800	570	XL	SW 14359
Supreme		1900 x 900		XL	SW 14360
Taurus	BC07	1700 x 800	570	XL	SW 14428
Venus		1800 x 800	570		SW 14432
Virgo	BZ07	1700 x 750	570	XL	SW 14435
Winnipeg corner bathtub support	BA48	1450 x 1450	570	flush/curved	SW 14436
Winnipeg corner bathtub support with shelf, pentagonal	BA48			shelf approx. 80 mm	SW 14436A
Yukon (left-hand version)	BA35	1600 x 900	615	XL	SW 14442
Yukon (right-hand version)	BA34	1600 x 900	615	XL	SW 14441

RIHO – shower tray supports

All dimensions in mm

Model	Manufacturer no.	Bathtub dimensions	Support height	Type	Article number
Elm 213 (pentagonal)	DA23	900 x 900 x 75	170		SD 23279
Elm 215 (pentagonal)	DA26	1000 x 1000 x 75	170		SD 23277
Sion 500	DE56	800 x 800 x 45	140		SD 23289
Sion 505	DE58	900 x 900 x 45	140		SD 23290
Sion 506	DE60	1000 x 900 x 45	140		SD 23291
Sion 507	DE62	1200 x 900 x 45	140		SD 23292
Sion 508	DE64	1400 x 900 x 45	140		SD 23293
Sion 509	DE66	1600 x 900 x 45	140		SD 23294
Sion 520	DE68	1000 x 1000 x 45	140		SD 23295
Sion 501	DE70	900 x 800 x 45	140		SD 23296
Sion 502	DE72	1000 x 800 x 45	140		SD 23297
Sion 503	DE74	1200 x 800 x 45	140		SD 23298
Sion 515 (quadrant)	DE88	900 x 900 x 45	140		SD 23299
Sion 516 (quadrant)	DE92	1000 x 1000 x 45	140		SD 23300
Zürich 276	DA84	1800 x 900 x 40	170		SD 23288

Additional notes

Roca – bathtub supports

All dimensions in mm

Model	Manufacturer no.	Bathtub dimensions	Support height	Type	Article number
Body Plus	7237965210	1700 x 750	555	Standard	SW 10000
Body Plus	7237965210	1700 x 750	555	Standard with 2 straight sides	SW 10001
Body Plus	7237965210	1700 x 750	555	SuPERIO UNO	SW 10003
Body Plus	7237965210	1700 x 750	555	EUROYAL	06011
Contesa	7212107001	1000 x 700	570	XL	SW 13315
Contesa	7212106001	1200 x 700	570	XL	SW 13316
Contesa	7236165210	1400 x 700	570	XL	SW 13307
Contesa	7236065210	1500 x 700	555	Standard	SW 11085
Contesa	7235965210	1600 x 700	555	Standard	SW 10015
Contesa	7235865210	1700 x 700	555	Standard	SW 11087
Contesa	7235865210	1700 x 700	555	SuPERIO UNO	SW 10008
Contesa	7236165210	1400 x 700	555	Standard	SW 10025
Contesa	7236165210	1400 x 700	555	SuPERIO UNO	SW 10031
Contesa	7236065210	1500 x 700	555	Standard	SW 10020
Contesa	7236065210	1500 x 700	555	SuPERIO UNO	SW 10032
Contesa Plus	7237365210	1600 x 700	555	Standard	SW 10015
Contesa Plus	7237365210	1600 x 700	555	SuPERIO UNO	SW 10012
Contesa Plus	7237365210	1600 x 700	555	EUROYAL	06014
Contesa Plus	7237765210	1700 x 700	555	Standard	SW 10005
Contesa Plus	7237765210	1700 x 700	555	SuPERIO UNO	SW 10008
Contesa Plus	7237765210	1700 x 700	555	EUROYAL	06013
Duo Plus	7221660000	1800 x 800	570	XL	SW 11084
Hall	7248162000	1700 x 750	570	XL	SW 13336
Hall	7248163000	1800 x 800	570	XL	SW 13337

Roca – shower tray supports

All dimensions in mm

Model	Manufacturer no.	Bathtub dimensions	Support height	Type	Article number
Hall	7276078000	900 x 900 x 30	150		SD 21134
Hall	7276077000	1000 x 1000 x 30	150		SD 21135
Hall	7276076000	1200 x 800 x 30	150		SD 21136
Hall	7276075000	1400 x 800 x 30	150		SD 21137

Teuco – bathtub supports

All dimensions in mm

Model	Manufacturer no.	Bathtub dimensions	Support height	Type	Article number
Wilmotte	560	1600 x 700	570	XL	SW 16073
Wilmotte	561	1700 x 700	570	XL	SW 16071
Wilmotte	562	1700 x 750	570	XL	SW 16072
Wilmotte	563	1800 x 800	570	XL	SW 16070
Wilmotte	564	1900 x 900	610	XL	SW 16074

Teuco – shower tray supports

All dimensions in mm

Model	Manufacturer no.	Bathtub dimensions	Support height	Type	Article number
Wilmotte	NT51	800 x 800 x 40	130		SD 24200
Wilmotte	NT53	900 x 900 x 40	130		SD 24201
Wilmotte	NT52	900 x 700 x 40	130		SD 24202
Wilmotte	NT60	1000 x 700 x 40	130		SD 24203
Wilmotte	NT55	1000 x 800 x 40	130		SD 24204
Wilmotte	NT61	1200 x 700 x 40	130		SD 24205
Wilmotte	NT56	1200 x 800 x 40	130		SD 24206
Wilmotte	NT64	1200 x 900 x 40	130		SD 24207
Wilmotte	NT62	1400 x 700 x 40	130		SD 24208
Wilmotte	NT57	1400 x 800 x 40	130		SD 24209
Wilmotte	NT65	1400 x 900 x 40	130		SD 24210
Wilmotte	NT63	1600 x 700 x 40	130		SD 24211
Wilmotte	NT58	1600 x 800 x 40	130		SD 24212
Wilmotte	NT66	1600 x 900 x 40	130		SD 24213

Villeroy & Boch – bathtub supports

All dimensions in mm

Model	Manufacturer no.	Bathtub dimensions	Support height	Type	Article number
Avento Duo	BA167AVN2V	1600 x 700	570		SW 16043
Avento Duo	BA177AVN2V	1700 x 700	570		SW 16044
Avento Duo	BA170AVN2V	1700 x 750	570		SW 16045
Avento Duo	BA180AVN2V	1800 x 800	570		SW 16046
Cetus (rectangular)	BQ170CEU2V	1700 x 750	600	XL	SW 14753
Cetus (rectangular)	BQ180CEU2V	1800 x 800	600	XL	SW 14751
Cetus oval (only with 80 mm shelf on all sides)	BQ175CEU7	1750 x 750	600	XL	SW 12164
Cetus oval (only with 80 mm shelf on all sides)	BQ190CEU7	1900 x 800	570	XL	SW 12168
Cetus (hexagonal)	BQ210CEU6	2100 x 1000	600	XL	SW 13709
Colorado	BA200COL2V	2000 x 1200	630	XL	SW 13723
La Belle	BQ180LAB2V	1800 x 800	620		SW 14145
Legato Duo	BA177LEG2V	1700 x 700	570		SW 16047
Legato Duo	BA170LEG2V	1700 x 750	570		SW 16048
Legato Duo	BA180LEG2V	1800 x 800	570		SW 16049
Legato Duo	BA190LEG2V	1900 x 900	570		SW 16050
Libra	BQ167LIB2V	1600 x 700	570	XL	SW 14752
Libra	BQ170LIB2V	1700 x 750	555	XL	SW 12154
Libra	BQ180LIB2V	1800 x 800	600	XL	SW 12177
Loop & Friends Solo	BA167LFO2V	1600 x 700	570	XL	SW 16016
Loop & Friends Solo	BA177LFO2V	1700 x 700	570	XL	SW 16017
Loop & Friends Solo	BA170LFO2V	1700 x 750	570	XL	SW 16018
Loop & Friends Duo	BA180LFO2V	1800 x 800	570	XL	SW 16019
Loop & Friends Duo	BA199LFO2V	1900 x 900	570	XL	SW 16020
Loop & Friends Duo (oval)	BA180LFO7V	1800 x 800	570		SW 16031
Loop & Friends Duo (hexagonal)	BA199LFO6V	1900 x 900	570		SW 16032
Loop & Friends Duo (hexagonal)	BA205LFO6V	2050 x 900	570		SW 16033
Loop & Friends left	BA175LFO9LIV	1750 x 1350	570		SW 16035
Loop & Friends right	BA175LFO9REV	1750 x 1350	570		SW 16034
Loop & Friends Duo corner bathtub support	BA140LFO3V	1400 x 1400	570		SW 16036
Loop & Friends Duo corner bathtub support with shelf, pentagonal	BA140LFO3V	1400 x 1400	570		SW 16036A
Loop & Friends Solo	BA167LFS2V	1600 x 700	570	XL	SW 16021
Loop & Friends Solo	BA177LFS2V	1700 x 700	570	XL	SW 16037
Loop & Friends Duo	BA170LFS2V	1700 x 750	570	XL	SW 16022
Loop & Friends Duo	BA180LFS2V	1800 x 800	570	XL	SW 16030
Loop & Friends Duo	BA199LFS2V	1900 x 900	570	XL	SW 16023
Loop & Friends Duo (oval)	BA180LFS7V	1800 x 800	570		SW 16026
Loop & Friends Duo (hexagonal)	BA199LFS6V	1900 x 900	570		SW 16027
Loop & Friends Duo (hexagonal)	BA205LFS6V	2050 x 900	570		SW 16028
Loop & Friends left	BA175LFS9LIV	1750 x 1350	570		SW 16025
Loop & Friends right	BA175LFS9REV	1750 x 1350	570		SW 16024
Loop & Friends Duo corner bathtub support	BA140LFS3V	1400 x 1400	570		SW 16029
Loop & Friends Duo corner bathtub support with shelf, pentagonal	BA140LFS3V		570		SW 16029A
My Art Duo	BQ180MYA2V	1800 x 800	630	XL	SW 14146
My Art Solo	BQ170MYA2V	1700 x 750	630	XL	SW 13749
Nexus (oval)	BQ180NEU7V	1771 x 771	600	XL	SW 13726

Villeroy & Boch – bathtub supports

All dimensions in mm

Model	Manufacturer no.	Bathtub dimensions	Support height	Type	Article number
Oberon	BQ160OBE2V	1600 x 750	570	XL	SW 13714
Oberon	BQ177OBE2V	1700 x 700	570	XL	SW 12152
Oberon	BQ170OBE2V	1700 x 750	570	XL	SW 12159
Oberon	BQ180OBE2V	1800 x 800	600	XL	SW 12179
Oberon	BQ199OBE2V	1900 x 900	600	XL	SW 13748
Omnia Architectura	BA147ARA2V	1400 x 700	600	XL	SW 14772
Omnia Architectura	BA157ARA2V	1500 x 700	600	XL	SW 14773
Omnia Architectura	BA167ARA2V	1600 x 700	600	XL	SW 14774
Omnia Architectura	BA177ARA2V	1700 x 700	600	XL	SW 14775
Omnia Architectura	BA170ARA2V	1700 x 750	600	XL	SW 14776
Omnia Architectura	BA178ARA2V	1700 x 800	600	XL	SW 14766
Omnia Architectura	BA180ARA2V	1800 x 800	620	XL	SW 14767
Omnia Architectura	BA199ARA2V	1900 x 900	620	XL	SW 14777
O.novo Solo	BA160CAS2V	1600 x 700	610	XL	SW 14715
O.novo Solo	BA177CAS2V	1700 x 700	610	XL	SW 14716
O.novo Solo	BA170CAS2V	1700 x 750	610	XL	SW 14717
O.novo Duo	BA180CAS2V	1800 x 800	630	XL	SW 14718
O.novo Duo	BA190CAS2V	1900 x 900	630	XL	SW 14719
Pavia (only with overhang)	BQ160PAV2V	1600 x 700	570	XL	SW 14779
Pavia (only with overhang)	BQ170PAV2V	1700 x 750	570	XL	SW 13716
Pavia	BQ180PAV2V	1800 x 800	570	XL	SW 13720
Squaro corner bathtub support	BQ145SQR3V	1450 x 1450	630	flush/curved	SW 14787
Squaro corner bathtub support with shelf, pentagonal	BQ145SQR3V	1450 x 1450	630	shelf approx. 80 mm	SW 14787A
Squaro Edge 12	BQ160SQE2DV	1600 x 750	590	XL	SW 85126
Squaro Edge 12	BQ170SQE2DV	1700 x 750	590	XL	SW 85127
Squaro Edge 12	BQ180SQE2DV	1800 x 800	590	XL	SW 85128
Squaro Edge 12	BQ190SQE2DV	1900 x 900	590	XL	SW 85129
Subway	BA167SUB2V	1600 x 700	570	XL	SW 14793
Subway	BA170SUB2V	1700 x 750	570	XL	SW 14754
Subway (left-hand version)	BA178SUB3LIV	1700 x 800	570	XL	SW 14789
Subway (right-hand version)	BA178SUB3REV	1700 x 800	570	XL	SW 14790
Subway	BA180SUB2V	1800 x 800	620	XL	SW 14755
Subway (oval)	BA180SUB7V	1800 x 800	630	XL	SW 14791
Subway	BA199SUB2V	1900 x 900	620	XL	SW 14760
Subway (hexagonal)	BA190SUB6V	1900 x 800	580	XL	SW 14792
Subway (oval)	BA199SUB7V	1900 x 900	630	XL	SW 14796
Subway corner bathtub support	BA130SUB3V	1300 x 1300	570	flush/curved	SW 14794
Subway corner bathtub support with shelf, pentagonal	BA130SUB3V	1300 x 1300	570	shelf approx. 80 mm	SW 14794A
Subway corner bathtub support without corner	BA140SUB9	1400 x 1400	610	flush/curved	SW 14799
Subway corner bathtub support without corner, with shelf, pentagonal	BA140SUB9	1400 x 1400	610	shelf approx. 80 mm	SW 14799A
Subway corner bathtub support	BA150SUB3V	1500 x 1500	630	flush/curved	SW 14786
Subway corner bathtub support with shelf, pentagonal	BA150SUB3V	1500 x 1500	630	shelf approx. 80 mm	SW 14786A
Targa	BA167FRA2V	1600 x 700	570	XL	SW 16039
Targa	BA177FRA2V	1700 x 700	570	XL	SW 16040
Targa	BA170FRA2V	1700 x 750	570	XL	SW 16041
Targa	BA180FRA2V	1800 x 800	570	XL	SW 16042

Villeroy & Boch – shower tray supports

All dimensions in mm

Model	Manufacturer no.	Bathtub dimensions	Support height	Type	Article number
Architectura MetalRim	DA8080ARA115V/ DA8080ARA148V	800 x 800 x 15/48	140		SD 26000
Architectura MetalRim	DA9090ARA115V/ DA9090ARA148V	900 x 900 x 15/48	140		SD 26001
Architectura MetalRim	DA9070ARA215V/ DA9070ARA248V	900 x 700 x 15/48	140		SD 26002
Architectura MetalRim	DA9075ARA215V/ DA9075ARA248V	900 x 750 x 15/48	140		SD 26003
Architectura MetalRim	DA9080ARA215V/ DA9080ARA248V	900 x 800 x 15/48	140		SD 26004
Architectura MetalRim	DA1070ARA215V/ DA1070ARA248V	1000 x 700 x 15/48	140		SD 26005
Architectura MetalRim	DA1075ARA215V/ DA1075ARA248V	1000 x 750 x 15/48	140		SD 26006
Architectura MetalRim	DA1080ARA215V/ DA1080ARA248V	1000 x 800 x 15/48	140		SD 26007
Architectura MetalRim	DA1090ARA215V/ DA1090ARA248V	1000 x 900 x 15/48	140		SD 26008
Architectura MetalRim	DA1010ARA115V/ DA1010ARA248V	1000 x 1000 x 15/48	140		SD 26009
Architectura MetalRim	DA1270ARA215V/ DA1270ARA248V	1200 x 700 x 15/48	140		SD 26010
Architectura MetalRim	DA1275ARA215V/ DA1275ARA248V	1200 x 750 x 15/48	140		SD 26011
Architectura MetalRim	DA1280ARA215V/ DA1280ARA248V	1200 x 800 x 15/48	140		SD 26012
Architectura MetalRim	DA1290ARA215V/ DA1290ARA248V	1200 x 900 x 15/48	140		SD 26013
Architectura MetalRim	DA1470ARA215V/ DA1470ARA248V	1400 x 700 x 15/48	140		SD 26014
Architectura MetalRim	DA1475ARA215V/ DA1475ARA248V	1400 x 750 x 15/48	140		SD 26015
Architectura MetalRim	DA1480ARA215V/ DA1480ARA248V	1400 x 800 x 15/48	140		SD 26016
Architectura MetalRim	DA1490ARA215V/ DA1490ARA248V	1400 x 900 x 15/48	140		SD 26017
Architectura MetalRim	DA1580ARA215V/ DA1580ARA248V	1500 x 800 x 15/48	140		SD 26018
Architectura MetalRim	DA1590ARA215V/ DA1590ARA248V	1500 x 900 x 15/48	140		SD 26019
Architectura MetalRim	DA1510ARA215V/ DA1510ARA248V	1500 x 1000 x 15/48	140		SD 26020
Architectura MetalRim	DA1670ARA215V/ DA1670ARA248V	1600 x 700 x 15/48	140		SD 26021
Architectura MetalRim	DA1675ARA215V/ DA1675ARA248V	1600 x 750 x 15/48	140		SD 26022
Architectura MetalRim	DA1680ARA215V/ DA1680ARA248V	1600 x 800 x 15/48	140		SD 26023
Architectura MetalRim	DA1690ARA215V/ DA1690ARA248V	1600 x 900 x 15/48	140		SD 26024
Architectura MetalRim	DA1770ARA215V/ DA1770ARA248V	1700 x 700 x 15/48	140		SD 26025
Architectura MetalRim	DA1775ARA215V/ DA1775ARA248V	1700 x 750 x 15/48	140		SD 26026
Architectura MetalRim	DA1780ARA215V/ DA1780ARA248V	1700 x 800 x 15/48	140		SD 26027
Architectura MetalRim	DA1790ARA215V/ DA1790ARA248V	1700 x 900 x 15/48	140		SD 26028

Villeroy & Boch – shower tray supports

All dimensions in mm

Model	Manufacturer no.	Bathtub dimensions	Support height	Type	Article number
Architectura MetalRim	DA1880ARA215V/ DA1880ARA248V	1800 x 800 x 15/48	140		SD 26029
Architectura MetalRim	DA1890ARA215V/ DA1890ARA248V	1800 x 900 x 15/48	140		SD 26030
Futurion (square)	DQ0806FUT1V	800 x 800 x 60	170		SD 21667
Futurion (rectangular)	DQ9806FUT2V	900 x 800 x 60	170		SD 21670
Futurion (square)	DQ0906FUT1V	900 x 900 x 60	170		SD 21668
Futurion (square)	DQ1006FUT1V	1000 x 1000 x 60	170		SD 21671
Futurion (rectangular)	DQ1806FUT2V	1000 x 800 x 60	170		SD 22588
Futurion (rectangular)	DQ1286FUT2V	1200 x 800 x 60	170		SD 21679
Futurion (rectangular)	DQ1296FUT2V	1200 x 900 x 60	170		SD 21672
Futurion (rectangular)	DQ1516FUT2V	1500 x 1000 x 65	170		SD 22589
Futurion Flat	DQ9800FFL2V	900 x 800 x 25	140		SD 26031
Futurion Flat	DQ0900FFL1V	900 x 900 x 25	140		SD 26032
Futurion Flat	DQ1800FFl2V	1000 x 800 x 25	140		SD 26033
Futurion Flat	DQ1000FFL1V	1000 x 1000 x 25	140		SD 26034
Futurion Flat	DQ1280FFL2V	1200 x 800 x 25	140		SD 26035
Futurion Flat	DQ1290FFL2V	1200 x 900 x 25	140		SD 26036
Futurion Flat	DQ1490FFL2V	1400 x 900 x 25	140		SD 26037
Futurion Flat	DQ1510FFL2V	1500 x 1000 x 25	140		SD 26038
Futurion Flat	DQ1690FFL2V	1600 x 900 x 25	140		SD 26039
Futurion Flat	DQ1890FFL2V	1800 x 900 x 25	140		SD 26040
O.novo	DS0865ONO1V	800 x 800 x 65	170		SD 21635
O.novo	DA0806DEN1V	800 x 800 x 60	170		SD 22570
O.novo	DS9765ONO2V	900 x 750 x 65	170		SD 21636
O.novo	DA9706DEN2V	900 x 750 x 60	170		SD 22572
O.novo	DS9865ONO2V	900 x 800 x 65	170		SD 21637
O.novo	DA9806DEN2V	900 x 800 x 60	170		SD 22573
O.novo	DS0965ONO1V	900 x 900 x 65	170		SD 21638
O.novo	DA0906DEN1V	900 x 900 x 60	170		SD 22571
O.novo	DA1806DEN2V	800 x 1000 x 60	170		SD 22574
O.novo	DA1296DEN2V	900 x 1200 x 60	170		SD 22575
O.novo	DS1065ONO1V	1000 x 1000 x 65	170		SD 21639
O.novo	DA1006DEN1V	1000 x 1000 x 60	170		SD 22582
O.novo (quadrant)	DA0906DEN4W	900 x 900 x 60	164		SD 22578
O.novo (quadrant)	DA1006DEN4W	1000 x 1000 x 60	164		SD 22579
O.novo (pentagonal)	DA0906DEN5V	900 x 900 x 60	170		SD 22580
O.novo (pentagonal)	DA1006DEN5V	1000 x 1000 x 60	164		SD 22581
Subway	DA9735SUB2V	900 x 750 x 35	150		SD 21641
Subway	DA0935SUB1V	900 x 900 x 35	150		SD 22593
Subway	DA1835SUB2V	1000 x 800 x 35	150		SD 22590
Subway	DA1035SUB1V	1000 x 1000 x 35	150		SD 22594
Subway	DA1293SUB2V	1200 x 900 x 35	150		SD 22595
Subway	DA1493SUB2V	1400 x 900 x 35	150		SD 22591
Subway	DA1693SUB2V	1600 x 900 x 35	150		SD 22596
Subway	DA1893SUB2V	1800 x 900 x 35	150		SD 22597
Subway (quadrant)	DA0935SUB4V	900 x 900 x 35	150		SD 22592
Subway (quadrant)	DA1035SUB4V	1000 x 1000 x 35	150		SD 21640
Squaro Infinity	DQ9080SQI2V	900 x 800 x 40	140		SD 26041
Squaro Infinity	DQ9090SQI1V	900 x 900 x 40	140		SD 26042

Villeroy & Boch – shower tray supports

All dimensions in mm

Model	Manufacturer no.	Bathtub dimensions	Support height	Type	Article number
Squaro Infinity	DQ1090SQI2V	1000 x 900 x 40	140		SD 26043
Squaro Infinity	DQ1010SQI1V	1000 x 1000 x 40	140		SD 26044
Squaro Infinity	DQ1280SQI2V	1200 x 800 x 40	140		SD 26045
Squaro Infinity	DQ1290SQI2V	1200 x 900 x 40	140		SD 26046
Squaro Infinity	DQ1480SQI2V	1400 x 800 x 40	140		SD 26047
Squaro Infinity	DQ1490SQI2V	1400 x 900 x 40	140		SD 26048
Squaro Infinity	DQ1680SQI2V	1600 x 800 x 40	140		SD 26049
Squaro Infinity	DQ1690SQI2V	1600 x 900 x 40	140		SD 26050
Squaro Infinity	DQ1880SQI2V	1800 x 800 x 40	140		SD 26052
Squaro Infinity	DQ1810SQI2V	1800 x 1000 x 40	140		SD 26051
Squaro Infinity for other dimensions not listed from the V & B product range					SD 26053

Vitra - bathtub supports

All dimensions in mm

Model	Manufacturer no.	Bathtub dimensions	Support height	Type	Article number
4Life	54320001000	1800 x 800	570	XL	SW 85174
Matrix	50710001000	1700 x 750	570	XL	SW 85100
Matrix	50720001000	1800 x 800	570	XL	SW 85098
S 50	52510000100	1500 x 700	570	XL	SW 85154
S 50	52520001000	1600 x 700	570	XL	SW 85155
S 50	52660001000	1600 x 750	570	XL	SW 85152
S 50	52530001000	1700 x 700	570	XL	SW 85156
S 50	52280001000	1700 x 750	570	XL	SW 85092
S 50	52540001000	1800 x 800	570	XL	SW 85159
S 50 hexagonal bathtub	52670001000	1900 x 900	570		SW 85153
S 50 (left-hand version)	52760001000	1700 x 750/500	570		SW 85157
S 50 (right-hand version)	52770001000	1700 x 750/500	570		SW 85158
S 50	54210001000	1750 x 750	570	XL	SW 85178
S 50 Corner bathtub support 140	52290001000	1400 x 1400	570	flush/curved	SW 85093
S 50 corner bathtub support with shelf, pentagonal	52290001000	1400 x 1400	570	shelf approx. 80 mm	SW 85093A
T4	56010001000	1800 x 800		XL	SW 85176
T4	56000001000	1900 x 900		XL	SW 85177

Vitra - shower tray supports

All dimensions in mm

Model	Manufacturer no.	Bathtub dimensions	Support height	Type	Article number
Matrix (square)	51210001000	900 x 900 x 60	140		SD 94081
Matrix (rectangular)	51340001000	1200 x 800 x 60	140		SD 94082
Matrix	53230001000	1400 x 800 x 60	140		SD 94080
S 50 rectangular shower	52850001000	800 x 800 x 55	140		SD 94090
S 50 rectangular shower	52910001000	900 x 750 x 55	140		SD 94091
S 50 rectangular shower	52900001000	900 x 800 x 55	140		SD 94086
S 50 rectangular shower	52860001000	900 x 900 x 55	140		SD 94085
S 50 rectangular shower	52930001000	1000 x 1000 x 55	140		SD 94092
S 50 (quadrant)	52870001000	800 x 800 x 55	140		SD 94093
S 50 (quadrant)	52880001000	900 x 900 x 55	140		SD 94087
S 50 (quadrant)	52920001000	1000 x 1000 x 55	140		SD 94094
S 50 pentagonal shower	52890001000	900 x 900 x 55	140		SD 94088
S 50 pentagonal shower	52940001000	1000 x 1000 x 55	140		SD 94095

Vitra Norm – bathtub supports

All dimensions in mm

Model	Manufacturer no.	Bathtub dimensions	Support height	Type	Article number
Vitra Norm bathtub supports					
Parallel bathtub	5189000100	1600 x 750	555	XL	SW 85089
Parallel bathtub	5089000100	1700 x 750	555	Standard	SW 85066
Parallel bathtub	5089000100	1700 x 750	555	XL	SW 85090
Bodyshape bathtub	5084000100	1500 x 700	555	SuPERIO UNO	SW 85050
Bodyshape bathtub	5084000100	1500 x 700	570	XL	SW 85082
Bodyshape bathtub	5085000100	1600 x 700	555	Standard	SW 85051
Bodyshape bathtub	5085000100	1600 x 700	570	XL	SW 85083
Bodyshape bathtub	5086000100	1700 x 700	555	SuPERIO UNO	SW 85052
Bodyshape bathtub	5087000100	1700 x 750	570	XL	SW 85053
Corner bathtub support	5094000100	1400 x 1400	570	flush/curved	SW 85067
Corner bathtub support with shelf, pentagonal	5094000100		570	shelf approx. 80 mm	SW 85067A
Corner bathtub support	5095000100	1500 x 1500	555	flush/curved	SW 85081
Corner bathtub support with shelf, pentagonal	5095000100		570	shelf approx. 80 mm	SW 85081A
Hexagonal bathtub	5029000100	1900 x 900	570	XL	SW 85068
Hexagonal bathtub	5030000010	2000 x 1000	570	XL	SW 85086
Bathtub with central drain	5047000100	1800 x 800	570	XL	SW 85069

Vitra Norm – shower tray supports

All dimensions in mm

Model	Manufacturer no.	Bathtub dimensions	Support height	Type	Article number
Shower tray	5194000100	800 x 800 x 70	170		SD 94063
Shower tray	5195000100	900 x 750 x 70	150		SD 94073
Shower tray	5193000100	900 x 900 x 75	170		SD 94064
Shower tray	5311000100	1000 x 1000 x 70	140		SD 94074
Shower tray	5191000100	800 x 800 x 130	200		SD 94050
Shower tray	5192000100	900 x 750 x 130	200		SD 94072
Shower tray	5190000100	900 x 900 x 130	200		SD 94051
Pentagonal shower	5113000100	900 x 900 x 70	164		SD 94067
Pentagonal shower	5310000100	900 x 900 x 130	222		SD 94068
Pentagonal shower	5127000100	1000 x 1000 x 70	164		SD 94065
Pentagonal shower	5126000100	1000 x 1000 x 130	222		SD 94066
Quadrant-shaped shower	5106000100	800 x 800 x 70	164		SD 94069
Quadrant-shaped shower	5120000100	900 x 900 x 70	164		SD 94070
Quadrant-shaped shower	5308000100	800 x 800 x 130	200		SD 94052
Quadrant-shaped shower	5309000100	900 x 900 x 130	200		SD 94058
Quadrant-shaped shower	5133000100	1000 x 1000 x 70	164		SD 94071

All information is provided to the best of our knowledge. This does not constitute a guarantee.
We reserve the right to make technical changes for the purposes of progress or manufacturing-related changes.
Otherwise our General Terms and Conditions of Sale apply.

General Terms and Conditions of Business

Clause 1 – General provisions – Scope of application
(1) Our general terms and conditions shall apply to the exclusion of all others; we do not recognize any terms and conditions of the customer that conflict with or deviate from our general terms and conditions unless we have expressly agreed to their applicability in text form. Our general terms and conditions shall apply even if, in the knowledge of conflicting general terms and conditions or general terms and conditions that deviate from our own, we carry out the delivery to the customer without reservation.
(2) All agreements made between us and the customer in relation to the performance of this contract are laid down in text form. in this contract.
(3) Our general terms and conditions shall apply only with respect to entrepreneurs within the meaning of section 310(1) German Civil Code (Bürgerliches Gesetzbuch – BGB).
(4) These general terms and conditions shall also apply to all future transactions entered into between us and the customer, insofar as they concern related legal transactions.
Clause 2 Offer – offer documents
(1) If the order placed by the customer constitutes an offer in accordance with section 145 BGB, we may accept this within a period of 2 weeks. An order may also be accepted by way of transmission of an order confirmation or invoice or by way of delivery or shipment of the ordered goods.
As a rule, offers made by us are non-binding and merely constitute an invitation to the customer to submit a binding order unless expressly provided otherwise in such "offer".
(2) We reserve rights of ownership and copyrights in relation to illustrations, drawings, calculations and any other documents. This shall also apply to documents in text form that have been designated as being "confidential". Any disclosure or transfer to third parties by the customer shall require our prior express consent in text form.
Clause 3 Prices – terms of payment
(1) Unless indicated otherwise in the order confirmation, our prices apply "ex works", excluding packaging, freight, customs duties or other charges; these are charged separately.
(2) Statutory VAT is not included in our prices; it is shown separately on the invoice at the statutory rate on the day of the invoice.
(3) We are entitled to assign the claims arising from the business relationship, in particular our claims to payment, to third parties.
(4) The deduction of a cash discount shall require a specific agreement in text form.
(5) Unless indicated otherwise in the order confirmation, the net purchase price (without any deduction) shall be due and payable within 14 days from the date of the invoice. Statutory provisions regarding the consequences of payment default shall apply.
(6) In the case of payment default on the part of the customer, statutory provisions shall apply; in particular, we will charge default interest of 8% p.a. above the respective base interest. We reserve the right to claim higher damages for late payment. If we claim higher damages for late payment, the customer has the option of proving to us that the loss caused by the delay did not arise at all or, at least, that it was significantly lower.
(7) The customer shall only be entitled to set off any payment claims if his counterclaims have been upheld and declared unappealable by a court of law, or if such counterclaims are uncontested or have been accepted by us. In addition, the customer shall only be entitled to exercise a right of retention if his counterclaim is based on the same contractual relationship.
Clause 4 Scope of delivery and delivery time
(1) The delivery time indicated by us shall start to run once all information and documentation required for the execution of the order has been received; once the agreed advance payment, if any, has been received; if agreed, once material has been provided in a timely manner; and once all technical issues have been resolved.
Unless expressly agreed otherwise, the shipping or delivery dates indicated shall merely constitute expected shipping or delivery dates, which are subject to change at short notice.
(2) Compliance with our delivery obligations is further subject to the timely and proper fulfilment of the obligation of the customer. We reserve the right to invoke the "defence of non-performance of the contract" (Einrede des nicht erfüllten Vertrages).
(3) If a customer is in default of acceptance or culpably violates any other obligations to cooperate, we are entitled to claim damages for any damage incurred in this regard, including any additional expenses incurred. We reserve all further claims or rights. The customer shall in turn be entitled to prove that any damage claimed did not arise at all or, at least, that it was significantly lower than claimed.
(4) If the conditions laid down in paragraph 3 have been met, the risk of accidental loss or accidental deterioration of the purchased item passes to the customer at the time at which the acceptance or payment by the customer is delayed.
(5) We are liable in accordance with statutory provisions, to the extent that the underlying purchase contract constitutes a transaction where time is of the essence (Fixgeschäft) within the meaning of section 286(2) no. 4 BGB or section 376 German Commercial Code (Handelsgesetzbuch – HGB). We are also liable in accordance with statutory provisions if, as a result of a delivery delay for which we are responsible, the customer is entitled to assert that his interest in the continued fulfilment of the contract has ceased.
(6) In addition, we are liable in accordance with statutory provisions if the delay in delivery is caused by an intentional or grossly negligent breach of contract for which we are responsible; any fault on the part of our representatives or any person employed in performing a contractual obligation for whom we are vicariously liable (Erfüllungsgehilfe) shall be attributable to us. If the default in delivery is caused by a grossly negligent breach of contract for which we are responsible, our liability for damages shall be limited to the foreseeable damage that typically occurs.
(7) We shall also be liable according to statutory provisions if the delivery delay for which we are responsible is caused by a culpable violation of a fundamental contractual obligation; in this case, however, any liability for damages shall be limited to the foreseeable damage that typically occurs.
(8) Any further statutory claims and rights of the customer remain reserved.
Clause 5 Passing of risk – packaging costs
(1) Unless otherwise indicated in the order confirmation, delivery "ex works" shall be deemed agreed.
(2) Separate agreements shall apply with regard to the return of packaging; in the absence of such separate agreements, statutory provisions shall apply.
(3) If the customer so requires, we will arrange for the delivery to be covered by transport insurance; the costs in this regard shall be borne by the customer.
Clause 6 Liability for defects
(1) Claims for defects of the customer shall require that the customer has duly met his duties to inspect and give notice of defects according to section 377 HGB.
(2) Only our binding product description shall be relevant with respect to the agreed quality in cases of doubt. Minor deviations in colour or measurements that are reasonable and customary in the trade shall not constitute a defect. References to technical norms shall only serve as a performance specification and shall not be construed as a guarantee of quality. Unless otherwise expressly agreed, the manufacturing of the products shall be carried out using industry-standard materials and in accordance with known production methods.
(3) If the customer receives advice beyond the agreed contractual scope, the company shall be liable for the operability and suitability of the item only following a prior express assurance to this effect.
(4) If there is a defect in the goods or products to be supplied – hereinafter uniformly referred to as "Purchased Item" – then the customer shall be entitled, at his discretion, to demand supplementary performance in the form of rectification of the defect or supply or a new item that is free from any defects. In the case of a rectification of a defect or a replacement we are obliged to bear all costs required for the purpose of supplementary performance, in particular the costs of transport, travel, work and materials, provided that these do not increase due to the fact that the Purchased Item has been taken to a place other than the place of performance.
(5) Should supplementary performance fail, the customer can, at his discretion, choose either withdrawal from the contract or a reduction of the purchase price.
(6) We are liable in accordance with statutory provisions if the customer asserts damages claims that are based on intentional conduct or gross negligence including intentional conduct or gross negligence by our representatives or any person employed in performing a contractual obligation for whom we are vicariously liable (Erfüllungsgehilfe). Insofar as the customer does not assert any intentional breach of contract on our part, our liability is limited to the foreseeable damage that typically occurs.
(7) We are liable in accordance with statutory provisions if we culpably infringe a fundamental contractual obligation; in this case, too, the liability for damages is limited to foreseeable damage that typically occurs. A fundamental contractual obligation exists if the breach of duty relates to a duty on whose performance the customer has relied and was entitled to rely.
(8) If the underlying goods are second-hand goods, claims for defects shall be excluded.
(9) Liability for culpable injury to life, body or health remains unaffected; this also applies to mandatory liability under the German Product Liability Act (Produkthaftungsgesetz).
(10) Liability shall be excluded unless otherwise agreed above.
(11) The limitation period in relation to claims for defects from the sale of new goods shall be 12 months from the passing of risk.
(12) The limitation period in the case of redress for inadequate delivery according to sections 478, 479 BGB remains unaffected; it amounts to 5 years from delivery of the defective item.
Clause 7 Total liability
(1) Any additional liability for damages, which goes further than provided for in clause 6, is excluded – regardless of the legal basis of such claim. This applies, in particular, to damages claims due to fault on the occasion of contract conclusion, due to other breaches of duty, or due to claims in tort for compensation for damage to property in accordance with section 823 BGB.
(2) The limitation laid down in paragraph 1 also applies to the extent to which in lieu of damages instead of performance the customer claims compensation for futile expenses.
(3) Insofar as our liability for damages is excluded or limited, this shall also apply to the personal liability for damages of our employees, workers, staff members, representatives and any person employed in performing a contractual obligation for whom we are vicariously liable (Erfüllungsgehilfe).
Clause 8 Reservation of title
(1) We reserve title to the goods or products to be supplied by us – hereinafter uniformly referred to as "Purchased Item" – until all our payment claims arising from the business relationship have been met. If the customer acts in breach of contract, in particular if the customer defaults on his payment obligations, we are entitled to take back the Purchased Item. Our taking back of the Purchased Item constitutes a withdrawal from the contract. After having taken back the Purchased Item, we are entitled to sell it; the proceeds of sale shall be set off against the amounts owed by the customer – minus appropriate costs of sale.
(2) We are entitled to assert our rights under the reservation of title, in particular to take back the Purchased Item that was delivered subject to a retention of title, without first withdrawing from the respective contract.
(3) The customer is obliged to treat the Purchased Item with due care; the customer is in particular obliged, at his own expense, to insure the Purchased Item sufficiently and at replacement value against damage caused by fire, water and theft. If any maintenance and inspection work is required, the customer shall perform these tasks in good time and at his own expense.
(4) In the event of attachments or other third party interventions, the customer shall immediately notify us in text form to enable us to bring a legal action in accordance with section 771 German Code of Civil Procedure (Zivilprozessordnung – ZPO). If the third party is unable to reimburse us for the judicial and extrajudicial costs of a legal action pursuant to section 771 ZPO, the customer shall be liable for any loss incurred by us.
(5) The customer is entitled to resell the Purchased Item in the ordinary course of business; however, he hereby transfers all claims equivalent to the final invoice amount (including VAT) of our claim to us, which arise from a resale of the goods to his customers or third parties, independently of whether the Purchased Item has been resold after further processing or without processing. The customer shall remain authorised to collect this claim even after it has been assigned. This is without prejudice to our right to collect such claim ourselves. However, we undertake not to collect such claim as long as the customer continues to meet his payment obligations out of the proceeds received, as long as he is not in default of payment and, in particular, as long as no application has been made to start settlement or insolvency proceedings or payments have been suspended. If this is the case, however, we are entitled to demand that the customer notifies us of the assigned claims and their debtors, provides all details necessary for a collection of such claims, hands over the attendant documents and notifies the debtors (third parties) of such assignment.
(6) Any processing or transformation of the Purchased Item by the customer is always deemed to have been made on our behalf. If the Purchased Item is processed together with objects that do not belong to us, we shall acquire joint ownership of the new item at a ratio of the value of the Purchased Item (final invoice amount including VAT) in relation to the other processed items at the time of processing. Apart from that, the same provisions shall apply in relation to items resulting from the processing as those that apply to Purchased Items delivered subject to a retention of title.
(7) If the Purchased Item is inextricably combined with objects that do not belong to us, we shall acquire joint ownership of the new item at a ratio of the value of the Purchased Item (final invoice amount including VAT) in relation to the other combined items at the time of combining. If the combination is such that the customer's goods are to be regarded as the main item, it shall be deemed to have been agreed that the customer shall transfer proportionate joint ownership to us. The customer shall hold the resulting sole or joint ownership on our behalf.
(8) The customer shall also assign to us any claims for securing our claims against him, which arise against a third party from the combination of the Purchased Item with a piece of real estate.
(9) We undertake, upon the customer's request, to release the securities to which we are entitled to the extent that the realisable value of our securities exceeds the value of the claims to be secured by more than 20%; we are entitled to select which securities are to be released.
Clause 9 Provision of material by the customer
(1) If the customer provides any material, this shall be delivered to us at the customer's cost and risk, together with a reasonable extra quantity of at least 5%, in good time and in perfect quality.
(2) If the aforementioned condition is not met, our delivery time shall be extended by a reasonable period. Except in cases of force majeure, the customer shall bear the extra costs arising from this, including for any disruptions in production.
Clause 10 Moulds (tools)
(1) The price for moulds shall also include the costs for a one-off sample but not the costs for testing and processing equipment as well as for any changes requested by the customer.
(2) Unless otherwise agreed, we are the owners of and retain ownership in the moulds produced by ourselves on behalf of the customer or by a third party commissioned by us. If expressly agreed, moulds will only be used for orders placed by the customer provided the customer meets his payment and acceptance obligations. Our obligation to store the mould shall expire two years after the last delivery of parts produced using the mould.
(3) If a contract is terminated before the moulds have amortised, we shall have a right to compensation for the remaining amortisation value. We will invoice the customer for such amount.
(4) If, by virtue of an express agreement that conflicts with paragraph 2 above, the customer becomes the owner of the moulds, such title shall only pass to the customer upon full payment of the purchase price for the moulds and all our other claims against the customer arising from the business relationship. The delivery of possession of the moulds to the customer shall be replaced by our storing them on behalf of the customer. Regardless of a legal right to recover possession on the part of the customer and regardless of their lifespan, we are entitled to exclusive possession of the moulds until the termination of the contract.
(5) In the case of the customer's own moulds in accordance with paragraph 4 above and/or moulds provided by the customer on loan, our liability shall be limited to storage and maintenance at a level of care and attention as we apply to our own affairs.
Maintenance and insurance costs shall be borne by the customer. Our obligations in this regard, in particular our storage obligations, shall cease to apply if the customer fails to collect the moulds within a reasonable period of time after completion of the contract when prompted. In any event, as long as the customer has not fully complied with his contractual obligations, we shall have a retention right in the moulds.
Clause 11 Industrial property rights and deficiencies in title
(1) If the goods to be supplied by us are to be produced in accordance with drawings, models and samples or by using parts supplied by the customer, then the customer shall warrant that no third-party rights are violated hereby in the country of destination of the goods. We will notify the customer of any rights of which we are aware; however, we are not obliged to carry out our own research. The customer shall indemnify us against any third-party claims upon first request, and undertakes to compensate us for all damage hereby incurred. If a third party prohibits us from producing or supplying the goods with reference to a right to which the third party is entitled, then we shall be entitled – without examination of the legal position – to suspend the work pending resolution of the legal position by the customer and the third party. If, due to this delay, the continuation of the contract is no longer reasonable for us, then we are entitled to withdraw from the contract.
(2) Title, copyrights and any industrial property rights, in particular all rights of usage and exploitation of the models, moulds and devices, designs and drawings designed by us or by third parties on our behalf shall not belong to the customer but to us. On request, the customer shall immediately return to us the documents, moulds, samples or models, including any copies made.
(3) In the case of other deficiencies in title, section 6 shall apply mutatis mutandis.
Clause 12 Food safety and recycled materials
(1) In the event that a product is to be used in contact with a foodstuff, only the customer shall be responsible to ensure suitability of the material for the foodstuff in question.
The customer shall be responsible to check in advance whether the material is suitable for the foodstuff in question.
(2) Any recycled raw materials used in production are always carefully selected. Despite this, however, regeneration plastics and similar products may be subject to significant fluctuations in terms of surface texture, colour, purity, smell and physical or chemical properties on a batch by batch basis. In these cases the customer shall not be entitled to address any notification of defects to us. By way of compensation in these cases, however, we will assign to the customer any claims against upstream suppliers at the request of the customer; we do not assume any liability for the existence of such claims.
Clause 13 Jurisdiction – place of performance
(1) Insofar as the customer is a merchant (Kaufmann), our registered office shall be the place of jurisdiction; we are, however, also entitled to sue the customer at the court responsible for his registered office or residence.
(2) The law of the Federal Republic of Germany shall apply; the UN Sales Convention shall be excluded.
(3) Unless otherwise indicated in the order confirmation, our registered office shall be the place of performance.

Effective: October 2016

Zertifikat

Prüfungsnorm **ISO 9001:2015**

Zertifikat-Registrier-Nr. **01 100 95120**

Unternehmen:

Schedel Kunststofftechnik

Kunststofftechnik Schedel GmbH
Oelsnitzer Str. 55
08223 Falkenstein
Deutschland

mit der
Produktionsstätte Neuensalz
Zur Sternquell 4
08523 Plauen
Deutschland

Geltungsbereich: Entwicklung, Herstellung und Vertrieb von technischen Formteilen und Produkten aus schäumbarem Polystyrol (EPS) für die Sanitär-, Dämm- und Verpackungstechnik

Durch ein Audit wurde der Nachweis erbracht, dass die Forderungen der ISO 9001:2015 erfüllt sind.

Gültigkeit: Dieses Zertifikat ist gültig vom 11.11.2017 bis 10.11.2020.
Erstzertifizierung 1999

15.11.2017

TÜV Rheinland Cert GmbH
Am Grauen Stein · 51105 Köln

www.tuv.com

IAF DAkkS Deutsche Akkreditierungsstelle D-ZM-16031-01-00

TÜVRheinland®
Genau. Richtig.

© TÜV, TÜEV und TUV sind eingetragene Marken. Eine Nutzung und Verwendung bedarf der vorherigen Zustimmung

Austrian field sales regional map

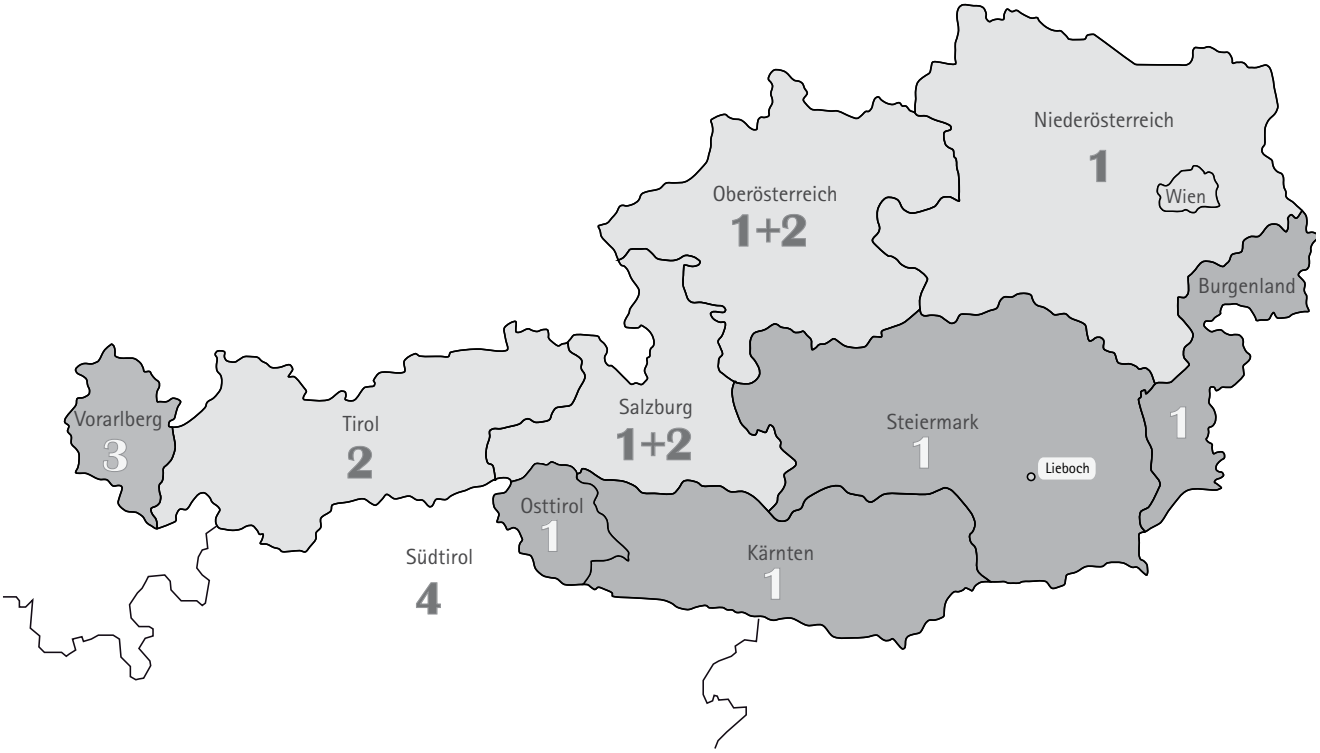

Austrian Internal Sales and Field Sales Contacts

Region	Position	Location	Contact	Phone	Fax
1	Agency	A-Lieboch	*Ernst Christöfl* office@christoefl.com	+43 (0) (3136) 631 660	+43 (0) (3136) 6316 620
2	Commercial and Technical Sales	D-Andechs	*Marc Tasören* marc.tasoeren@schedel-gmbh.de	+49 (0) (8152) 7 944 116 +49 (0) (151) 16 229 379	+49 (0) (8152) 9989 681
3	Commercial and Technical Sales	D-Bobingen	*Andreas Seidl* andreas.seidl@schedel-gmbh.de	+49 (0) (8234) 8009 983 +49 (0) (151) 140 822 61	+49 (0) (8234) 8009 984
4	Agency	A-6020 Innsbruck	*Johannes Raich* office@jora.at	+43 (0) 512 935 000	
1–4	Internal sales staff	D-Falkenstein	*Bianca Keydel* bianca.keydel@schedel-gmbh.de	+49 (0) (3745) 745-155	+49 (0) (3745) 745-163
1–4	Internal sales staff	D-Falkenstein	*Jana Döhne* jana.doehne@schedel-gmbh.de	+49 (0) (3745) 745-112	+49 (0) (3745) 745-163
1–4	Internal sales staff	D-Falkenstein	*Maxi Stahl* maxi.stahl@schedel-gmbh.de	+49 (0) (3745) 745-107	+49 (0) (3745) 745-163
Technical Consulting					
Bathtub supports walk-in shower elements		D-Falkenstein	*Frank Voigtmann* frank.voigtmann@schedel-gmbh.de	+49 (0) (3745) 745-235	+49 (0) (3745) 5351
Bathtub supports walk-in shower elements		D-Falkenstein	*Ralf Kaiser* ralf.kaiser@schedel-gmbh.de	+49 (0) (3745) 745-220	+49 (0) (3745) 5351
Bathtub supports walk-in shower elements		D-Falkenstein	*Ronny Kunz* ronny.kunz@schedel-gmbh.de	+49 (0) (03745) 745-212	+49 (0) (03745) 5351
Steam cabins/Spa zones Shower unit solutions		D-Falkenstein	*Jörg Werner* joerg.werner@schedel-gmbh.de	+49 (0) (3745) 745-202	+49 (0) (3745) 5351
Steam cabins/Spa zones Shower unit solutions		D-Falkenstein	*Rainer Mussack* rainer.mussack@schedel-gmbh.de	+49 (0) (3745) 745-209	+49 (0) (3745) 5351

German field sales regional map

German Internal Sales and Field Sales Contacts

Position	Location	Contact	Phone/Mobile	Fax
NORTH/WEST sales region				
North/West Sales Manager	Holzminden	*Jochen Finkmann* jochen.finkmann@schedel-gmbh.de	+49 (0) (5531) 9909 152 +49 (0) (172) 3491 803	+49 (0) (5531) 9909 154
Agency	Norderstedt	*Peter Lippe e. K.* peterlippe@t-online.de	+49 (0) (40) 5225 020	+49 (0) (40) 5225 000
Commercial and Technical Sales	Weyhe	*Rainer Wallenssus* rainer.wallenssus@schedel-gmbh.de	+49 (0) (4203) 4370 467 +49 (0) (172) 3491 804	+49 (0) (4203) 4370 468
Technical Sales	Nordkirchen	*Franz-Josef Dornhege* franz.j.dornhege@schedel-gmbh.de	+49 (0) (2596) 937 817 +49 (0) (172) 3491 800	+49 (0) (2596) 938 778
Commercial and Technical Sales	Reichshof	*Martin Krist* martin.krist@schedel-gmbh.de	+49 (0) (02297) 9097 712 +49 (0) (0151) 1622 9381	+49 (0) (2297) 9097 273
Internal Sales	Falkenstein	*Nadine Kölbel* nadine.koelbel@schedel-gmbh.de	+49 (0) (3745) 745-141	+49 (0) (3745) 745-161
Internal sales	Falkenstein	*Sylvia Schraps* sylvia.schraps@schedel-gmbh.de	+49 (0) (3745) 745-142	+49 (0) (3745) 745-161
Internal sales	Falkenstein	*Tabea Keidel* tabea.keidel@schedel-gmbh.de	+49 (0) (3745) 745-188	+49 (0) (3745) 745-161
Internal sales	Falkenstein	*Sara Böhm* sara.boehm@schedel-gmbh.de	+49 (0) (3745) 745-127	+49 (0) (3745) 745-161
EAST sales region				
East Sales Manager	Glashütte	*Sieghart Bohacek* sieghart.bohacek@schedel-gmbh.de	+49 (0) (3 50 53) 32 179 +49 (0) (172) 3491 801	+49 (0) (35053) 32 260
Agency	Norderstedt	*Peter Lippe e. K.* peterlippe@t-online.de	+49 (0) (40) 5225 020	+49 (0) (40) 5225 000
Commercial and Technical Sales	Berlin	*Micheal Künne* michael.kuenne@schedel-gmbh.de	+49 (0)(030) 41 47 61 40 +49 (0) (0151) 16 229 376	+49 (0) (030) 41 47 61 41
Technical Sales	Schkeuditz	*Stefan Schwarzer* stefan.schwarzer@schedel-gmbh.de	+49 (0) (34207) 409 890 +49 (0) (175) 7 234 895	+49 (0) (34207) 409 923
Internal sales	Falkenstein	*Mandy Feige* mandy.feige@schedel-gmbh.de	+49 (0) (3745) 745-153	+49 (0) (3745) 745-162
Internal Sales	Falkenstein	*Nadja Helbig* nadja.helbig@schedel-gmbh.de	+49 (0) (3745) 745-120	+49 (0) (3745) 745-162
Internal sales	Falkenstein	*Katja Bernhard* katja.bernhard@schedel-gmbh.de	+49 (0) (3745) 745-126	+49 (0) (3745) 745-162
SOUTH sales region				
Commercial and Technical Sales	Bad Kreuznach	*Joachim Pfaff* joachim.pfaff@schedel-gmbh.de	+49 (0) (671) 79 656 440 +49 (0) (151) 46 150 229	+49 (0) (671) 79 656 444
Commercial and Technical Sales	Quierschied	*Sven Bost* sven.bost@schedel-gmbh.de	+49 (0) (6897) 1716 703 +49 (0) (151) 16 229 372	
Commercial and Technical Sales	Nagold	*Daniel Maier* daniel.maier@schedel-gmbh.de	+49 (0) (7452) 816 763 +49 (0) (151) 18 837 211	+49 (0) (7452) 817 121
Commercial and Technical Sales	Bobingen	*Andreas Seidl* andreas.seidl@schedel-gmbh.de	+49 (0) (8234) 8009 983 +49 (0) (151) 14 082 261	+49 (0) (8234) 8009 984
Commercial and Technical Sales	Andechs	*Marc Tasören* marc.tasoeren@schedel-gmbh.de	+49 (0) (8152) 7944 116 +49 (0) (151) 16 229 379	+49 (0) (8152) 9989 681
Internal sales	Falkenstein	*Jana Döhne* jana.doehne@schedel-gmbh.de	+49 (0) (3745) 745-112	+49 (0) (3745) 745-163
Internal sales	Falkenstein	*Maxi Stahl* maxi.stahl@schedel-gmbh.de	+49 (0) (3745) 745-107	+49 (0) (3745) 745-163
Internal sales	Falkenstein	*Bianca Keydel* bianca.keydel@schedel-gmbh.de	+49 (0) (3745) 745-155	+49 (0) (3745) 745-163
Technical Consulting				
Bathtub support walk-in shower elements	Falkenstein	*Frank Voigtmann* frank.voigtmann@schedel-gmbh.de	+49 (0) (3745) 745-235	+49 (0) (3745) 5351
Bathtub support walk-in shower elements	Falkenstein	*Ralf Kaiser* ralf.kaiser@schedel-gmbh.de	+49 (0) (3745) 745-220	+49 (0) (3745) 5351
Bathtub support walk-in shower elements	Falkenstein	*Ronny Kunz* ronny.kunz@schedel-gmbh.de	+49 (0) (03745) 745-212	+49 (0) (3745) 5351
Steam cabins/Spa zones Shower unit solutions	Falkenstein	*Jörg Werner* joerg.werner@schedel-gmbh.de	+49 (0) (3745) 745-202	+49 (0) (3745) 5351
Steam cabins/Spa zones Shower unit solutions	Falkenstein	*Rainer Mussack* rainer.mussack@schedel-gmbh.de	+49 (0) (3745) 745-209	+49 (0) (3745) 5351

Kunststofftechnik Schedel GmbH
Marketing Department
Oelsnitzer Straße 55

08223 Falkenstein, Germany

.....
(Place, Date)

ORDER FAX

Please send

☐ no. 2018 Gross Price Lists (SCHEDEL MULTISTAR® Complete Price List)

Meeting / Product presentation _____
Field sales employee:

_____

Other:

_____

Address:

Company: _____

Contact: _____

Position: _____

Address: _____

Postcode / Town: _____

Phone: _____

E-mail: _____

Company stamp;

Fax reply: +49 (0) 37 45 / 745 -217

Oelsnitzer Straße 55
08223 Falkenstein, Germany
info@schedel-gmbh.de
www.schedel-gmbh.de
TEL +49(0)3745/745-0

FAX Team NORTH/WEST +49(0)03745/745-161
FAX Team EAST +49(0)03745/745-162
FAX Team SOUTH +49(0)03745/745-163

All rights reserved and all technical changes permitted. Reproduction only with our written approval. 01_2018

Art.-No: 40218